

2025 Accommodations Tax Funds Request Application

Organization Name: Long Cove Club

Project/Event Name: Darius Rucker Intercollegiate

Executive Summary

An ATAX Effectiveness Measurement form has been attached to this application.

An ATAX Effectiveness Measurement Worksheet is attached to this application.

Long Cove Club and the Darius Rucker Intercollegiate Executive Committee thank the Accommodations Tax Advisory Committee for their consideration.

2025 Accommodations Tax Funds Request Application

Date Received: 09/05/2024

Time Received: 11:25 AM

By: Online Submittal

Applications will not be accepted if submitted after 4 pm on September 6, 2024

A. SUMMARY OF GRANT REQUEST:

ORGANIZATION NAME: Long Cove Club

Project/Event Name: Darius Rucker Intercollegiate

Contact Name: Christy Cohen

Title: Managing Director, Darius Rucker
Intercollegiate

Address: 399 Long Cove Drive, Hilton Head Island, SC 29928

Email Address:
ccohen@longcoveclub.com

Contact Phone: 843-686-1076

Event Date: March 3 - March 5, 2025

Event Location: Long Cove Club

Total Budget: \$329,000.00

Grant Requested: \$65,450.00

Provide a brief summary on the intended use of the grant and how the money would be used. (100 words or less)

This year, the Darius Rucker Intercollegiate is asking for a \$65,450 ATAX grant to increase the number of spectators who come to the tournament and stay on the island, as well as to improve and enhance the spectator experience while at the event.

\$50,000 of the grant will be used for marketing and advertising to attract spectators.

The remaining \$15,450 will be used for parking and trolley shuttle services to efficiently get spectators to the Long Cove Club golf course and enhance their overall experience. We understand that this portion would be reimbursed at our documented tourist percentage of 77%.

How does the organization/event either drive tourism to Hilton Head Island or enhance the visitor experience on Hilton Head Island? How is this impact being measured? (100 words or less)

The Darius Rucker Intercollegiate is televised on Golf Channel for 21 hours of programming over three days. During the tournament, Hilton Head Island and the Lowcountry are mentioned hundreds of times.

The economic impact of the tournament is estimated to be well over \$300,000 each year. Golf Channel sends 75 personnel to produce the broadcast and each one spends an average of 5 nights in hotels and spends their per diem on meals. 17 teams from competing universities stay in rental homes that are booked via local vacation rental companies. Spectators book approximately 130 room nights at our official hotel.

A. Total Number of Physical Tourists Served: 2,436 or 64%

A Tourist is considered a non-resident, traveling more than 50 miles to the Town of Hilton Head Island.

B. Total Number of Physical Visitors Served: 493 or 13%

A Visitor is considered a non-resident, who travels 50 miles or less to visit the Town of Hilton Head Island.

C. Total Number of Physical Residents Served: 897 or 23%

A Resident is considered any person who claims their property address within the limits of the Town of Hilton Head Island as their primary residence.

D. Total Number of Physical Patrons Served (A+B+C=D): 3,826

How was the Number of Visitors/Tourists Documented? (250 words or less)

Every single spectator that comes into Long Cove Club to watch the tournament provides a home zip code. These zip codes are collected and input into a spreadsheet. Then, a city and state is attached to each zip code and the data is sorted and analyzed to determine the exact number of tourists, visitors and residents who come to the event.

In 2024, 64% of our spectators were classified as tourists, 13% as visitors and 23% as residents. This does not include any member of Long Cove Club or their personal guests, nor does it include any of the 75 Golf Channel personnel.

This is a 37% overall increase in total spectators and a 56% increase in the number of tourists over 2023.

In addition to the zip code analysis, we again hired University of South Carolina Beaufort students from the Center for Event Management and Hospitality Training program to conduct a research survey to get more detailed information of who was coming to the tournament, not just where they were from. We partnered with the Hilton Head Island – Bluffton Chamber of Commerce Visitors and Convention Bureau to share expenses and results for two days-worth of surveys.

Of the 309 respondents that completed the survey, 56% were from more than 50 miles away.

40% of them were from states other than South Carolina. Top states for spectators included New York, Georgia, Pennsylvania, Michigan and Ohio. 32% of respondents came to Hilton Head Island specifically because of the Darius Rucker Intercollegiate.

B. DESCRIPTION OF OPERATIONS:

1. For state reporting purposes, give a brief description of the organization. (250 words or less)

The Darius Rucker Intercollegiate is arguably the most prestigious women's collegiate golf tournament in the country and is hosted by the University of South Carolina in conjunction with Grammy-award winning artist, Darius Rucker, at Long Cove Club in Hilton Head Island, SC. The tournament is broadcast live for three days for a total of 21 hours of television coverage on Golf Channel. We are proud to say it is still the first exclusively women's collegiate golf tournament broadcast on national television!

The 13th annual tournament will run from Monday, March 3 to Wednesday, March 5, 2025. The event kicks off with a practice round on Sunday, March 2nd followed by a private concert by Darius Rucker and his band at the Arts Center of Coastal Carolina for the players, their coaches, sponsors and some Long Cove Club members. The competition will start on Monday the 3rd and top schools from multiple conferences around the country will compete for the coveted team trophy, a guitar signed by Darius Rucker himself.

The DRI is funded completely separate in all ways from the Long Cove Club Owner's Association, LLC. No DRI monies are included in the Club's budgets, profit and loss statements or income taxes. Staff time is used to produce the tournament and over 150 Long Cove Club members volunteer, but Long Cove Club members do not financially subsidize the tournament in any way.

2. Describe in detail how the requested grant funding would be used? (250 words or less)

\$50,000 of the requested ATAX grant would be used for marketing and advertising expenses in an effort to get tourists, visitors and locals to the tournament.

\$15,450 of the requested ATAX grant is to enhance the spectator experience by engaging three trolleys to provide shuttle transportation via Kelly Tours all day for easy access to the tournament. (We understand that this would be reimbursed at our tourist/visitor rate of 77% and do not expect full funding for this category. This would bring the reimbursable amount to \$11,897.)

The marketing plan includes a combination of print and digital advertising, both in and out-of-area. We believe it's important to advertise locally to capture tourists who may be on the island and encourage them to extend their trip and attend the tournament.

Our print marketing campaign includes local and regional opportunities including Carolinas and Georgia Golf Association magazines, Local Life, CH2, Palmetto Golfer, Island Events, Hilton Head Island Golf, Hilton Head/Bluffton Sun and the Island Packet

newspaper.

Digital marketing will include dedicated eblasts to North Carolina, South Carolina and Georgia golf organization members, website retargeting, Facebook ads, Google ad words and SEO for www.longcovedri.com.

Will continue our marketing partnership with the Arts Center of Coastal Carolina for dedicated eblasts, front page website promotion, outdoor building signage and a full page ad and editorial article in OnCenter magazine.

And in 2025 we will expand our very successful partnership with our local airports - SAV and HHH - for digital signage in the concourse, gates and baggage claim.

3. What impact would partial funding have on the activities, if full funding were not received? What would the organization change to account for partial funding? *(100 words or less)*

If our ATAX grant request is reduced, we would need to eliminate all print advertising and focus exclusively on digital marketing. This would include our Georgia and Carolinas Golf magazine ads, local lifestyle magazines and the local newspaper.

The golf focused print ads attract out of area tourists who may not have seen a premier level, tv broadcast tournament in person. And the local lifestyle magazines and local newspapers attract tourists who may be in town, but didn't know about the Darius Rucker Intercollegiate as an event they can enjoy while they are on the island.

4. What is expected economic impact and benefit to the Island's tourism? *(100 words or less)*

The economic impact to Hilton Head Island is expected to be over \$300,000 during the tournament. Some of the largest examples follow:

1) \$48,000 in rental fees are paid to local companies for the use of housing for our competing teams.

2) \$20,000 (before tax) is spent by spectators at our Official Hotel - Sonesta Resort.

3) \$70,000 (before tax) is spent at Omni Resort by Golf Channel for their production personnel (Per diem is additional).

This does not include the vast majority of spectators (60% of them per the USCB Visitor Survey) who book other rental options during their stay.

5. In order to comply with the State's Tourism Expenditure Review Committee annual reporting requirements, **please classify your current grant request into the following authorized categories:**

1 - Destination Advertising/Promotion <i>Advertising and promotion of tourism so as to develop and increase tourist attendance through the generation of publicity.</i>	76 %
2 - Tourism-Related Events <i>Promotion of the arts and cultural events.</i>	0 %
3 - Tourism-Related Facilities <i>Construction, maintenance and operation of facilities for civic and cultural activities including construction and maintenance of access and other nearby roads and utilities for the facilities.</i>	0 %
4 - Tourism-Related Public Services <i>The criminal justice system, law enforcement, fire protection, solid waste collection and health facilities when required to serve tourists and tourist facilities. This is based on the estimated percentage of costs directly attributed to tourist. Also includes public facilities such as restrooms, dressing rooms, parks and parking lots.</i>	0 %
5 - Tourist Public Transportation <i>Tourist shuttle transportation.</i>	24 %
6 - Waterfront Erosion/Control/Repair <i>Control and repair of waterfront erosion.</i>	0 %
7 - Operation of Visitor Information Centers <i>Operating visitor information centers.</i>	0 %
Total:	100 %

6. If not covered elsewhere in the application, please describe (a) how the organization will collaborate with other organizations to enhance tourism efforts, and (b) provide a venue or service not otherwise available to visitors to the Town of Hilton Head Island. (250 words or less)

Long Cove Club collaborates with many local organizations and businesses.

The Hilton Head Island/Bluffton Chamber of Commerce provides support via their social media accounts, eblasts and calendars. If they receive a supplemental ATAX grant in 2025, their contribution to our marketing efforts will be increased.

The Sonesta Resort continues to be the Official Hotel of the tournament. There is a direct link to the Sonesta's DRI reservations page on our website and most digital marketing and their logo is on all of our print advertising. They provide us with a discounted tournament rate to encourage tourists to come to the island during the tournament.

The private Darius Rucker concert takes place at the Arts Center of Coastal Carolina. We pay the Arts Center their full rental rate and staff wages to book the venue. In addition, we hire SERG/Signature Events to cater the pre-concert reception at the Arts Center. This is an additional \$37,000 positive economic impact to the community. We are also buying \$4,000 in advertising from the Arts Center since their clientele is very similar to those that attend the Darius Rucker Intercollegiate.

The tournament advertises with numerous local publications and employs a local digital marketing company to execute our SEO marketing plan.

Now that the tournament is broadcast live on Golf Channel, the Darius Rucker Intercollegiate is the second nationally televised event originating from Hilton Head Island. The national and international advertising for Hilton Head Island and the Lowcountry has been priceless.

7. Additional comments. (250 words or less)

In 2022, Golf Channel began televising the Darius Rucker Intercollegiate. The \$30,000 ATAX grant we received for 2022 helped us keep spectators at the same level as the year before despite the move from the weekend to the beginning of the week as required by college golf coverage schedules.

In 2023, we received \$48,000 to market the tournament and that generous increase allowed us to generate 62% more spectators and specifically 79% more tourists from over 50 miles away.

In 2024, we asked for a moderate increase of \$2,000, but were able to still increase our spectators by 37% and our tourists by 56%.

For 2025, we ask for an ATAX grant equal to 2024 at \$50,000 so that we can maintain last year's numbers and work towards growing our tourist base even higher. We are also asking for an increased amount for spectator experience enhancement so that we can rent parking and an additional trolley. Because our spectators have grown to well over 1,000 people per day, we have had to again rethink our parking and the extra grant will help with reimbursement for trolley and parking lot rental at Central Church.

As those who watched any of the tournament would know, Golf Channel highlighted Hilton Head Island in a similar fashion as CBS does during the RBC Heritage, which is invaluable advertising for the town on a national and international level. This event is a major platform for tourism to the island because of the live Golf Channel coverage.

C. FUNDING:

1. Please describe how the organization is currently funded. (100 words or less)

In 2024, the tournament was funded by a combination of sponsorships by local and state businesses, a donation from the South Carolina Department of Parks, Recreation & Tourism, tournament entry fees paid by the competing universities and concert ticket sales to some Long Cove Club members. The Long Cove Club Owner's Association provides no financial support to the tournament. Golf Channel secures their own sponsors

to underwrite the television production and broadcast. And Long Cove Club and the Darius Rucker Intercollegiate receive no compensation from Golf Channel to televise the broadcast.

2. Please also estimate, as a percentage, the source of the organization's total annual funding.

<u>7.5%</u> Government Sources	Private Contributions, Donations and Grants
53.4% Corporate Support, Sponsors	<u>22.6%</u> Membership, Dues, Subscriptions
3% Ticket Sales, or Sales and Services	<u>13.5%</u> Other

3. Has the organization requested other ATAX or any other funding from other public sources or organizations?

Yes No

If so, please list top 3 sources and amounts.

D. FINANCIAL INFORMATION:

Fiscal Year Disclosure: Start Month: **January** End Month: **December**

Financial Statement Requirements:

1. The upcoming fiscal year's operating budget for the organization.

Budget Provided: **Yes**

2. The previous two fiscal years and current year-to-date profit and loss reports for the organization.

Current fiscal year Profit Loss Report Provided: **Yes**

Previous fiscal year Profit Loss Reports Provided:

2022- Previous FY 1

2023- Previous FY 1

3. The previous two fiscal years and current year-to-date balance sheets.

Current fiscal year Balance Sheet Provided: **Yes**

Previous fiscal year Balance Sheets Provided:

2018-2024 - Previous FY 1

4. The previous two years and current year **IRS Form 990 or 990T**.

Current year IRS Form 990 or 990T Provided: **Yes**

Previous IRS Form 990 or 990T Years Provided:

2021 - Previous FY 1

2022 - Previous FY 2

E. FINANCIAL GUARANTEES AND PROCEDURES:

1. Provide a copy of the **official minutes** wherein the organization approves the submission of this application.

An official set of minutes have been attached to this application.

2. Indicate whether your organization follows Town procurement guidelines or has its own procurement guidelines which are utilized and followed in the expenditure of ATAX grant funds.

Follow Town procurement guidelines

Utilize and follow organization's own procurement guidelines

Our organization does not have or follow procurement guidelines

F. MEASURING EFFECTIVENESS:

If you received 2023 or 2024 HHI ATAX funds

1. List any ATAX award amounts received in 2023 and/or 2024.

2022	\$30,000.00	2022 Darius Rucker Intercollegiate
2023	\$51,442.00	2023 Darius Rucker Intercollegiate
2024	\$59,240.00	2024 Darius Rucker Intercollegiate

2. How were the ATAX funds used? To what extent were the objectives achieved? The ATAX Effectiveness Measurement spreadsheet available in the application portal will show the numerics. Use the space below for verbal comments. (200 words or less)

As our Measuring Effectiveness Worksheet shows, the focus of our marketing plan was three-fold:

1) To attract tourists who were already visiting the island and enhance their experience by attending the tournament.

2) To encourage tourists to extend their stays and spend more time and money on the island.

3) To encourage out of area golf enthusiasts to make the trip to Hilton Head to view a top tier collegiate golf tournament (one with a celebrity host and a national television broadcast).

Our goal in 2024 was to meet our 2023 spectator benchmarks and exceed those numbers where possible. With only a \$2,000 increased marketing spend, we increased our total spectators by 37% and our tourists by 56%.

3. What impact did this have on the success of the organization/event and how did it benefit the community? (200 words or less)

The benefit to the community is multi faceted.

One, the national exposure provided by three days of live coverage on Golf Channel is immeasurable.

Two, the direct economic impact from simply hosting the event on the island alone is estimated at well over \$300,000 for the four day event (before tax). This does not include the economic impact of spectators who stay in hotels or rentals other than our Official Hotel. Their room nights, meals and other discretionary spending is over and above this estimate.

Three, this is a prestigious women's collegiate tournament with a celebrity host in a highly regarded part of the country. The top teams in women's collegiate golf want the opportunity to be a part of this tournament. The Darius Rucker Intercollegiate is synonymous with Hilton Head Island, and as the tournament's popularity rises, so does national awareness of our beautiful island.

Because of the Golf Channel's involvement, the Darius Rucker Intercollegiate provides a national and international showcase that creates a special opportunity to attract tourists, visitors and even full-time residents to Hilton Head Island. Every year, there are many prospective buyers who report that they watched the tournament and wanted to visit because of it.

4. How does the organization measure the effectiveness of both the overall activity and of individual programs? (200 words or less)

We measure the success of the tournament in several different ways:

How many spectators attended the tournament?

In 2024, we broke all records and 3,826 spectators attended the event. That's a 37% increase over last year! And of those 3,826 spectators, 64% of them were tourists from more than 50 miles away.

How did those spectators rate their experience at the tournament?

The USCB Research Survey reported that 83% of respondents said they were likely or extremely likely to return to the tournament next year and 93% of respondents answered that they would be likely or extremely likely to recommend the tournament to friends.

37% of survey respondents said the Darius Rucker Intercollegiate was influential in their decision to plan a trip to Hilton Head Island with 25% of those saying it was extremely influential. 80% of respondents answered that they were extremely or very likely to return to HHI when the DRI is not occurring!

Long Cove Club and Golf Channel have a signed contract to televise the Darius Rucker Intercollegiate at least through 2026. This is proof that this tournament will continue to be an important driver of advertising and marketing for Hilton Head Island for years to come.

G. EXECUTIVE SUMMARY

Provide an executive summary using the "ATAX Effectiveness Measurement" form provided via the link on the left, or by utilizing the text area provided below to report uses of the organization's prior ATAX grant, if applicable. If creating your own format, please refer to the "ATAX Effectiveness Measurement" form and use the criteria as a guideline in developing your executive summary below. (1300 words or less)

An ATAX Effectiveness Measurement form has been attached to this application.

An ATAX Effectiveness Measurement Worksheet is attached to this application.

Long Cove Club and the Darius Rucker Intercollegiate Executive Committee thank the Accommodations Tax Advisory Committee for their consideration.

Signature: Christy Cohen

Title/Position: Managing Director, Darius Rucker Intercollegiate

Mailing Address: 399 Long Cove Drive, Hilton Head Island, SC 29928

Email Address: ccohen@longcoveclub.com

Office Phone Number: 843-686-1076

Home Phone Number: 818-468-8947

2024 Darius Rucker Intercollegiate

Objective:

To increase the number of spectators that attend the DRI and drive tourism to Hilton Head Island.

Results:

3,826 spectators attended the tournament, including 2,436 tourists from over 50 miles away, 493 visitors from within 50 miles and 897 island residents (excluding any Long Cove Club members and their guests).

In 2024 there were 56% more tourists who came to the tournament from over 50 miles away than in 2023.

21 hours of Golf Channel live television and re-air coverage reached 752,000 unique viewers. There were 9.9 million social media impressions and 3.2 million video views across Golf Channel & NBC Sports web platforms around the world.

CATEGORY	COMPANY	ACTUAL SPENT	DISTRIBUTION/REACH
----------	---------	--------------	--------------------

Digital Marketing to Increase Attendance			
E-Newsletter Ad	Carolinas Golf Association - EXPRESS ePublication - Two Page Spread - December 2023 Issue	\$2,000	2,254 page views with 1,1001 unique views and 22 total clicks.
Dedicated Eblast	Carolinas Golf Association - Eblast advertisement sent on January 9th	\$4,000	Distributed to 178,817 email addresses. Opened by 92,649 with a 53% open rate. 1,316 unique click thrus.
E-Newsletter Ad	Georgia Golf Association - Golf Georgia PLUS ePublication - Two Page Spread - December	\$1,500	69,234 delivered, 40,044 opened for a 58% open rate. 4,117 total clicks with 3,592 unique clicks.
Digital Marketing	Island Packet - Homepage Takeover March 1-4, 2024	\$1,600	90,019 total impressions. 184 clicks to www.longcoveclub.com 0.2% Click Thru Rate
Digital Marketing	Island Packet Website Display Ads	\$900	90,000 Ad Displays with 80 clicks for a 0.08% Click Thru Rate. Monday, 3/4 had the highest number of clicks and highest CTR.
Website SEO	Coastal Marketing Strategies SEO Campaign for www.LongCoveDRI.com, Google Ad Words, Facebook Marketing and Digital Retargeting Ads	\$3,250	Total Facebook reach 2/19 - 3/11 was 69,888 users. 448 unique press pickups/articles. 12 podcast features and 35 calendar listings. Retargeting campaign - 13,170 impressions with a 3.9% click-thru rate. Added 188 referring domains to Google Backlinks. 40,059 unique users visited the DRI webpage with 219,889 pageviews.
Total		\$13,250	

Out-of-Area Print Marketing & Advertising to Increase Attendance			
Magazine Advertising	Georgia Golf Association - January/February 2024 Edition - Full Page Ad	\$5,500	Distribution of 76,361 magazines.

ATAX EFFECTIVENESS MEASUREMENT

CATEGORY	COMPANY	ACTUAL SPENT	DISTRIBUTION/REACH
Magazine Advertising	Carolinas PGA Magazine Winter Edition - Full Page Ad	\$2,900	Distribution of 49,142 magazines.
Magazine Advertising	Palmetto Golfer Fall 2023 Issue. Full page ads in both print and digital editions.	\$1,750	Distributed to 47,427 households.
Total		\$10,150	

Local Print Marketing & Advertising to Increase Attendance			
Magazine Advertising	Local Life Magazine - Full Page Ad in February 2024	\$2,052	Distribution of 35,000 copies.
Magazine Advertising	CH2/CB2 Magazine - Full Page Ad in February 2024	\$1,670	Distribution of 34,000 printed magazines and 20,000 digital magazines.
Magazine Advertising	Island Events - Two Page Spread in January/February issue	\$2,198	Free publication available at more than 350 locations and online.
Magazine Advertising	Lowcountry Guide to Golf	\$3,550	Editorial Feature, Cover Mention, Full Page Ad - Fall/Winter Edition
Newspaper Advertising	Hilton Head Sun - Full Page Ad on Sunday, February 7, 2024	\$592	Distribution to 12,000 homes.
Newspaper Advertising	Hilton Head Sun - Full Page Ad on Sunday, February 21, 2024	\$789	Distribution to 12,000 homes.
Newspaper Advertising	Bluffton Sun - Full Page Ad on Tuesday, February 6, 2024	\$789	Distribution to 12,000 homes.
Newspaper Advertising	Island Packet - Various Ads in advance of the tournament.	\$3,000	7 total ads: 3 Half Page Ads, 3 Full Page Ads. Total distribution is 10,000 subscribers.
Newspaper Advertising	Island Packet/Beaufort Gazette - Ad Notes (Front of Newspaper Sticker) on 3/3 and 3/6	\$609.24	Total distribution = 11,000 Sunday 3/3 - 6,200 stickers on front page Wednesday 3/6 -4,800 stickers on front page
Total		\$15,248.99	

Airport Advertising			
Savannah/Hilton Head International Airport (SAV)	Digital/Video carousel monitors at Baggage Claim 1 & 2 in February 2024	\$1,125	260,000 passengers through airport in February.
Hilton Head Airport (HHH)	Digital Billboards & Two Boulevard Banners	\$1,430.65	Approximately 9,100 passengers in the terminal during the month of February. Cost includes banner printing.
Total		\$2,555.65	

ATAX EFFECTIVENESS MEASUREMENT

CATEGORY	COMPANY	ACTUAL SPENT	DISTRIBUTION/REACH
Arts Center of Coastal Carolina Advertising Package			
OnCenter Magazine	Full Page Ad and Editorial (article about the tournament)	\$1,500	Distribution during two winter shows including <i>Holiday Inn</i> and <i>August Wilson's Fences</i> estimating a distribution of 11,000 magazines.
Digital Marketing	Delivered two eblasts leading up to the tournament to the Arts Center mailing list. Website homepage banner that re-directed back to the DRI website.	\$1,700	Eblast delivered to 5,914 total recipients on February 27th. 58.2% open rate with a 1.9% click thru. Website home page banner re-directed back to www.LongCoveDRI.com and received 44,000 hits.
Signage	Marquee located on Hwy 278. Outdoor building sign.	\$800	Marquee on 278 for 7 days leading up to tournament. Outdoor poster near Box Office for February 2024 Production.
Total		\$4,000	

Advertising Design Services			
Design Services	Lindsay Finger Graphics Design Service	\$750	Design of all print advertisements.
Total		\$750	

Advertising Materials/Photography			
Sponsor Posters	Accurate Lithography	\$128.40	On-site signage for spectators.
Team Scroll	Island Printer	\$57.78	On-site signage for spectators.
Clubhouse Signs	Island Printer	\$205.44	On-site signage for spectators.
Golf Course Signs	Accurate Lithography	\$69.01	On-site signage for spectators.
Photography	Willie J. Rice Photography	\$1,000	Photographs to use in advertising.
Parking Signs	Just Yard Signs.com	\$348.83	On-site signage for spectators.
Parking Signs	Just Yard Signs.com	\$143.78	On-site signage for spectators.
Parking Signs	Just Yard Signs.com	\$119.28	On-site signage for spectators.
Parking Signs	Just Yard Signs.com	\$1,076.40	On-site signage for spectators.
Parking Signs	My Parking Sign.com	\$189.50	On-site signage for spectators.
Parking Signs	My Parking Sign.com	\$344.47	On-site signage for spectators.

ATAX EFFECTIVENESS MEASUREMENT

CATEGORY	COMPANY	ACTUAL SPENT	DISTRIBUTION/REACH
Spectator Signs	Golf-Signs.com	\$389.87	On-site signage for spectators.
Photo Props	Etsy	\$80.25	Spectator photo props.
Total		\$4,153.01	

Hilton Head Island - Bluffton Chamber of Commerce Promotion			
Digital Marketing	DRI representation on Chamber run digital assets and social media.		Connect Calendar event listing, Social Media posts, Chamber Monday Briefing eblast, Lowcountry Lowdown eblast.
Total		\$0.00	

Total Actual Spent	\$50,107.65	
Total ATAX Grant Received for 2024	\$50,000.00	
Remaining 2024 Grant Funds	(\$107.65)	

2024 FESTIVAL REPORT



Darius Rucker Intercollegiate



CENTER FOR LOWCOUNTRY
HOSPITALITY EDUCATION

EXECUTIVE SUMMARY

At the request of festival organizers, the University of South Carolina Beaufort (USCB) conducted an on-site survey at the 2024 Darius Rucker Intercollegiate on March 4 & 6, 2024. The purpose of the survey was to gain insight into tournament attendees and identify how these attendees contribute to the Island's economy and local tourism.

Research staff collected data from festival goers via requesting attendees to answer question about the Darius Rucker Intercollegiate. The 17-question survey was administered digitally, via iPads, which were provided to attendees to answer the survey, as well as distributed via QR Cods printed in various printed media for attendees to take the survey on their own. At the conclusion of the survey, participants were offered a Darius Rucker Intercollegiate magnetic pin.

Overall, most attendees enjoyed this event, with the majority (56.46%) saying that they were extremally likely to attend next year's event, with an additional 26.80% responding that they would be "Very Likely" to attend next years event. This attitude is further supported by the comments, of which many praised the DRI's "Great atmosphere, great people, good spectating vantage points even on the final day."

- Word of Mouth (mainly friends and family) was the number one method of first learning about the DRI, with over a quarter (27.90%) of all respondents. The next highest methods were the Golf Channel (11.59%) and the Island Packet (11.16%)
- Attendees were majority visitors, with 56.3% of attendees surveyed living beyond 50 miles of the Hilton Head Island, with most of them living in other US States/Locations. New York state was the highest, at 22 participants surveyed.
- The plurality (47.84%) of respondents planned on staying on Hilton Head Island for 6+ Days.
- Anecdotally, attendees were roughly a 50-50 split of males to females, with slightly more males responding to the survey.
- Parking was the biggest negative for most, with a 4.22 out of 5 rating. In addition, 17 people believed that the parking was Poor or Very Poor.
- Across the two days, more people took the survey on Wednesday, even though anecdotally there were less attendees on that day. This could be due to the forecast of rain for that day.
- 25 respondents came from outside the Untied States, 24 originating in Canada, and one from Taiwan.

In the attached report, data for each survey item is graphically represented for ease of comparison, as well as numerically.

140

Monday Total

309

Total Responses

169

Wednesday Total



189

iPad Kiosk

100

Normal QR Code

7

Pairing Sheets

9

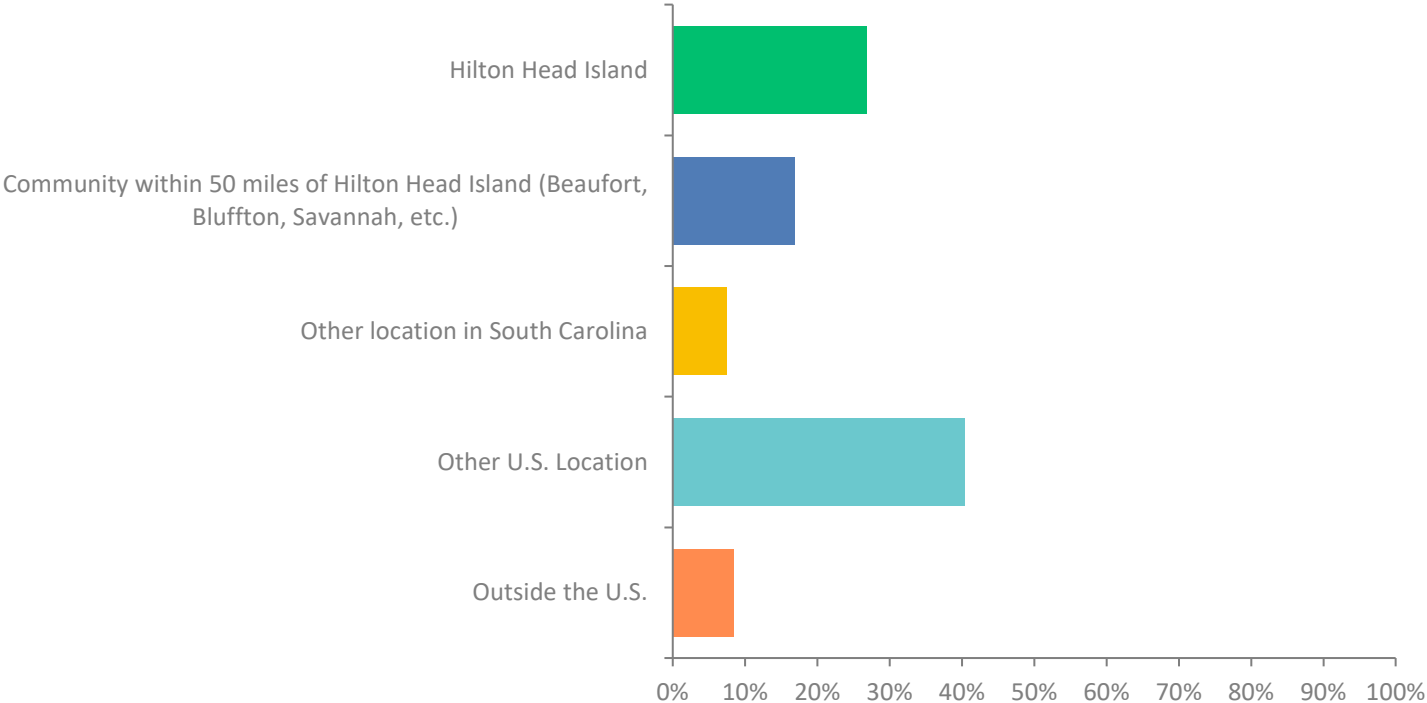
Player Cards

4

Trolleys

Q1: Where is your primary residence?

Answered: 309 Skipped: 0



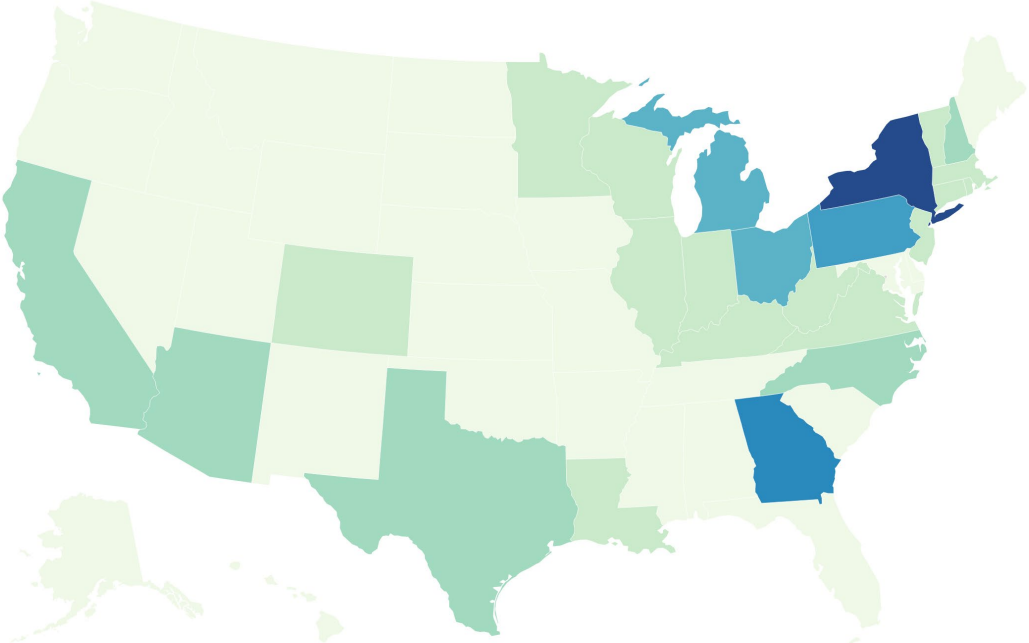
Q1: Where is your primary residence?

Answered: 309 Skipped: 0

ANSWER CHOICES	RESPONSES	
Hilton Head Island	26.86%	83
Community within 50 miles of Hilton Head Island (Beaufort, Bluffton, Savannah, etc.)	16.83%	52
Other location in South Carolina	7.44%	23
Other U.S. Location	40.45%	125
Outside the U.S.	8.41%	26
TOTAL		309

Q3: Please tell us what U.S. State or territory are you visiting from.

Answered: 123 Skipped: 186



Q3: Please tell us what U.S. State or territory are you visiting from.

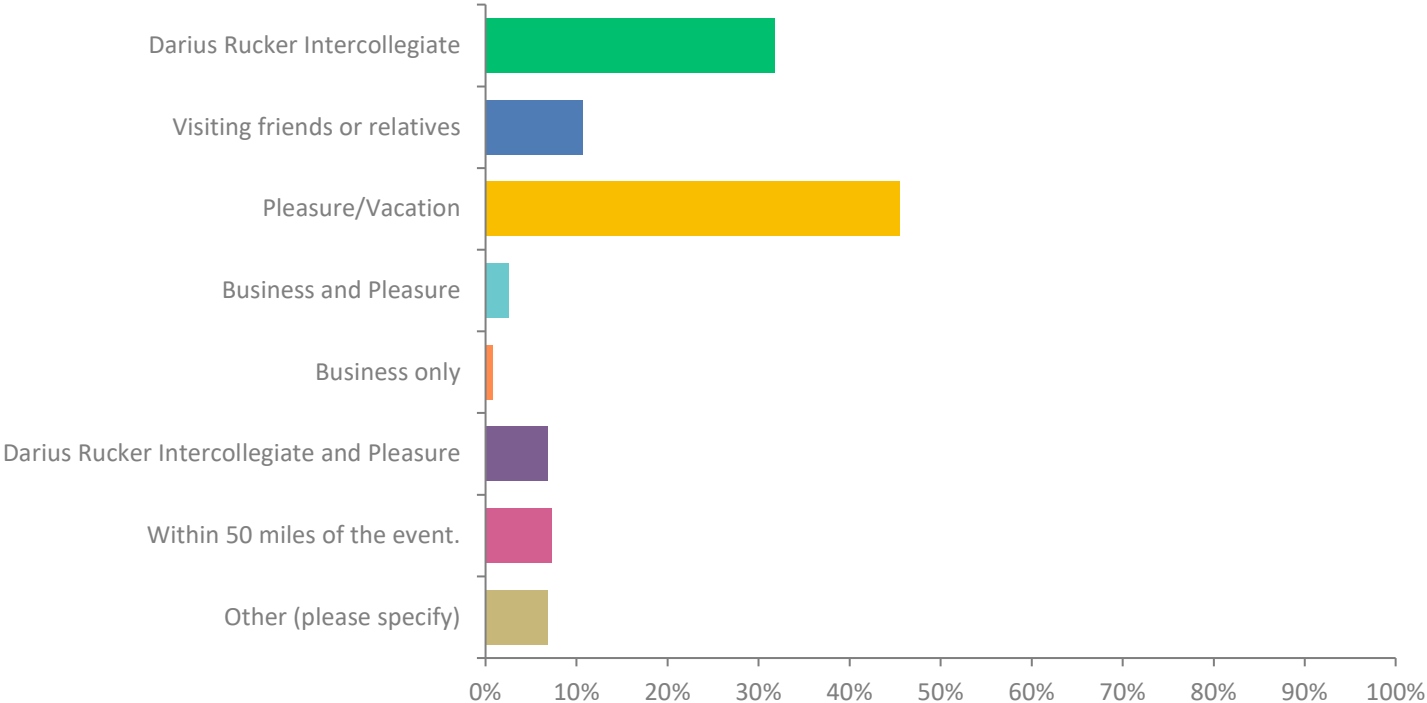
Answered: 123 Skipped: 186

ANSWER CHOICES	RESPONSES	
New York	17.89%	22
Georgia	10.57%	13
Pennsylvania	8.13%	10
Michigan	7.32%	9
Ohio	6.50%	8
Arizona	4.07%	5
New Hampshire	4.07%	5
North Carolina	4.07%	5
Texas	4.07%	5
California	3.25%	4
Indiana	2.44%	3
Minnesota	2.44%	3
Vermont	2.44%	3
Virginia	2.44%	3
Wisconsin	2.44%	3
Colorado	1.63%	2
Connecticut	1.63%	2
Illinois	1.63%	2
Kentucky	1.63%	2
Louisiana	1.63%	2

ANSWER CHOICES	RESPONSES	
Massachusetts	1.63%	2
New Jersey	1.63%	2
Rhode Island	1.63%	2
West Virginia	1.63%	2
Delaware	0.81%	1
Florida	0.81%	1
Missouri	0.81%	1
Washington	0.81%	1
TOTAL		123

Q5: What was the primary reason for your visit to Hilton Head Island? (Select all that apply)

Answered: 233 Skipped: 76



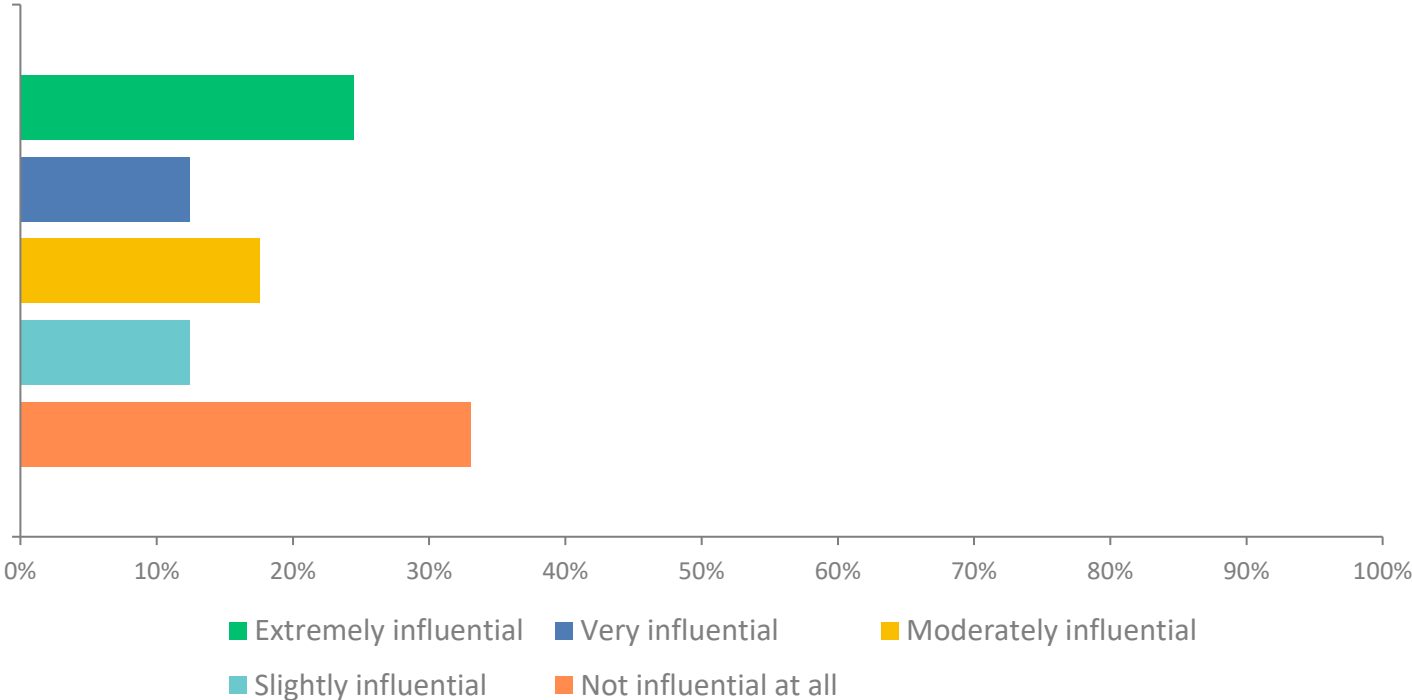
Q5: What was the primary reason for your visit to Hilton Head Island? (Select all that apply)

Answered: 233 Skipped: 76

ANSWER CHOICES	RESPONSES	
Darius Rucker Intercollegiate	31.76%	74
Visiting friends or relatives	10.73%	25
Pleasure/Vacation	45.49%	106
Business and Pleasure	2.58%	6
Business only	0.86%	2
Darius Rucker Intercollegiate and Pleasure	6.87%	16
Within 50 miles of the event.	7.30%	17
Other (please specify)	6.87%	16
TOTAL		262

Q6: How influential was the 2024 Darius Rucker Intercollegiate when planning your trip to Hilton Head?

Answered: 233 Skipped: 76



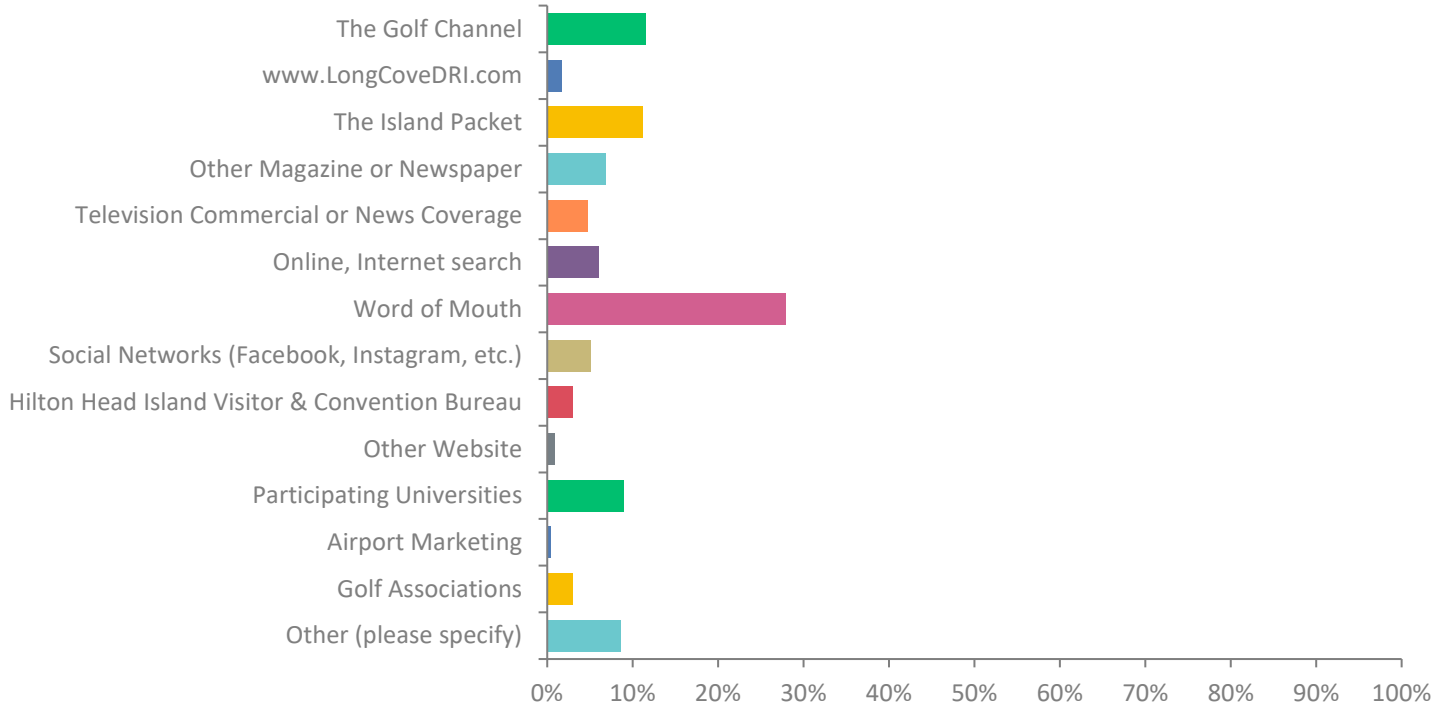
Q6: How influential was the 2024 Darius Rucker Intercollegiate when planning your trip to Hilton Head?

Answered: 233 Skipped: 76

EXTREMELY INFLUENTIAL	VERY INFLUENTIAL	MODERATELY INFLUENTIAL	SLIGHTLY INFLUENTIAL	NOT INFLUENTIAL AT ALL	TOTAL	WEIGHTED AVERAGE
24.46%	12.45%	17.60%	12.45%	33.05%	233	2.83
57	29	41	29	77		

Q7: How did you learn about the Darius Rucker Intercollegiate?

Answered: 233 Skipped: 76



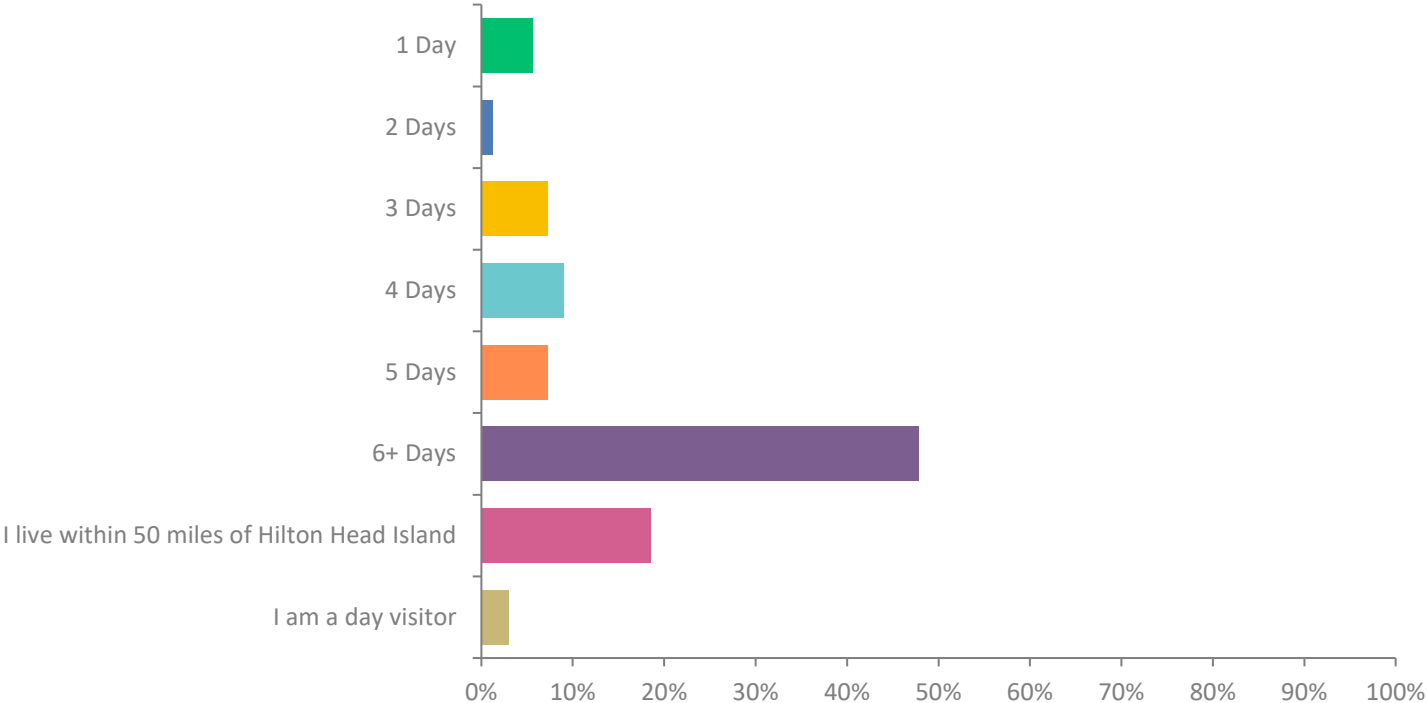
Q7: How did you learn about the Darius Rucker Intercollegiate?

Answered: 233 Skipped: 76

ANSWER CHOICES	RESPONSES	
The Golf Channel	11.59%	27
www.LongCoveDRI.com	1.72%	4
The Island Packet	11.16%	26
Other Magazine or Newspaper	6.87%	16
Television Commercial or News Coverage	4.72%	11
Online, Internet search	6.01%	14
Word of Mouth	27.90%	65
Social Networks (Facebook, Instagram, etc.)	5.15%	12
Hilton Head Island Visitor & Convention Bureau	3.00%	7
Other Website	0.86%	2
Participating Universities	9.01%	21
Airport Marketing	0.43%	1
Golf Associations	3.00%	7
Other (please specify)	8.58%	20
TOTAL		233

Q8: How long do you intend on staying on Hilton Head Island?

Answered: 232 Skipped: 77



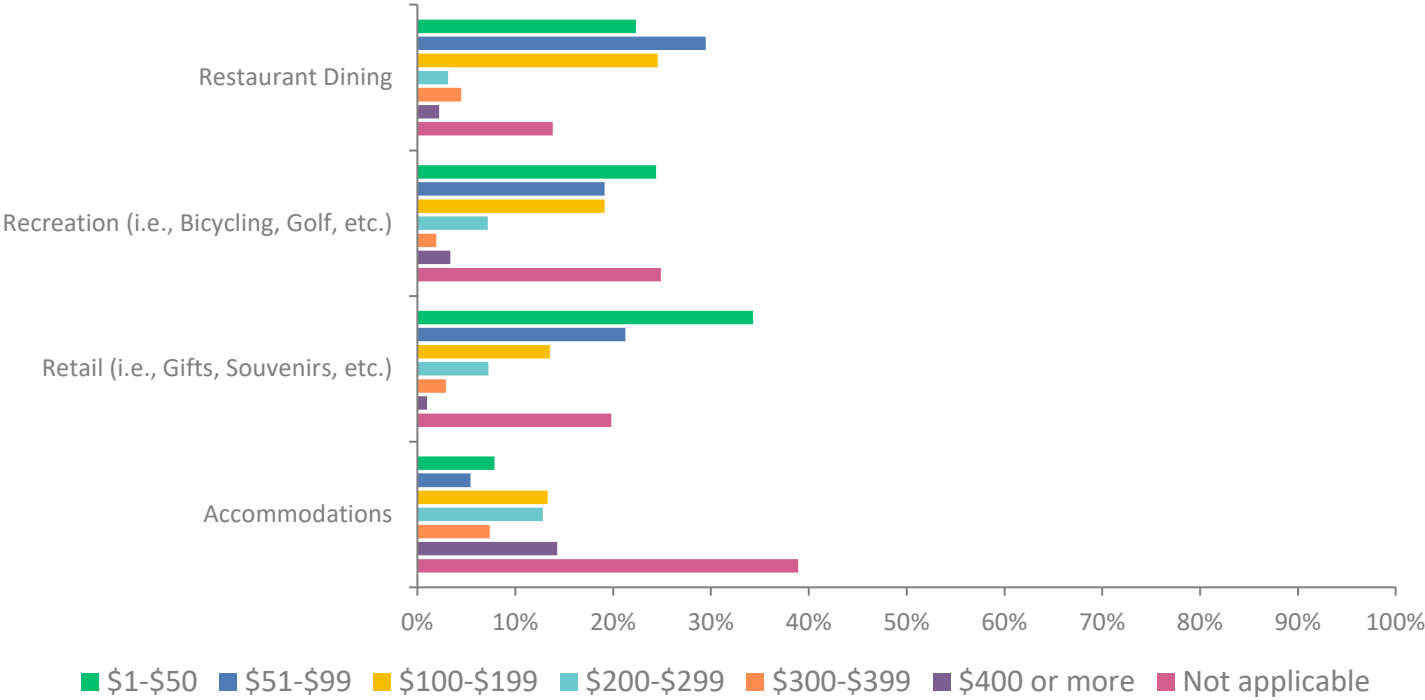
Q8: How long do you intend on staying on Hilton Head Island?

Answered: 232 Skipped: 77

ANSWER CHOICES	RESPONSES	
1 Day	5.60%	13
2 Days	1.29%	3
3 Days	7.33%	17
4 Days	9.05%	21
5 Days	7.33%	17
6+ Days	47.84%	111
I live within 50 miles of Hilton Head Island	18.53%	43
I am a day visitor	3.02%	7
TOTAL		232

Q9: On average, how much do you plan to spend EACH DAY while visiting Hilton Head Island?

Answered: 229 Skipped: 80



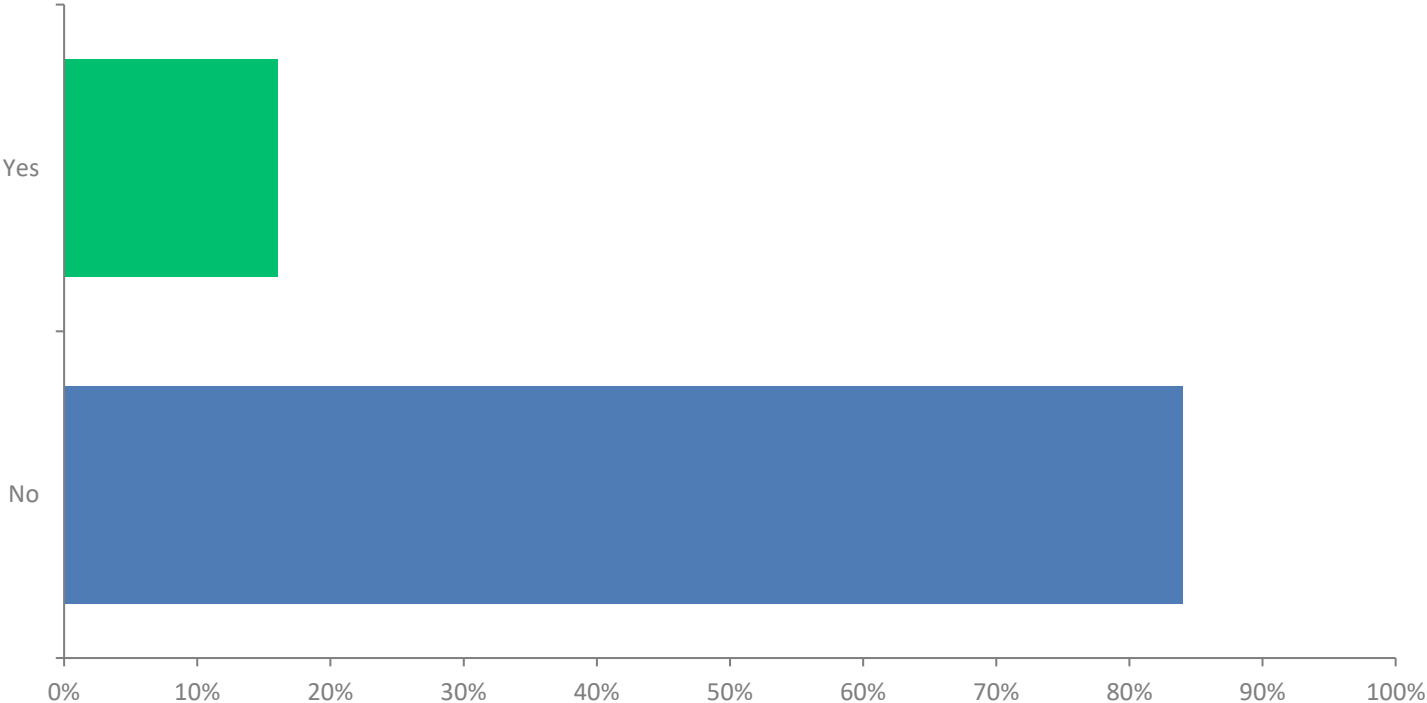
Q9: On average, how much do you plan to spend EACH DAY while visiting Hilton Head Island?

Answered: 229 Skipped: 80

	\$1-\$50	\$51-\$99	\$100-\$199	\$200-\$299	\$300-\$399	\$400 OR MORE	NOT APPLICABLE	TOTAL
Restaurant Dining	22.32% 50	29.46% 66	24.55% 55	3.12% 7	4.46% 10	2.23% 5	13.84% 31	224
Recreation (i.e., Bicycling, Golf, etc.)	24.40% 51	19.14% 40	19.14% 40	7.18% 15	1.91% 4	3.35% 7	24.88% 52	209
Retail (i.e., Gifts, Souvenirs, etc.)	34.30% 71	21.26% 44	13.53% 28	7.25% 15	2.90% 6	0.97% 2	19.81% 41	207
Accommodations	7.88% 16	5.42% 11	13.30% 27	12.81% 26	7.39% 15	14.29% 29	38.92% 79	203

Q10: Did you extend your visit in the Hilton Head Island area for this tournament?

Answered: 231 Skipped: 78



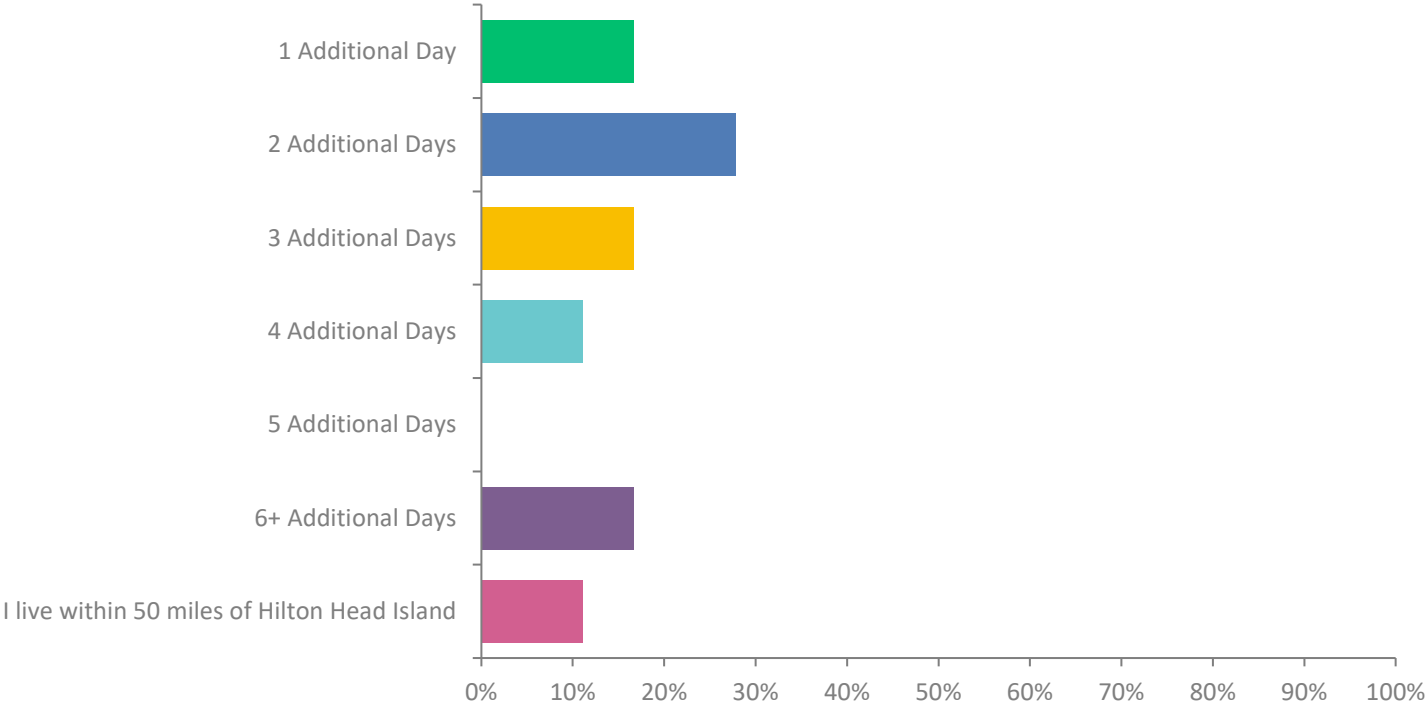
Q10: Did you extend your visit in the Hilton Head Island area for this tournament?

Answered: 231 Skipped: 78

ANSWER CHOICES	RESPONSES	
Yes	16.02%	37
No	83.98%	194
TOTAL		231

Q11: How many additional days are you staying because you wanted to attend this tournament?

Answered: 36 Skipped: 273



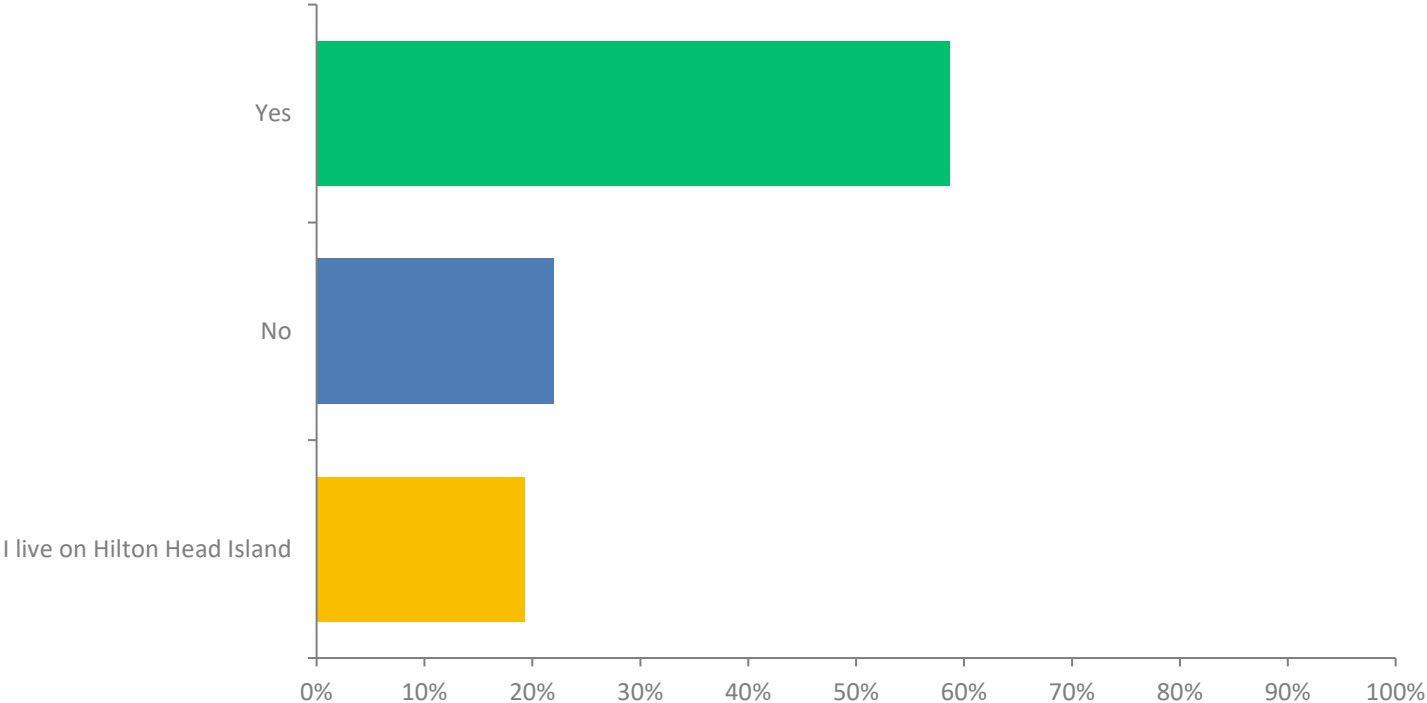
Q11: How many additional days are you staying because you wanted to attend this tournament?

Answered: 36 Skipped: 273

ANSWER CHOICES	RESPONSES	
1 Additional Day	16.67%	6
2 Additional Days	27.78%	10
3 Additional Days	16.67%	6
4 Additional Days	11.11%	4
5 Additional Days	0%	0
6+ Additional Days	16.67%	6
I live within 50 miles of Hilton Head Island	11.11%	4
TOTAL		36

Q12: Would you have visited the Hilton Head Island area AT THIS TIME had this tournament NOT been held?

Answered: 300 Skipped: 9



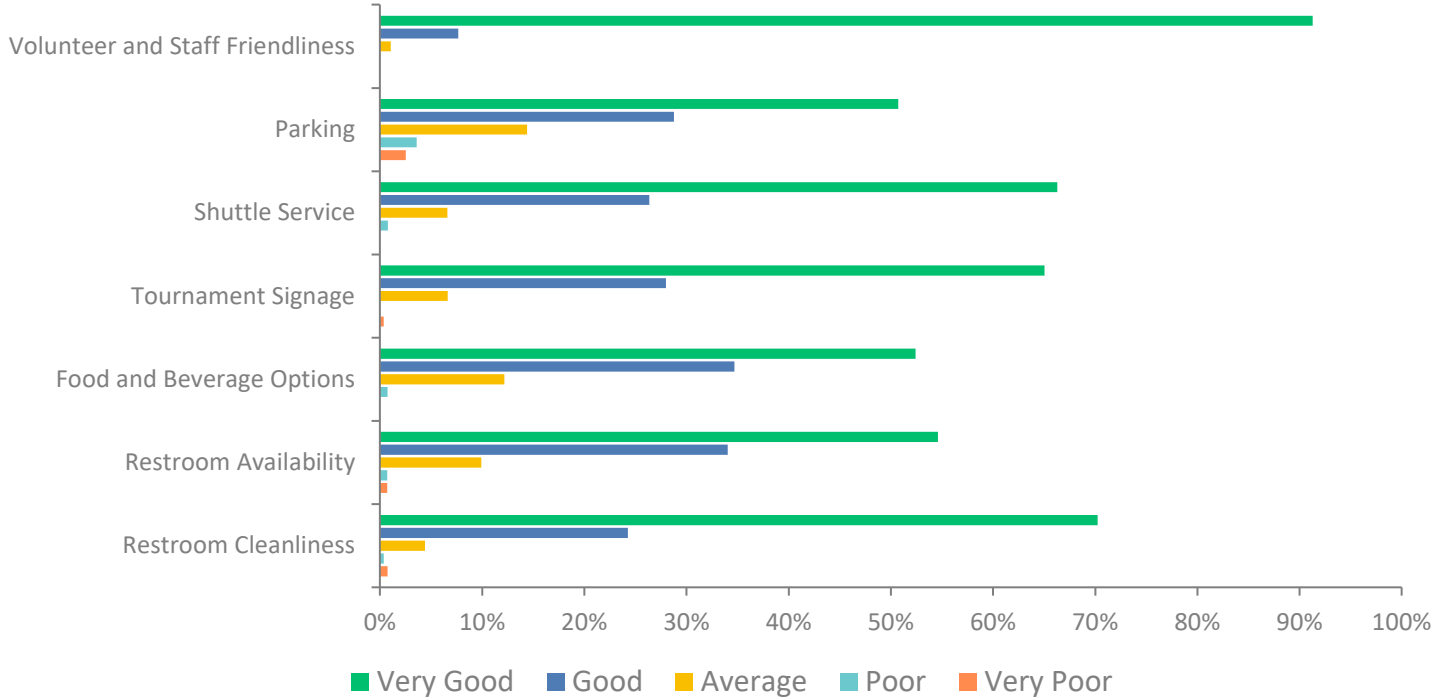
Q12: Would you have visited the Hilton Head Island area AT THIS TIME had this tournament NOT been held?

Answered: 300 Skipped: 9

ANSWER CHOICES	RESPONSES	
Yes	58.67%	176
No	22.00%	66
I live on Hilton Head Island	19.33%	58
TOTAL		300

Q13: How would you rate the following tournament characteristics?

Answered: 291 Skipped: 18



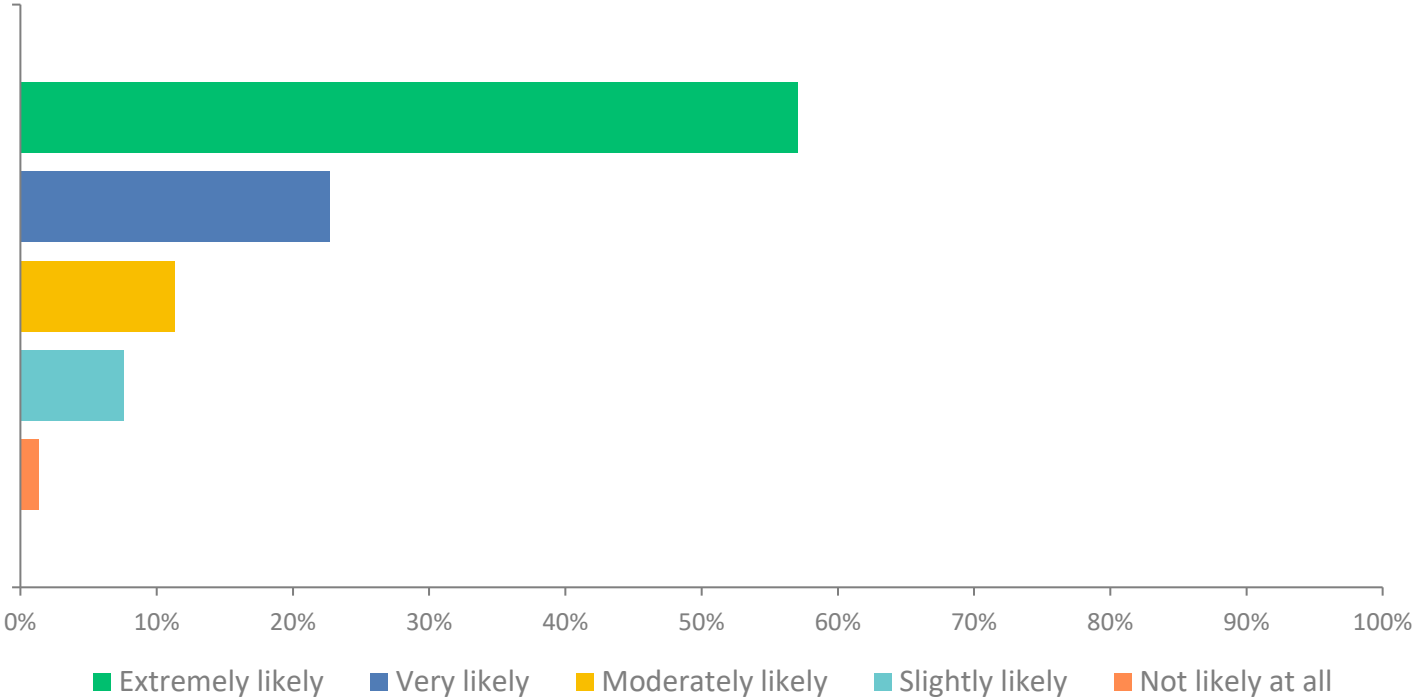
Q13: How would you rate the following tournament characteristics?

Answered: 291 Skipped: 18

	VERY GOOD	GOOD	AVERAGE	POOR	VERY POOR	TOTAL	WEIGHTED AVERAGE
Volunteer and Staff Friendliness	91.29% 262	7.67% 22	1.05% 3	0% 0	0% 0	287	4.90
Parking	50.72% 141	28.78% 80	14.39% 40	3.60% 10	2.52% 7	278	4.22
Shuttle Service	66.28% 171	26.36% 68	6.59% 17	0.78% 2	0% 0	258	4.58
Tournament Signage	65.03% 186	27.97% 80	6.64% 19	0% 0	0.35% 1	286	4.57
Food and Beverage Options	52.40% 142	34.69% 94	12.18% 33	0.74% 2	0% 0	271	4.39
Restroom Availability	54.61% 154	34.04% 96	9.93% 28	0.71% 2	0.71% 2	282	4.41
Restroom Cleanliness	70.22% 191	24.26% 66	4.41% 12	0.37% 1	0.74% 2	272	4.63

Q14: How likely are you to return to Hilton Head when the Darius Rucker Intercollegiate is NOT OCCURING?

Answered: 291 Skipped: 18



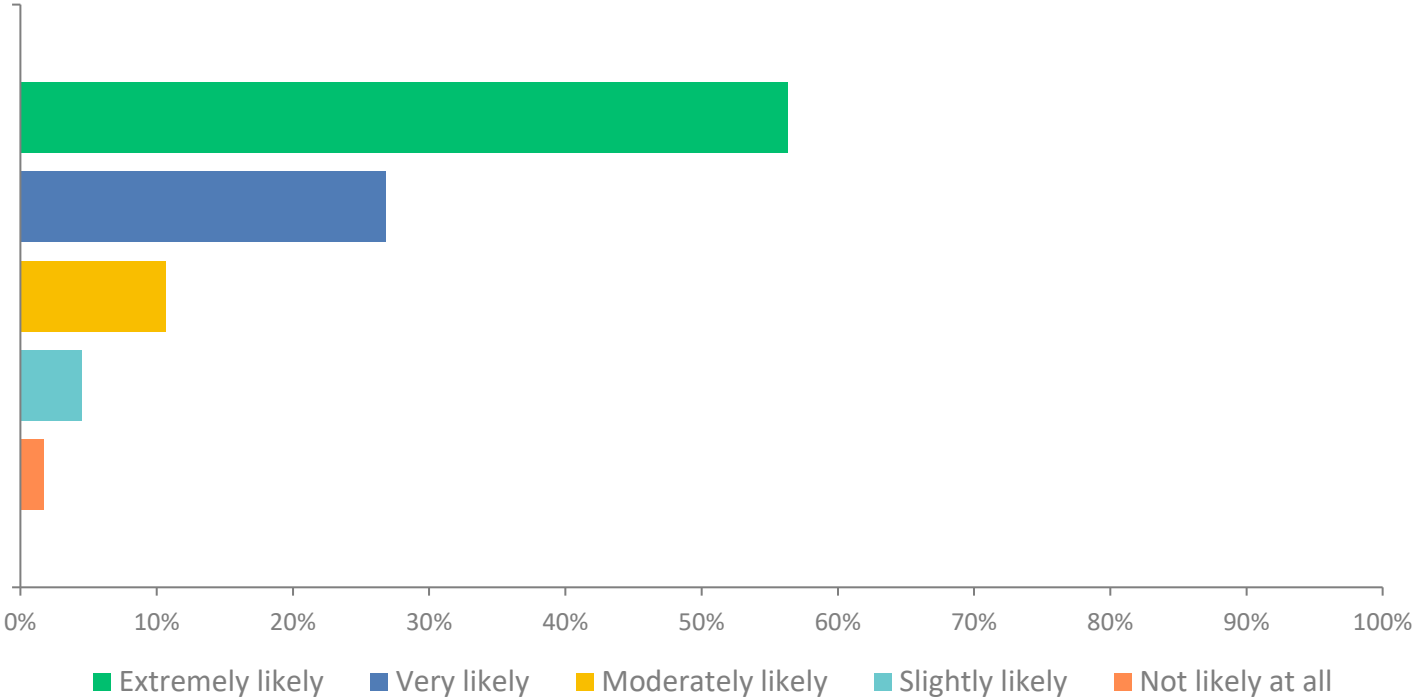
Q14: How likely are you to return to Hilton Head when the Darius Rucker Intercollegiate is NOT OCCURRING?

Answered: 291 Skipped: 18

EXTREMELY LIKELY	VERY LIKELY	MODERATELY LIKELY	SLIGHTLY LIKELY	NOT LIKELY AT ALL	TOTAL	WEIGHTED AVERAGE
57.04% 166	22.68% 66	11.34% 33	7.56% 22	1.37% 4	291	4.26

Q15: How likely are you to return to next year's tournament?

Answered: 291 Skipped: 18



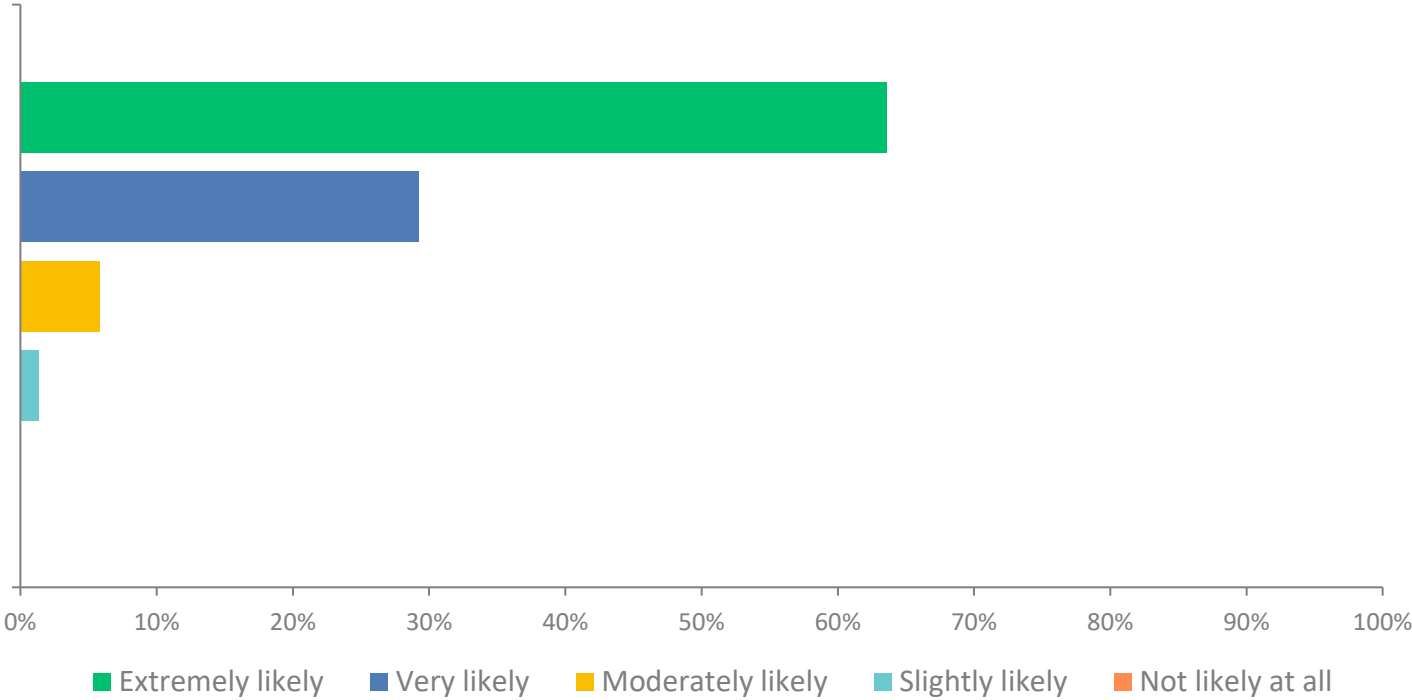
Q15: How likely are you to return to next year's tournament?

Answered: 291 Skipped: 18

EXTREMELY LIKELY	VERY LIKELY	MODERATELY LIKELY	SLIGHTLY LIKELY	NOT LIKELY AT ALL	TOTAL	WEIGHTED AVERAGE
56.36% 164	26.80% 78	10.65% 31	4.47% 13	1.72% 5	291	4.32

Q16: How likely are you to recommend the Darius Rucker Intercollegiate to others?

Answered: 291 Skipped: 18



Q16: How likely are you to recommend the Darius Rucker Intercollegiate to others?

Answered: 291 Skipped: 18

EXTREMELY LIKELY	VERY LIKELY	MODERATELY LIKELY	SLIGHTLY LIKELY	NOT LIKELY AT ALL	TOTAL	WEIGHTED AVERAGE
63.57% 185	29.21% 85	5.84% 17	1.37% 4	0% 0	291	4.55

Q17 Any final comments or suggestions?

Answered: 99 Skipped: 210

#	RESPONSES	DATE
1	Enjoyed the tournament and am sorry I did attend earlier tournaments. Great to see young golfers on a highly competitive setting.	3/7/2024 9:11 AM
2	Great course and tournament	3/6/2024 3:50 PM
3	N/A	3/6/2024 3:39 PM
4	Great job!	3/6/2024 3:37 PM
5	Nice tournament and well run	3/6/2024 3:37 PM
6	Great to the talent of these young ladies	3/6/2024 3:33 PM
7	Great job Long Cove!!	3/6/2024 3:32 PM
8	TY	3/6/2024 3:15 PM
9	Great tournament	3/6/2024 3:01 PM
10	Amazing tournament!	3/6/2024 3:01 PM
11	Great atmosphere, great people, good spectating vantage points even on the final day	3/6/2024 2:57 PM
12	Interesting and fun. Food was better than average	3/6/2024 2:56 PM
13	Great job by everyone	3/6/2024 2:55 PM
14	Second year and really love this tournament and everything about it. Very beautiful course, very organized event and plan to attend every year. Thank you for supporting women's golf	3/6/2024 2:53 PM
15	Thank you for supporting this Collegiate event.	3/6/2024 2:22 PM
16	Good job	3/6/2024 2:10 PM
17	Thank you for the friendly, southern hospitality	3/6/2024 2:10 PM
18	Poor parking	3/6/2024 2:04 PM
19	The tournament is a pleasant surprise for our visit.will be back	3/6/2024 2:03 PM
20	No	3/6/2024 1:57 PM
21	Excellent Event,!!!!!	3/6/2024 1:53 PM
22	Great event.	3/6/2024 1:52 PM
23	Great day!thanks	3/6/2024 1:39 PM
24	Enjoyed our day very much.	3/6/2024 1:38 PM
25	Loved the tournament and venue 😊	3/6/2024 1:27 PM
26	Parking was tough	3/6/2024 1:25 PM
27	Parking needs to improved	3/6/2024 1:25 PM
28	Great event	3/6/2024 1:24 PM
29	Great Time	3/6/2024 1:23 PM
30	Parking was a chore	3/6/2024 1:22 PM
31	Fun day	3/6/2024 1:21 PM

Darius Rucker Intercollegiate 2024 Survey

32	Fun afternoon,	3/6/2024 1:20 PM
33	I tell all my friends to watch it on tv	3/6/2024 1:12 PM
34	Darius is an excellent golfer himself!	3/6/2024 1:05 PM
35	Thx for having it on HHI	3/6/2024 12:57 PM
36	Love it...keep it going. We've been to almost all of them.	3/6/2024 12:51 PM
37	Excellent!	3/6/2024 12:45 PM
38	Wonderful staff delivered me back to clubhouse as my knee was tired and just 7 mos in knee replacement thank you	3/6/2024 12:45 PM
39	Very friendly hosts of a great tournament	3/6/2024 12:31 PM
40	Great tournament!	3/6/2024 12:23 PM
41	Fun days	3/6/2024 12:19 PM
42	NA	3/6/2024 12:17 PM
43	This is a great event and I love watching these talented girls play . Thank you Darius Rucker	3/6/2024 12:15 PM
44	Long Cove did a fantastic job with this Tournament! Thank you	3/6/2024 12:14 PM
45	No Everything is great	3/6/2024 12:12 PM
46	Lots of fun	3/6/2024 12:05 PM
47	Great tournament	3/6/2024 11:44 AM
48	This is a wonderful tournament and to be able to watch the top collegiate women golfers for free is amazing! The only complaint I have is that I was not crazy for the ticket option for food purchases. Liked it better last year when you just could go and purchase your choice of food and beverage.	3/6/2024 11:22 AM
49	Every volunteer was TERRIFIC. LOVED THE SHUTTLE DRIVER	3/6/2024 10:55 AM
50	Question about returning to HHI when the tournament is not playing is redundant if you live here and you can't skip the question	3/6/2024 8:51 AM
51	Very beautiful grounds with Plants and flowers bushes.	3/5/2024 7:59 PM
52	The event is terrific. Great for the area	3/4/2024 8:27 PM
53	Not enough parking inside Long Cove.The parking inside the tournament in Long Cove was very difficult. We had to circle out three times.	3/4/2024 3:48 PM
54	No	3/4/2024 3:33 PM
55	I liked credit card system for food better	3/4/2024 3:32 PM
56	Nope, all good	3/4/2024 3:24 PM
57	Well ran tournament. Great golf. Thank you for allowing us to watch. ❤️	3/4/2024 3:19 PM
58	Amazing experience. The fans and volunteers and course make it special.	3/4/2024 3:05 PM
59	Great tournament!	3/4/2024 3:05 PM
60	This is SO MUCH fun!	3/4/2024 3:02 PM
61	Very nice day and event	3/4/2024 2:48 PM
62	You've done a great job. I hope we get out of the parking area ok.	3/4/2024 2:40 PM
63	Keep snack prices lower.	3/4/2024 2:39 PM
64	Love it	3/4/2024 2:37 PM
65	Great venue. Very nice staff	3/4/2024 2:37 PM
66	Love it ❤️❤️❤️	3/4/2024 2:36 PM

Darius Rucker Intercollegiate 2024 Survey

67	None	3/4/2024 2:35 PM
68	Wonderful experience	3/4/2024 2:33 PM
69	I had a great experience.	3/4/2024 2:33 PM
70	Very well run	3/4/2024 2:30 PM
71	None	3/4/2024 2:29 PM
72	Great tournament, need bathrooms and water on course	3/4/2024 2:28 PM
73	Very enjoyable event. Will be back!	3/4/2024 2:25 PM
74	No	3/4/2024 2:24 PM
75	Fun time	3/4/2024 2:24 PM
76	This is always great	3/4/2024 2:23 PM
77	Well done!	3/4/2024 1:59 PM
78	Great tournament in all aspects.	3/4/2024 1:57 PM
79	Great tournament 🥳	3/4/2024 1:57 PM
80	Love this event	3/4/2024 1:56 PM
81	This is such a fun spectator event!! Well executed.	3/4/2024 1:49 PM
82	Thank you for an enjoyable day!	3/4/2024 1:48 PM
83	Great day	3/4/2024 1:47 PM
84	great event, beautiful location.	3/4/2024 1:44 PM
85	Great fun 😄	3/4/2024 1:35 PM
86	No	3/4/2024 1:28 PM
87	Nope	3/4/2024 1:27 PM
88	Brooks Adam's should be included in the tournament	3/4/2024 1:26 PM
89	Great tournament - thanks	3/4/2024 1:24 PM
90	Nice course	3/4/2024 1:20 PM
91	None	3/4/2024 1:13 PM
92	Pairing sheet's available throughout course	3/4/2024 1:03 PM
93	Food tickets are a bad system.	3/4/2024 12:46 PM
94	We are "snow birds". January thru March. We come to tournament every year to follow the UGA team	3/4/2024 12:42 PM
95	I am a local resident and enjoy coming to this tournament every year!! 🏌️👤	3/4/2024 12:41 PM
96	More shuttles for parking. Had to wait for 3 shuttles before I was transported.	3/4/2024 12:40 PM
97	Parking could be better	3/4/2024 12:03 PM
98	Always great event	3/4/2024 12:00 PM
99	All good	3/4/2024 11:59 AM



Contact Us:

Sarah Beachkofsky
sbeach@uscb.edu
843-540-8504

Trey Ramsey
wjramsey@uscb.edu
843-540-7320

THANK YOU!



CENTER FOR LOWCOUNTRY
HOSPITALITY EDUCATION

Long Cove Club Owners' Association, Inc.
Darius Rucker Intercollegiate
Executive Committee
Tuesday, August 27, 2024
10:00 AM | Admin Conference Room

MINUTES

Executive Committee Members: Rob Ryan (Tournament Chair), Staunton Oppenheimer (Fundraising Chair), Roy Bowen, Mario Campuzano (General Manager), Bob Patton (Director of Golf), Lindsay Finger (Director of Marketing & Communications), and Christy Cohen (Managing Director, Darius Rucker Intercollegiate)

Unable to Attend: Roy Bowen, Staunton Oppenheimer

1. Call to Order at 10:04 am.

2. New Committee Member

Vote to Approve adding Mr. Bob Curri as a new Executive Committee member to replace Ms. Nannette Hoadley:

Motion made by R. Ryan
Seconded by L. Finger
Passed Unanimously

3. Review of 2025 ATAX Application

a. Minor changes were suggested by the Committee and pending those changes, a motion was made to submit the application.

Vote to Approve 2025 ATAX Application and authorize Christy Cohen to submit to the Town of Hilton Head Island by the deadline:

Motion made by L. Finger
Seconded by B. Patton
Passed Unanimously

4. Old Business – There was no old business discussed.

5. New Business – There was no new business discussed.

6. Adjourn – The meeting adjourned at 11:21 am.

2025 Darius Rucker Intercollegiate Budget

	Qty #	Amount	Total	Totals
Entry Fees				
Team Entry Fees	15	\$4,500	\$67,500	
Team Entry Fee - Arkansas	1	\$2,500	\$2,500	
Team Entry Fee - USC	1	\$4,250	\$4,250	\$74,250
Total Sponsor Revenue				\$175,000
Concert Ticket Sales to LCC Members	40	\$250		\$10,000
Member Uniform Contribution				\$8,000
ATAX Grant Request Category 1 - Marketing & Advertising				\$50,000
ATAX Grant Request Category 5 - Public Transportation <i>(Reimbursement at 77% Tourist & Visitor Rate)</i>				\$11,897
TOTAL REVENUE:				\$329,147
Sponsor Package Tickets				
Heritage Grounds Tickets - 2 Days	18	\$100	\$1,800	
Heritage Skybox Tickets - 1 Day	14	\$250	\$3,500	\$5,300
Concert				
Arts Center of Coastal Carolina Deposit			\$5,000	
Arts Center of Coastal Carolina Rental/Labor/Fees			\$8,000	
Band/Crew Hotel			\$1,000	
Band - Darius Productions Costs & Rentals			\$40,000	
Pre-Concert Reception at Arts Center (SERG)			\$13,000	
Pre-Concert Reception at Arts Center (Beverages)			\$8,000	
Backstage Catering for Band (SERG)			\$3,000	

Snacks/Supplies/Alcohol for Band			\$1,000	
After Show Food for Band			\$500	
Runner for Band			\$250	
Security at Arts Center via Coastal Security			\$800	\$80,550
Team Housing - Rentals				\$48,000
Sponsor Appreciation Party				
Food	175	\$70	\$12,250	
Beverage by Consumption			\$3,200.00	
Service Charge (20%) / Tax			\$5,000	
Signage			\$1,000	
Band			\$2,500	\$23,950
Player/Volunteer Meals				
Sunday Breakfast	175	\$25	\$4,375	
Sunday Lunch	175	\$25	\$4,375	
Players/Coaches Dinner	130	\$40	\$5,200	
Service Charge (20%) / Tax			\$5,000	\$18,950
Monday Breakfast	175	\$25	\$4,375	
Monday Lunch	175	\$25	\$4,375	
Service Charge (20%) / Tax			\$3,000	\$11,750
Tuesday Breakfast	175	\$25	\$4,375	
Tuesday Lunch	175	\$25	\$4,375	
Service Charge (20%) / Tax			\$3,000	\$11,750
Wednesday Breakfast	175	\$25	\$4,375	
Wednesday Lunch	175	\$25	\$4,375	
Service Charge (20%) / Tax			\$3,000	\$11,750
On Course Food & Beverage for Players	4	\$250		\$1,000
Rules/Scoring				
Clippd / Scoring Service			\$6,000	

Hotel for Scoring Official			\$1,200	
Rules Official			\$500	\$7,700
Uniforms/Gifts/Trophies				
Levelwear Vests			\$5,000.00	
IBKUL Polos			\$5,000.00	
Imperial Hats			\$2,500.00	
Players Gifts	130	\$50	\$6,500.00	
Golf Balls for Players Fund Donations		.	\$1,500	
Team Guitar Trophies	5	\$600	\$3,000	
Individual Tournament Trophies	8	\$800	\$6,400	\$29,900
Miscellaneous				
Spectator Survey Giveaway - Pens	500	\$3	\$1,625	
Miscellaneous Supplies			\$500	
Trophy Shipping to Teams			\$1,000	
Scoreboard Papers/Pens			\$150	
Bleachers			\$500	
Security/Medical Personnel			\$1,000	
Managing Director Bonus			\$3,000	
Golf Course Usage Fee			\$3,750	
Gratuity for Bag Drop Personnel	1	\$1,500	\$1,500	\$13,025
Spectator Parking/Shuttle				
3 Parking Shuttles Per Day for 3 days	9	\$1,550	\$13,950	
Parking Lot Rental - Central Church	3	\$500	\$1,500	\$15,450
Marketing/Advertising				
Tournament Marketing & Advertising				\$50,000
			Total Expenses	\$329,075
Revenue vs. Expenses - Differential				\$72

Darius Rucker Intercollegiate Balance Sheet

"Emergency Fund" Carry-Over by Year

	Before Tournament	Used/Gained \$	After Tournament
2017	\$41,288	\$7,459	\$33,829
2018	\$33,829	\$4,692	\$29,137
2019	\$29,137	\$9,248	\$19,889
2020	\$19,889	+\$1,919	\$21,808
2021	\$21,808	\$2,344	\$19,464
2022	\$19,464	+3,668	\$23,128
2023	\$23,128	+8,816	\$31,944
2024	\$31,944	+30,766	\$62,710

Darius Rucker Intercollegiate Summary Comparison

REVENUE:	2018 Actual	2019 Actual	2020 Actual	2022 Actual	2023 Actual
TEAM ENTRY FEES	\$57,550	\$54,775	\$58,550	\$63,100	\$76,090
OFFICIAL HOTEL SPONSOR	\$5,000	\$5,000	\$5,000	\$7,500	\$7,500
ALL OTHER SPONSORSHIPS	\$83,750	\$88,500	\$93,400	\$113,400	\$124,950
CONCERT TICKETS SALES TO MEMBERS	\$16,330	\$17,750	\$19,800	\$12,000	\$12,600
MEMBER UNIFORM CONTRIBUTION	\$0	\$0	\$0	\$0	\$0
TOWN OF HHI ATAX GRANT FUNDING - CATEGORY 1	\$0	\$0	\$0	\$24,595	\$43,835
TOWN OF HHI ATAX GRANT FUNDING - CATEGORY 5	\$0	\$0	\$0	\$0	\$3,442
MISCELLANEOUS REVENUE	\$0	\$0	\$0	\$0	\$180
TOTAL REVENUE:	\$162,630	\$166,025	\$176,750	\$220,595	\$268,597

EXPENSES:	2018 Actual	2019 Actual	2020 Actual	2022 Actual	2023 Actual
CONCERT	\$45,745	\$54,526	\$58,961	\$56,460	\$71,162
PRINTING AND SIGNS	\$1,224	\$2,533	\$752	\$873	\$0
TEAM HOUSING	\$25,340	\$25,879	\$26,425	\$32,001	\$36,387
SPONSOR APPRECIATION PARTY	\$14,470	\$13,178	\$12,714	\$16,021	\$17,963
RBC HERITAGE TICKETS FOR SPONSOR CROSS PROMOTION		\$0	\$0	\$0	\$3,600
TEAM / VOLUNTEER MEALS	\$33,029	\$32,295	\$34,384	\$40,173	\$46,962
SUPPLIES AND DECORATIONS	\$2,296	\$2,719	\$600	\$0	\$0
SCORING	\$4,338	\$4,408	\$3,636	\$5,396	\$4,724
GIFTS / TROPHIES / UNIFORMS	\$18,362	\$20,330	\$19,943	\$19,033	\$16,114
MISCELLANEOUS/SPECTATOR SURVEY	\$15,457	\$13,987	\$9,591	\$17,242	\$13,574
PARKING/SHUTTLE	\$0	\$0	\$0	\$5,579	\$6,459
ADVERTISING & MARKETING	\$7,061	\$5,417	\$7,825	\$24,149	\$43,835
TOTAL EXPENSES:	\$167,322	\$175,273	\$174,831	\$216,927	\$260,780
DIFFERENCE:	-\$4,692	-\$9,248	+\$1,919	+\$3,668	+\$7,818

Darius Rucker Intercollegiate

2020 PROJECTIONS

REVENUE:	Qty #	Amount		Totals
Team Entry Fees	16	\$3,500.00	\$56,000.00	
Team Entry Fees	1	\$2,250.00	\$2,250.00	\$58,250.00
Official Hotel Sponsor	1	\$5,000.00	\$5,000.00	
Presenting Sponsors (Kroger / PXG)	2	\$20,000.00	\$40,000.00	
Reynolds	1	\$10,000.00	\$10,000.00	
Platinum	2	\$5,300.00	\$10,600.00	
Gold	5	\$2,700.00	\$13,500.00	
Silver	13	\$1,100.00	\$14,300.00	
Other Sponsor	1	\$7,600.00	\$7,600.00	\$101,000.00
Concert Ticket Sales to Long Cove Club Members	65	\$200.00	\$13,000.00	\$13,000.00
TOTAL REVENUE:				\$172,250.00
EXPENSES:				
CONCERT				
Concert - Darius Productions Costs & Rentals	1	\$34,000.00	\$34,000.00	
Pre-Concert Reception at Arts Center (Catering)	225	\$50.00	\$11,250.00	
Pre-Concert Reception at Arts Center (Beverages)	225	\$30.00	\$6,750.00	
Food/snacks/supplies for band and crew	20	\$100.00	\$2,000.00	
Security at Arts Center	1	\$2,500.00	\$2,500.00	\$56,500.00
PRINTING AND MAILING				
Printing Costs Including Signs	1	\$2,000.00	\$2,000.00	
Mailing Costs	1	\$750.00	\$750.00	\$2,750.00
TEAM HOUSING				
Team Housing	1	\$1,600.00	\$1,600.00	
Team Housing	2	\$1,600.00	\$3,200.00	
Team Housing	9	\$1,600.00	\$14,400.00	
Team Housing	5	\$1,600.00	\$8,000.00	\$27,200.00
SPONSOR PARTY KICKOFF				
Food - Wednesday Patron Party Reception	150	\$50.00	\$7,500.00	
Beverage - Wednesday Patron Party Beverage	150	\$25.00	\$3,750.00	
Tax and 20% Gratuity			\$3,150.00	\$14,400.00

2020 ACTUAL

Jan	Feb	Mar	Apr-Jul	Total
\$24,600.00	\$10,500.00	\$21,200.00		\$56,300.00
		\$2,250.00		\$2,250.00
\$50,800.00	\$47,600.00			\$98,400.00
\$16,600.00	\$2,400.00	\$800.00		\$19,800.00
\$92,000.00	\$60,500.00	\$24,250.00		\$176,750.00
\$3,000.00		\$4,815.83	\$31,514.21	\$39,330.04
		\$10,493.74		\$10,493.74
			\$6,214.53	\$6,214.53
	\$419.23	\$1,603.40	\$900.00	\$2,922.63
			\$453.73	\$453.73
	\$89.88		\$208.58	\$298.46
\$24,925.00		\$1,500.00		\$26,425.00
		\$12,714.00		\$12,714.00

TEAM / VOLUNTEER MEALS			
Food - Thursday Breakfast	160	\$16.00	\$2,560.00
Food - Thursday Lunch	160	\$16.00	\$2,560.00
Food - Thursday Players Dinner	145	\$30.00	\$4,350.00
Food - Friday Breakfast	160	\$16.00	\$2,560.00
Food - Friday Lunch	200	\$16.00	\$3,200.00
Food - Saturday Breakfast	160	\$16.00	\$2,560.00
Food - Saturday Lunch	200	\$16.00	\$3,200.00
Food - Sunday Breakfast	160	\$16.00	\$2,560.00
Food - Sunday Lunch	200	\$16.00	\$3,200.00
Food - on course fruit/drinks per day	4	\$300.00	\$1,200.00
Tax and 20% Gratuity			\$6,723.00
			\$34,673.00
SUPPLIES AND DECORATIONS			
F & B Supplies / Decorations	1	\$2,500.00	\$2,500.00
Rider Supplies for Band	1	\$500.00	\$500.00
Team Photos	1	\$750.00	\$750.00
			\$3,750.00
SCORING			
Golf Stat / Scoring	1	\$4,000.00	\$4,000.00
Officials (Room/Fee)	1	\$1,000.00	\$1,000.00
			\$5,000.00
GIFTS			
Team Gifts	130	\$50.00	\$6,500.00
Sponsor Gifts	40	\$100.00	\$4,000.00
Trophies and Guitars	1	\$500.00	\$500.00
Volunteer Uniforms - Shirt & Hat	50	\$50.00	\$2,500.00
			\$13,500.00
MISCELLANEOUS			
Gratuity for Bag Drop Personnel	1	\$700.00	\$700.00
Security at Long Cove Club	4	\$400.00	\$1,600.00
Miscellaneous - Shuttles, Golf Cart Rentals, etc.	1	\$2,850.00	\$2,850.00
Advertising & Marketing Expenses	1	\$7,000.00	\$7,000.00
Long Cove Club Golf Course Usage Fee	1	\$5,000.00	\$5,000.00
			\$17,150.00
TOTAL EXPENSES:			\$174,923.00
Revenue vs. Expenses - Differential			(\$2,673.00)

		\$2,670.59		\$2,670.59
		\$3,129.60		\$3,129.60
		\$5,007.36		\$5,007.36
		\$3,108.73		\$3,108.73
		\$3,818.11		\$3,818.11
		\$3,025.28		\$3,025.28
		\$4,527.49		\$4,527.49
		\$3,213.05		\$3,213.05
		\$4,318.85		\$4,318.85
		\$1,564.80		\$1,564.80
		\$600.00		\$600.00
		\$3,636.23		\$3,636.23
	\$3,649.00	\$0.00	\$16,173.63	\$119.91
			\$700.00	\$700.00
			\$2,846.02	\$2,846.02
			\$1,045.00	\$1,045.00
	\$858.96	\$4,965.85	\$2,000.00	\$7,824.81
			\$5,000.00	\$5,000.00
				\$174,830.59
				\$1,919.41

Darius Rucker Intercollegiate

2019 PROJECTIONS

REVENUE:	Qty #	Amount		Totals
Team Entry Fees	16	\$3,250.00	\$52,000.00	
Team Entry Fees	1	\$2,000.00	\$2,000.00	\$54,000.00
Official Hotel Sponsor	1	\$5,000.00	\$5,000.00	
Presenting Sponsors (Kroger / PXG)	2	\$20,000.00	\$40,000.00	
Diamond - Reynolds Consumer Products	1	\$10,000.00	\$10,000.00	
Platinum	1	\$5,000.00	\$5,000.00	
Gold	5	\$2,500.00	\$12,500.00	
Silver	20	\$1,000.00	\$20,000.00	
Other Sponsor	2	\$500.00	\$1,000.00	\$93,500.00
Concert Ticket Sales to Long Cove Club Members	96	\$177.50	\$17,040.00	\$17,040.00
TOTAL REVENUE:				\$164,540.00
EXPENSES:				
CONCERT				
Band - Darius Productions Costs & Rentals	1	\$29,000.00	\$29,000.00	
Pre-Concert Reception at Arts Center (Catering)	225	\$49.00	\$11,250.00	
Pre-Concert Reception at Arts Center (Beverages)	225	\$30.00	\$6,750.00	
Food/snacks/supplies for band and crew	20	\$80.00	\$2,000.00	
Security at Arts Center	1			\$49,000.00
PRINTING AND MAILING				
Printing Costs Including Signs	1	\$2,000.00	\$2,000.00	
Mailing Costs	1	\$1,225.00	\$1,225.00	\$3,225.00
TEAM HOUSING				
Team Housing	1	\$660.00	\$660.00	
Team Housing	2	\$1,875.00	\$3,750.00	
Team Housing	9	\$1,500.00	\$13,500.00	
Team Housing	5	\$1,650.00	\$8,250.00	\$26,160.00
SPONSOR PARTY KICKOFF				
Food - Wednesday Patron Party Reception	170	\$50.00	\$8,500.00	
Beverage - Wednesday Patron Party Beverage	170	\$25.00	\$4,250.00	

2019 ACTUAL

Jan	Feb	Mar	Apr-Jul	Total
\$23,325.00	\$9,750.00	\$21,700.00		\$54,775.00
\$29,000.00	\$40,000.00	\$4,500.00	\$20,000.00	\$93,500.00
	\$14,555.00	\$3,195.00		\$17,750.00
\$52,325.00	\$64,305.00	\$29,395.00		\$166,025.00
	\$3,170.71	\$1,229.93	\$28,894.97	\$33,295.61
	\$12,572.94			\$12,572.94
		\$8,657.70		\$8,657.70
\$542.69		\$1,990.34		\$2,533.03
\$8,249.03	\$1,400.00	\$16,230.00		\$25,879.03

Tax and 20% Gratuity			\$3,570.00	\$16,320.00
TEAM MEALS				
Food - Thursday Breakfast	160	\$16.00	\$2,560.00	
Food - Thursday Lunch	160	\$16.00	\$2,560.00	
Food - Thursday Players Dinner	45	\$30.00	\$1,350.00	
Food - Friday Breakfast	160	\$16.00	\$2,560.00	
Food - Friday Lunch	160	\$16.00	\$2,560.00	
Food - Saturday Breakfast	160	\$16.00	\$2,560.00	
Food - Saturday Lunch	160	\$16.00	\$2,560.00	
Food - Sunday Breakfast	160	\$16.00	\$2,560.00	
Food - Sunday Lunch	160	\$16.00	\$2,560.00	
Food - on course fruit/drinks per day	4	\$250.00	\$1,000.00	
Tax and 20% Gratuity			\$6,874.56	\$29,704.56
SUPPLIES AND DECORATIONS				
F & B Supplies / Decorations	1	\$2,000.00	\$2,000.00	
Rider Supplies for Band	1	\$0.00	\$0.00	
Team Photos	18	\$32.00	\$576.00	\$2,576.00
SCORING				
Golf Stat / Scoring	1	\$4,300.00	\$4,300.00	
Officials (Room/Fee)	1	\$500.00	\$500.00	
		\$0.00	\$0.00	\$4,800.00
GIFTS				
Team Gifts	150	\$45.00	\$6,750.00	
Sponsor Gifts	40	\$57.00	\$2,280.00	
Trophies and Guitars	1	\$1,600.00	\$1,600.00	
Volunteer Uniforms	130	\$42.00	\$5,460.00	\$16,090.00
MISCELLANEOUS				
Gratuity for Bag Drop Personnel	1	\$700.00	\$700.00	
Security / Labor	4	\$375.00	\$1,500.00	
Staff Uniforms	50	\$38.50	\$1,925.00	
Miscellaneous - Shuttles, Golf Cart Rentals, etc.	1	\$2,850.00	\$2,850.00	
Advertising & Marketing Expenses	1	\$6,000.00	\$6,000.00	
Long Cove Club Golf Course Usage Fee	1	\$5,000.00	\$5,000.00	\$17,975.00
TOTAL EXPENSES:				\$165,850.56
Revenue vs. Expenses - Differential				(\$1,310.56)

		\$13,178.40		\$13,178.40
		\$2,646.02		\$2,646.02
		\$3,100.80		\$3,100.80
		\$4,961.28		\$4,961.28
		\$2,646.02		\$2,646.02
		\$3,989.70		\$3,989.70
		\$2,646.02		\$2,646.02
		\$4,423.81		\$4,423.81
		\$2,646.02		\$2,646.02
		\$4,155.08		\$4,155.08
		\$1,080.00		\$1,080.00
	\$1,890.40		\$191.74	\$2,082.14
			\$37.00	\$37.00
		\$600.00		\$600.00
		\$3,977.14		\$3,977.14
		\$431.00		\$431.00
	\$19,883.94	\$446.52		\$20,330.46
			\$700.00	\$700.00
			\$1,998.50	\$1,998.50
			\$205.00	\$1,017.85
			\$1,685.61	\$3,380.02
	\$1,672.00	\$635.00	\$3,110.00	\$5,417.00
		\$5,000.00		\$5,000.00
				\$175,273.18
				(\$9,248.18)

Carry Over From 2018	\$29,137
----------------------	----------

Used in 2019	\$9,248
Carry Over Into 2020	\$19,889

Food - Saturday Breakfast	160	\$16.00	\$2,560.00	
Food - Saturday Lunch	160	\$16.00	\$2,560.00	
Food - Sunday Breakfast	160	\$16.00	\$2,560.00	
Food - Sunday Lunch	160	\$16.00	\$2,560.00	
Food - on course fruit/drinks per day	4	\$100.00	\$400.00	
Tax and 20% Gratuity			\$7,064.40	\$32,294.40
SUPPLIES AND DECORATIONS				
F & B Supplies / Decorations	1	\$1,000.00	\$1,000.00	
Rider Supplies for Band	1	\$1,000.00	\$1,000.00	
Team Photos	18	\$32.00	\$576.00	\$2,576.00
SCORING				
Golf Stat / Scoring	1	\$4,500.00	\$4,500.00	
Officials (Room/Fee)	1	\$2,500.00	\$2,500.00	
		\$0.00	\$0.00	\$7,000.00
GIFTS				
Team Gifts	140	\$54.00	\$7,560.00	
Sponsor Gifts	60	\$40.00	\$2,400.00	
Trophies and Guitars	1	\$1,200.00	\$1,200.00	
Volunteer Uniforms	125	\$50.00	\$6,250.00	\$17,410.00
MISCELLANEOUS				
Gratuity for Bag Drop Personnel	1	\$700.00	\$700.00	
Security / Labor	4	\$375.00	\$1,500.00	
Staff Uniforms	50	\$37.00	\$1,850.00	
Miscellaneous - Shuttles, Golf Cart Rentals, etc.	1	\$1,500.00	\$1,500.00	
Advertising & Marketing Expenses	1	\$6.00	\$6.00	
Long Cove Club Golf Course Usage Fee	1	\$5,000.00	\$5,000.00	\$10,556.00
TOTAL EXPENSES:				\$160,426.40
Revenue vs. Expenses - Differential				\$1,831.10

		\$1,879.00		\$1,879.00
		\$31,150.13		\$31,150.13
	\$8.11	\$1,687.69		\$1,695.80
				\$0.00
		\$600.00		\$600.00
		\$4,283.41		\$4,283.41
	\$55.00			\$55.00
	\$5,249.97	\$2,411.23		\$7,661.20
	\$3,261.63	\$237.33		\$3,498.96
	\$685.00	\$916.55		\$1,601.55
	\$5,600.00			\$5,600.00
		\$700.00		\$700.00
		\$2,118.72		\$2,118.72
		\$1,864.92	\$3,141.00	\$5,005.92
	\$20.99	\$2,611.00		\$2,631.99
	\$4,277.00	\$2,689.86	\$94.00	\$7,060.86
	\$5,000.00			\$5,000.00
				\$167,321.85
				(\$4,691.85)

Carry Over From 2017	\$33,829
Used in 2018	\$4,692
Carry Over Into 2019	\$29,137

2024 DRI Profit & Loss Statement

	Qty #	Amount	Total	Totals
Entry Fees				
Team Entry Fees	14	\$4,500	\$63,000	
Team Entry Fee - Arkansas	1	\$2,500	\$2,500	
Team Entry Fee - USC	1	\$4,250	\$4,250	
Team Entry Fee - Alabama (extra night)	1	\$5,007	\$5,007	
Individual Entry Fee - Prairie View	1	\$700	\$700	
				\$75,457
Total Sponsor Revenue				\$185,800
Concert Ticket Sales to LCC Members	40	\$250		\$10,000
Member Uniform Contribution				\$23,163
ATAX Grant Request Category 1 - Marketing & Advertising				\$50,000
ATAX - Late Reimbursement from 2023				\$3,700
ATAX Grant Request Category 5 - Public Transportation (Reimbursable at 72% Tourist Rate)				\$7,525
TOTAL REVENUE:				\$355,645

Sponsor Package Tickets				
Heritage Grounds Tickets - 2 Days	18	\$100	\$1,800	
Heritage Skybox Tickets - 1 Day	14	\$250	\$3,500	
				\$5,300
Concert				
Arts Center of Coastal Carolina Deposit			\$5,000	
Arts Center of Coastal Carolina Rental/Labor/Fees			\$7,777	
Band/Crew at Spring Hill Suites			\$1,111	
Band - Darius Productions Costs & Rentals			\$38,747	
Pre-Concert Reception at Arts Center (SERG)			\$12,591	
Pre-Concert Reception at Arts Center (Beverages)			\$7,363	
Backstage Catering for Band (SERG)			\$3,039	
Snacks/supplies purchased by H & H for Band			\$1,026	
After Show Food for Band			\$474	
Security at Arts Center via Coastal Security			\$723	
				\$77,852
Team Housing - Rentals				\$45,535
Sponsor Appreciation Party				
Food	200	\$68	\$11,900	
Beverage by Consumption	3026.75		\$3,026.80	
Service Charge (20%)			\$2,985	
Tax	1253.85	\$358	\$1,612	
360 Photo Booth			\$375	\$19,899
Team/Volunteer Meals				
Sunday Breakfast	175	\$24	\$4,200	
Sunday Lunch	175	\$24	\$4,200	
Players/Coaches Dinner	135	\$38	\$5,130	
Service Charge (20%)			\$2,706	

Tax	324.72	\$1,137	\$1,461	\$17,697
Monday Breakfast	175	\$24	\$4,200	
Monday Lunch	175	\$24	\$4,200	
Service Charge (20%)			\$1,680	
Tax	705.6	\$202	\$907	\$10,987
Tuesday Breakfast	175	\$24	\$4,200	
Tuesday Lunch	175	\$24	\$4,200	
Service Charge (20%)			\$1,680	
Tax	705.6	\$202	\$907	\$10,987
Wednesday Breakfast	175	\$24	\$4,200	
Wednesday Lunch	175	\$24	\$4,200	
Service Charge (20%)			\$1,680	
Tax	705.6	\$202	\$907	\$10,987
On Course Snacks & Water			\$890	\$890
Total Food & Beverage Cost:	\$71,448			
Rules/Scoring				
Clippd / Scoring Service	1	\$5,500	\$5,500	
Sonesta Hotel for GolfStat			\$955	
				\$6,455
Uniforms/Gifts				
Sponsor Gift- Plaque from Studio One			\$1,765.59	
Studio One Deposit			\$520	
Levelwear Uniform Samples			\$642.56	
Levelwear Uniform Samples			\$153.25	
Levelwear Sample Credit			\$622.50	
Levelwear Uniforms			\$14,369.57	

Levelwear Extra Pieces Ordered			\$749.06	
Imperial Hats			\$4,328.67	
Imperial Men's Visors			\$287.73	
Imperial Long Sleeve Tees			\$2,925.70	
Imperial Ladies Visors			\$649.20	
Amazon - Bags for Uniform Distribution			\$139.08	
IBKUL Uniform Samples			\$164.06	
IBKUL Uniform Samples			\$206.36	
IBKUL Uniform Samples			\$34.40	
IBKUL Uniform Samples			\$46.44	
IBKUL Uniform Samples			\$54.84	
IBKUL Uniform Samples			\$34.40	
IBKUL Women's Polos (70 L/S - 50 S/S)			\$5,925.79	
IBKUL Men's Polos (46 L/S - 99 S/S)			\$6,796.30	
Imperial Long Sleeve Tees			\$2,925.70	
Golf Balls for Players Fund Donations	4		\$187	
Golf Balls for Players Fund Donations	24		\$1,309	
Additional Trophies for Individual Winners			\$881.07	
Tournament Trophies	8		\$2,275.04	
				\$47,993
Miscellaneous				
Gratuity for Bag Drop Personnel	1	\$1,500	\$1,500.00	
Grayco - Power for Bathrooms			\$111.24	
Grayco - Power for Ice Trailer			\$325.72	
Shipping to ASU - Trophies			\$175.93	
Shipping to ASU - Hyperice			\$32.58	
Shipping to ASU - Guitar			\$179.44	
Scoreboard Papers/Pens by Adam			\$110.00	
Christy Cohen Bonus			\$2,548.36	
Giftcard for Bleacher Guy			\$500.00	
Johnny Young			\$800.00	
Cassie Cohen			\$250.00	

Wine for Rules Officials Dinner			\$185.76	
				\$6,719
Spectator Survey				
USCB Crowd Survey	1	\$1,500	\$1,500	
Giveaway - Wizard Pins	500	\$3	\$1,625	
				\$3,125
Parking/Shuttle				
Parking Shuttle Deposit			\$951.72	
Cost of 2 Spectator Parking Shuttles \$3,080 per day			\$8,565	
Security Attendant for Back Gate			\$934	
				\$10,451
Marketing/Advertising				
ATAX Reimbursement Grant				\$50,000
			Total Expenses	\$324,879
Revenue vs. Expenses - Differential				\$30,766

2023 Darius Rucker Intercollegiate

2023 Actuals				
	Qty #	Amount	Total	Totals
Entry Fees				
Team Entry Fees	15	\$4,500	\$67,500	
Team Entry Fee - Arkansas	1	\$2,500	\$2,500	
Team Entry Fee - USC	1	\$4,250	\$4,250	
Individual Entry Fee - Howard	3	\$300	\$900	
Additional F&B - Kentucky	2	\$300	\$600	
Additional Housing Night - Kentucky	1	\$340	\$340	
				\$76,090
Sponsors				
Titanium Sponsorship	1	\$25,000	\$25,000	
Diamond Sponsorship	2	\$10,000	\$20,000	
Platinum Sponsorship	4	\$5,500	\$22,000	
Players Fund	1	\$7,200	\$7,200	
Official Hotel	1	\$7,500	\$7,500	
Gold Sponsorship	8	\$2,750	\$22,000	
Silver Sponsorship - Concert Tickets	16	\$1,250	\$20,000	
Silver Sponsorship - Heritage Tickets	7	\$1,250	\$8,750	
Total Sponsor Revenue				\$132,450
Concert Ticket Sales to LCC Members	63	\$200		\$12,600
ATAX Reimbursement #1 Category 1 - Marketing & Advertising				\$41,433
ATAX Reimbursement #2 Category 1 - Marketing & Advertising				\$5,683
ATAX Grant Request Category 5 - Public Transportation (Reimbursable at 55.2%)				\$3,442
Credit for Uniforms Purchased by Members				\$180
TOTAL REVENUE:				\$271,878

Heritage Tickets				
Heritage Grounds Tickets	16	\$225		\$3,600
Concert				
Arts Center of Coastal Carolina Rental/Labor/Fees			\$10,909.00	
Fork Lift Rental & Remaining Balance			\$2,018.00	
Bus Driver's Hotel at Sonesta.	2	\$356	\$712.80	
Other Band/Crew at Sonesta	2	\$356	\$712.80	
Band - Darius Productions Costs & Rentals			\$31,643.55	
Pre-Concert Reception at Arts Center (SERG)			\$12,229.22	
Pre-Concert Reception at Arts Center (Beverages)			\$8,625.84	
Backstage Catering for Band (SERG)			\$2,418.65	
Snacks/supplies purchased by H & H for Band			\$733.75	
Mallory Mileage and Reimbursements			\$77.77	
After Show Food for Band - Giuseppe's			\$584.66	
Security at Arts Center via Coastal Security			\$496.00	
				\$71,162
Housing				
Team Housing - Rentals	16		\$36,050	
Additional Night - Kentucky	1		\$336.60	
				\$36,387
Sponsor Appreciation Party				
Food (Including Service Charge)	175	\$72	\$12,600	
Tax			\$1,008	
Beverage by Consumption			\$3,989.25	
Tax			\$366	
				\$17,963
Team/Volunteer Meals				
Sunday Breakfast	175	\$25.20	\$4,410	
Sunday Lunch	175	\$25.20	\$4,410	
Players/Coaches Dinner	145	\$42	\$6,090	
Tax			\$1,246	\$16,156

Monday Breakfast	175	\$25.20	\$4,410	
Monday Lunch	175	\$25.20	\$4,410	
Tax			\$759	\$9,579
Tuesday Breakfast	175	\$25.20	\$4,410	
Tuesday Lunch	175	\$25.20	\$4,410	
Tax			\$759	\$9,579
Wednesday Breakfast	175	\$25.20	\$4,410	
Wednesday Lunch	175	\$25.20	\$4,410	
Tax			\$759	\$9,579
On Course Snacks for 4 days	4	\$400	\$1,600	
Tax			\$125	
Miscellaneous Snack Bar Charges			\$346	\$2,071
Total Food & Beverage Cost	\$64,926			
Rules/Scoring				
GolfStat / Scoring Service	1	\$3,833	\$3,833	
Sonesta Hotel for GolfStat			\$891	
				\$4,724
Team/Sponsor Gifts				
Sponsor Gift - Silver Frames	60	\$31	\$1,977	
Silver Frame Sample Order			\$114.95	
Player/Coach DRI Pom Hats	168	\$10.15	\$1,705.20	<i>Includes shipping</i>
Player/Coach DRI Scarves	168	\$13.15	\$2,209.20	<i>Includes shipping</i>
Navy Vests for Mike Schlotman	12	\$53	\$651.21	<i>Includes shipping</i>
Additional Navy Vests for Schlotman	2	\$53	\$106.00	
Additional Navy Vests for Schlotman	3		\$173.11	
Tournament Trophies			\$2,387	<i>Includes shipping</i>
Imperial Volunteer/Team Hats/Visors	127	\$15.50	\$2,738.59	<i>Includes shipping</i>
Imperial Volunteer Push On Visors	5	\$15.50	\$80.35	<i>Includes shipping</i>
Uniforms for Sizing \$270.76-\$257.50			\$13.26	
Levelwear Volunteer Uniform Jackets	78	\$46	\$3,701.39	<i>Includes shipping</i>
Golf Shop Transfers for Volunteers			\$256.31	

				\$16,114
Miscellaneous				
Gratuities for Bag Drop Personnel	1	\$1,180	\$1,180	
Reimbursements to Bob - Scoreboard			\$142	
Long Cove Club Golf Course Usage Fee	1	\$3,750	\$3,750	
Sonesta - Room for Ashley's Interns			\$891	
Golf Balls for Players Fund Donations			\$955.00	
DRI Tee Markers for Golf Course			\$267	
Golf Flags for Holes			\$541.33	
Flag Poles for Back Patio/Golf Channel			\$1,020.60	
Flagpole rings to hold flags			\$90.05	
Update DRI Clubhouse Plaque			\$190.00	
Mailing \$85.17+\$80.52+\$61.44+\$62.19			\$289.32	
Reimbursements to Mallory - Misc.			\$33.96	
Reimbursements to Mallory - Misc.			\$14.54	
Reimbursements to Mallory - Misc.			\$6.19	
Reimbursements to Mallory - Misc.			\$13.23	
Reimbursement to Mallory for Badge Supplies			\$32.48	
Cash Box for Snack Bar			\$42.39	
Reimbursement to Oppie - Sales Incentive			\$113.54	
				\$9,573
Spectator Survey				
USCB Crowd Survey	1	\$1,500	\$1,500	
Survey Giveaway - Tervis Cups	175	\$9.50	\$1,662.50	
Survey Giveaway - Pom Hats from Donna			\$456.75	
				\$3,619
Parking/Shuttle				
Rental of Central Church Parking Lot	3	\$500	\$1,500	
Deposit for Shuttle			\$475.86	
Final Shuttle Payment			\$4,282.74	
Shuttle Drivers to Fife Lane Parking			\$200.00	
				\$6,459
Marketing/Advertising				

ATAX Reimbursement #1				
Uprinting Step & Repeat			\$373.72	
Ceremonial Red Carpet			\$120.54	
Island Packet - Ads & Ad Notes			\$5,821.40	
Design Fees: \$75, \$100, \$125, \$350			\$650.00	
Arts Center Marketing Package			\$4,000.00	
HH/Bluffton Sun			\$1,316.00	
Palmetto Golfer Ad			\$1,750.00	
Island Events Magazine			\$1,998.00	
Local Life Magazine			\$2,052.00	
PGA Magazine Total			\$11,750.00	
SAV Airport Marketing			\$2,608.00	
Departure Media/HHH Airport			\$1,000.00	
Banner Printing for HHH Airport			\$591.10	
Willie Rice Photography (For Marketing/Advertising Use)			\$1,300.00	
Coastal Marketing Strategies			\$1,500.00	
Google Ad Words			\$500.00	
CH2 Magazine			\$1,670.00	
Half Priced Banner Signs			\$124.09	
Team Scroll - Island Printer			\$38.16	
#DRI2023 Photo Op Sign			\$115.54	
Accurate Lithography - DRI Sponsor Posters			\$254.40	
WHHI-TV/Byrne Media			\$1,900.00	
				\$41,432.95
ATAX Reimbursement #2				
Half Priced Banner Signs			\$108.15	
Digital Retargeting Ads			\$375.00	
Placeholder for HH Island Golf Magazine - Fall 2023			\$4,000.00	
Hilton Head Magazine			\$1,200.00	
				\$5,683
		Total Expenses	\$263,678	
Revenue vs. Expenses - Differential				\$8,200

Kroger Company	\$25,000
Contract Construction	\$10,000
Carr Legal Group	\$10,000
The Greenery	\$5,500
Players Fund	\$6,700
Equity Payment, Inc.	\$5,500
Steve & Becky Schuckenbrock	\$5,500
Heritage Classic Foundation	\$5,500
Sonesta Resort	\$7,500
Churchich Recreation & Design	\$2,750
Kolcun Tree Care	\$2,750
Rockfish Seafood & Steaks	\$2,750
Art Café	\$2,750
Burr & Forman LLP	\$2,750
Correll Group Insurance of Hilton Head	\$2,750
Finn Law Firm PC	\$2,750
Top Dawg Tavern	\$2,750
PGA TOUR Superstore Hilton Head	\$1,250
Oak Advisors, LLC	\$1,250
Signature Catering & Events by SERG	\$1,250
The Wedgeworth Team of Charter One Realty	\$1,250
McGriff Insurance Services	\$1,250
Spartina 449	\$1,250
Finger, Melnick, Brooks & LaBruce, PA	\$1,250
Custom Audio Video	\$1,250
International Educational Exchange, Inc.	\$1,250
Complete Network	\$1,250
Reilley's Mortgage Network Match Play Championship	\$1,250
Reilley's Bar & Grill	\$1,250
Pinnacle Financial Partners	\$1,250
Charter One Realty - The Reed Team/Andy Reed	\$1,250
Lowcountry Shelving & Glass	\$1,250
Hilton Head BMW	\$1,250
SouthState Bank	\$1,250
Budget Blinds of Hilton Head	\$1,250
RA Dextraze & Associates	\$1,250

Suburban Propane	\$1,250
Monster Tree Service	\$1,250
Rollers Wine and Spirits	\$1,250
ProPump & Controls Inc.	\$1,250
Dan Huber	\$500
	\$132,450

University of Alabama	\$4,500
Arizona State University	\$4,500
University of Arkansas	\$2,500
Auburn University	\$4,500
Baylor University	\$4,500
Duke University	\$4,500
Furman University	\$4,500
University of Georgia	\$4,500
Howard University	\$900
University of Kentucky	\$4,500
Louisiana State University	\$4,500
Northwestern University	\$4,500
University of Oregon	\$4,500
University of South Carolina	\$4,250
University of Texas	\$4,500
Vanderbilt University	\$4,500
University of Virginia	\$4,500
Wake Forest University	\$4,500
	\$75,150
	\$940
	\$76,090

Housing:

\$2,500

\$2,500

\$2,500

\$2,494.03

\$2,500

\$2,500

\$1,500.00

Was \$2,500, then refund from Island Getaway. Then paid for GA Alu

\$2,487.03

\$2,286

\$2,853.77

\$2,350.50

\$2,304.70

\$2,500

\$2,273.95

\$2,500

\$36,050

umni house.

Darius Rucker Intercollegiate - 2022 ACTUALS

REVENUE:	Qty #	Amount	Total	Totals
Team Entry Fees - Paid by Check	10	\$3,750	\$37,500	
Team Entry Fees - Paid by Credit Card	5	\$3,850	\$19,250	
Team Entry Fee - University of Arkansas	1	\$2,250	\$2,250	
Team Entry Fee - USC + Extra Night	1	\$4,100	\$4,100	
				\$63,100
Total Sponsor Revenue				\$120,900
Concert Ticket Sales to Long Cove Club Members	60	\$200		\$12,000
ATAX Grant Reimbursement				\$24,595
TOTAL REVENUE:				\$220,595
EXPENSES:				
DONATION				
Donation to MUSC Children's Hospital - Honor of Darius Rucker				\$5,000.00
CONCERT				
Arts Center of Coastal Carolina Rental/Labor/Fees			\$7,340	
Sonesta - Band/Driver 1			\$164	
Second Night to Secure Early Check In			\$167	
Sonesta - Band/Driver 2			\$164	
Second Night to Secure Early Check In			\$167	
Sonesta - Band/Driver 3			\$164	
Second Night to Secure Early Check In			\$167	
Sonesta - Band Crew 1			\$334	
Sonesta - Band Crew 2			\$334	
Band - Darius Productions Costs & Rentals			\$24,017	
Pre-Concert Reception at Arts Center (SERG)			\$11,690	
Pre-Concert Reception at Arts Center (Beverages)			\$6,843	
Backstage Catering for Band (SERG)			\$2,996	
Snacks/supplies purchased by H & H for Band			\$1,097	
After Show for Band - Giuseppe's Pizza			\$381	
Security at Arts Center via Coastal Security			\$435	
				\$56,460.00
SIGNAGE/MATERIALS				
Half Priced Banners - Entry Signs			\$101	
Half Priced Banners - Parking Signs			\$91	
Island Printer - Team Scroll			\$34	
Accurate Lithography - DRI Sponsor Posters			\$254	

Fairway Forms - DRI Business Size Envelopes			\$215	
Fairway Forms - DRI Notecards			\$157	
Parking Sign Purchased by Willie Rice			\$21	
				\$873
TEAM HOUSING				
Team Housing	5	\$2,000	\$10,000	
Team Housing	1	\$2,350	\$2,350	
Team Housing	4	\$2,025	\$8,100	
Team Housing	5	\$1,900	\$9,500	
Team Housing	1	\$2,051	\$2,051	
				\$32,001
SPONSOR PARTY KICKOFF				
Food			\$11,340	
Beverage			\$3,681	
Tax and 20% Gratuity			\$1,000	
				\$16,021
TEAM/VOLUNTEER MEALS				
Sunday Breakfast/Lunch			\$6,660	
Sunday On-Course Snacks			\$400	
Sunday Tax & Gratuity			\$557	
Monday Breakfast/Lunch			\$7,770	
Monday On-Course Snacks			\$400	
Monday Pre-Concert Players/Coaches Dinner			\$5,400	
Monday Tax & Gratuity			\$1,170	
Tuesday Breakfast/Lunch			\$7,770	
Tuesday On-Course Snacks			\$400	
Tuesday Tax & Gratuity			\$738	
Wednesday Breakfast/Lunch			\$7,770	
Wednesday On-Course Snacks			\$400	
Wednesday Tax & Gratuity			\$738	
				\$40,173
PHOTOGRAPHY				
Team Photos at Concert - Willie Rice				\$675
SCORING				
Rules Official Fee - Mike Murphy			\$800	
Golf Stat / Scoring Service	1	\$3,760	\$3,760	
Sonesta Hotel for Marcus El			\$836	
				\$5,396
GIFTS / UNIFORMS				
Blankets for Teams & Sponsor Gifts - MV Sports			\$3,665	
SIC Cups for Top Sponsors			\$1,056	

Trophies (Heritage Creations)			\$2,342	
Hats for Teams & Volunteer Uniforms - Imperial			\$3,904	
Visors for Volunteer Uniforms - Imperial			\$609	
Shirts for The Greenery per Oppie			\$261	
Levelwear Volunteer Uniform Jackets			\$7,049	
Additional Levelwear Order for Volunteers			\$1,167	
Staff Shirts for Clubhouse Staff (Cutter & Buck)			\$633	
Levelwear Credit - Sample Return			-\$190	
Levelwear Credit - Sample Return			-\$70	
Levelwear Special Order			\$82	
Levelwear Special Order			\$202	
Inventory from Pro Shop to DRI			\$119	
		Subtotal	\$20,829	
Credit to DRI - Inventory moved to Pro Shop		Credit	(\$1,796)	
				\$19,033
MISCELLANEOUS				
Gratuities for Bag Drop Personnel	1	\$800	\$800	
Gift Cards for Bag Drop Personnel via Rob Ryan	1	\$436	\$436	
Long Cove Club Golf Course Usage Fee	1	\$3,750	\$3,750	
Ashley Davis Intern #1 Pay	1	\$770	\$770	
Ashley Davis Intern #2 Pay	1	\$770	\$770	
Sonesta - Room for Ashley's Interns	1	\$669	\$669	
New DRI Course Flags - National Golf Graphics	1	\$601	\$601	
Reimbursement Expense - Oppie Lunch w/Greenery	1	\$48	\$48	
Reimbursement Expense - Adam	1	\$54	\$54	
Grayco - Trash Cans for Golf Channel	1	\$926	\$926	
Tents (one time cost)	1	\$848	\$848	
Flag Pole Rings (Harold)	1	\$137	\$137	
				\$9,809
SPECTATOR SURVEY				
USCB Crowd Survey	1	\$1,500	\$1,500	
Survey Giveaway - Swedish Fish	1		\$258	
				\$1,758
SPECTATOR PARKING				
Rental of Central Church Parking Lot	3	\$500	\$1,500	
Parking Shuttle for Spectators - Deposit			\$408	
Parking Shuttle for Spectators - Balance			\$3,671	
				\$5,579
MARKETING				
PGA Carolinas Golf Magazine		\$3,000		
PGA Carolinas Golf Express		\$2,000		
PGA Golf Georgia Magazine & Golf Georgia Plus		\$6,500		
Bryne Media - Digital Marketing		\$2,000		
Coastal Marketing Strategies		\$1,000		
WanderLuxe - Alyssa Whitehouse Design Services		\$725		
Island Packet Advertising		\$2,100		

The Bluffton Sun/Hilton Head Sun		\$1,316		
Hilton Head Monthly Magazine		\$1,786		
CH2 Magazine		\$1,670		
Local Life Magazine		\$2,052		
				\$24,149
TOTAL EXPENSES:				\$216,927
Revenue vs. Expenses - Differential				\$3,668

Starting Reserve Funds	\$19,464
Ending Reserve Funds	\$23,132

Team Housing Breakdown

5	\$2,000	\$10,000	
1	\$2,350	\$2,350	
4	\$2,025	\$8,100	
5	\$1,900	\$9,500	
1	\$2,051	\$2,051	
			\$32,001

Vacation Homes of HH	\$13,551	\$1,000	\$950	\$950	\$950	\$950	\$950	\$950	\$950	\$1,001
Island Getaway	\$10,100	\$1,000	\$1,000	\$1,000	\$1,000	\$1,000	\$1,000	\$1,025	\$1,025	
Vacasa	\$4,350	\$2,000	\$2,350							
Gould Property Management	\$4,000	\$4,000								

Total	\$32,001
--------------	-----------------

-\$1,000	\$50	\$950	\$950	\$950	\$950	\$950	\$1,000	\$1,001	\$50
\$1,025	\$1,025								

2022 School Entry Fees

South Carolina	\$4,100	
Alabama		
Arizona State	\$3,750	
Arkansas	\$2,250	
Auburn		
Baylor		Credit Card
Duke	\$3,750	\$3,850
Furman	\$3,750	\$3,850
Georgia	\$3,750	\$3,850
Kentucky	\$3,750	\$3,850
Louisiana State		\$3,850
Louisville	\$3,750	\$19,250
North Carolina	\$3,750	
Northwestern	\$3,750	Total Entry Fees
Texas		\$63,100
Vanderbilt	\$3,750	
Wake Forest	\$3,750	
	\$43,850	

Member Concert Tickets

\$8,800

\$600

\$800

\$1,000

\$200

\$200

\$200

\$1,200

\$13,000

\$12,000

Credits:

\$400

\$400

\$200

\$1,000

2023 tax returns for Long Cove Club are not yet available. I have included returns from 2021 and 2022 since those are the two most recent returns that are complete and available.

Our auditing company is currently finalizing our returns for the year ending December 31, 2023 and they won't be available until approximately September 2024.

Per the IRS Form 990 Alternate Explanation attached to this application:

Legally, Long Cove Club is organized as a non-profit organization under the statutes of SC law. However, just because legally the club is organized as a non-profit does not necessarily mean that the Club is tax exempt for IRS purposes. Because the Club is a CIRA (Property Owners Association), it does not qualify to apply for tax exempt status from the IRS. But does have non-profit legal status.

From our Accounting Firm:

Jackie Sullivan, CPA

RSM US LLP

5551 Ridgewood Drive, Suite 401, Naples, FL, 34108

(239) 513-6583

jackie.sullivan@rsmus.com

www.rsmus.com

Mr. Matthew Ramsey, CFO
Long Cove Club Owner's Association, Inc.
399 Long Cove Dr
Hilton Head Island, SC 29928-6152

Dear Mr. Ramsey:

We have prepared and enclosed your 2022 Corporation income tax returns for the year ended December 31, 2022.

This return has qualified for electronic filing. After you have reviewed the return for completeness and accuracy, please sign, date and return Form 8879-CORP to our office. We will transmit your return electronically to the IRS, and no further action is required. Return federal Form 8879-CORP to us by October 16, 2023.

No payment is required as you are to receive a refund in the amount of \$1,004.

The South Carolina Form SC1120 return has qualified for electronic filing. After you have reviewed your return for completeness and accuracy, please sign, date and return Form SC8453C to our office. We will then transmit your return electronically to the SCDOR. Do not mail the paper copy of the return to the SCDOR. Return Form SC8453C to us by October 16, 2023.

No payment is required with this return when filed.

Regards,

Christopher Cecil
Senior Manager

RSM US LLP
1555 PALM BEACH LAKES BLVD., SUITE 500
WEST PALM BEACH, FL 33401

LONG COVE CLUB OWNER'S ASSOCIATION INC.
399 LONG COVE DR
HILTON HEAD ISLAND, SC 29928-6152

|||||

CLIENT COPY

2022 TAX RETURN FILING INSTRUCTIONS

U.S. CORPORATION INCOME TAX RETURN

FOR THE YEAR ENDING

December 31, 2022

Prepared For:

Long Cove Club Owner's Association Inc.
399 Long Cove Dr
Hilton Head Island, SC 29928-6152

Prepared By:

RSM US LLP
1555 Palm Beach Lakes Blvd., Suite 500
West Palm Beach, FL 33401

To be Signed and Dated By:

The appropriate corporate officer(s).

Amount of Tax:

Total tax	\$	0
Less: payments and credits	\$	1,004
Plus: interest and penalties	\$	0
Overpayment	\$	1,004

Overpayment:

Credit to your estimated tax	\$	0
Refunded to you	\$	1,004

Make Check Payable To:

Not Applicable

Mail Tax Return and Check (if applicable) To:

This return has qualified for electronic filing. After you have reviewed the return for accuracy, please sign, date and return Form 8879-CORP to our office. We will transmit your return electronically to the IRS, and no further action is required.

Return Must be Mailed on or Before:

Return federal Form 8879-CORP to us by October 16, 2023.

Special Instructions:

E-file Authorization for Corporations

(December 2022)

For calendar year 2022, or tax year beginning _____, 2022, ending _____, 20__

OMB No. 1545-0123

Department of the Treasury
Internal Revenue Service

Do not send to the IRS. Keep for your records.
Go to www.irs.gov/Form8879CORP for the latest information.

Name of corporation LONG COVE CLUB OWNER'S ASSOCIATION INC.	Employer identification number ** - *** 2304
---	--

Part I Information (Whole dollars only)

1 Total income (Form 1120, line 11)	1	10,118,779.
2 Total income (Form 1120-F, Section II, line 11)	2	
3 Total income (loss) (Form 1120-S, line 6)	3	

Part II Declaration and Signature Authorization of Officer. Be sure to get a copy of the corporation's return.

Under penalties of perjury, I declare that I am an officer of the above corporation and that I have examined a copy of the corporation's electronic income tax return and accompanying schedules and statements and to the best of my knowledge and belief, they are true, correct, and complete. I further declare that the amounts in Part I above are the amounts shown on the copy of the corporation's electronic income tax return. I consent to allow my electronic return originator (ERO), transmitter, or intermediate service provider to send the corporation's return to the IRS and to receive from the IRS (a) an acknowledgment of receipt or reason for rejection of the transmission, (b) the reason for any delay in processing the return or refund, and (c) the date of any refund. If applicable, I authorize the U.S. Treasury and its designated Financial Agent to initiate an electronic funds withdrawal (direct debit) entry to the financial institution account indicated in the tax preparation software for payment of the corporation's federal taxes owed on this return, and the financial institution to debit the entry to this account. To revoke a payment, I must contact the U.S. Treasury Financial Agent at **1-888-353-4537** no later than 2 business days prior to the payment (settlement) date. I also authorize the financial institutions involved in the processing of the electronic payment of taxes to receive confidential information necessary to answer inquiries and resolve issues related to the payment. I have selected a personal identification number (PIN) as my signature for the corporation's electronic income tax return and, if applicable, the corporation's consent to electronic funds withdrawal.

Officer's PIN: check one box only

- I authorize RSM US LLP to enter my PIN **12304** as my signature on the corporation's electronically filed income tax return.
ERO firm name do not enter all zeros
- As an officer of the corporation, I will enter my PIN as my signature on the corporation's electronically filed income tax return.

Officer's signature _____ Date _____ Title CFO

Part III Certification and Authentication

ERO's EFIN/PIN. Enter your six-digit EFIN followed by your five-digit self-selected PIN. **60653153722**
do not enter all zeros

I certify that the above numeric entry is my PIN, which is my signature on the electronically filed income tax return for the corporation indicated above. I confirm that I am submitting this return in accordance with the requirements of **Pub. 3112**, IRS *e-file* Application and Participation, and **Pub. 4163**, Modernized e-File (MeF) Information for Authorized IRS *e-file* Providers for Business Returns.

ERO's signature RSM US LLP Date 09/20/23

ERO Must Retain This Form - See Instructions
Do Not Submit This Form to the IRS Unless Requested To Do So

For Paperwork Reduction Act Notice, see instructions.

Form **8879-CORP** (12-2022)

LHA

Application for Automatic Extension of Time To File Certain Business Income Tax, Information, and Other Returns
 ▶ **File a separate application for each return.**
 ▶ **Go to www.irs.gov/Form7004 for instructions and the latest information.**

Print or Type	Name LONG COVE CLUB OWNER'S ASSOCIATION INC.	Identifying number ** - *** 2304
	Number, street, and room or suite no. (If P.O. box, see instructions.) 399 LONG COVE DR	
	City, town, state, and ZIP code (If a foreign address, enter city, province or state, and country (follow the country's practice for entering postal code).) HILTON HEAD ISLAND, SC 29928-6152	

Note: File request for extension by the due date of the return. See instructions before completing this form.

Part I Automatic Extension for Certain Business Income Tax, Information, and Other Returns. See instructions.

1 Enter the form code for the return listed below that this application is for 12

Application Is For:	Form Code	Application Is For:	Form Code
Form 706-GS(D)	01	Form 1120-ND (section 4951 taxes)	20
Form 706-GS(T)	02	Form 1120-PC	21
Form 1041 (bankruptcy estate only)	03	Form 1120-POL	22
Form 1041 (estate other than a bankruptcy estate)	04	Form 1120-REIT	23
Form 1041 (trust)	05	Form 1120-RIC	24
Form 1041-N	06	Form 1120S	25
Form 1041-QFT	07	Form 1120-SF	26
Form 1042	08	Form 3520-A	27
Form 1065	09	Form 8612	28
Form 1066	11	Form 8613	29
Form 1120	12	Form 8725	30
Form 1120-C	34	Form 8804	31
Form 1120-F	15	Form 8831	32
Form 1120-FSC	16	Form 8876	33
Form 1120-H	17	Form 8924	35
Form 1120-L	18	Form 8928	36
Form 1120-ND	19		

Part II All Filers Must Complete This Part

- 2 If the organization is a foreign corporation that does not have an office or place of business in the United States, check here
- 3 If the organization is a corporation and is the common parent of a group that intends to file a consolidated return, check here
 If checked, attach a statement listing the name, address, and employer identification number (EIN) for each member covered by this application.
- 4 If the organization is a corporation or partnership that qualifies under Regulations section 1.6081-5, check here
- 5a The application is for calendar year 2022, or tax year beginning _____, and ending _____
- b **Short tax year.** If this tax year is less than 12 months, check the reason: Initial return Final return
 Change in accounting period Consolidated return to be filed Other (See instructions - attach explanation.)

6 Tentative total tax	6	0.
7 Total payments and credits. See instructions	7	0.
8 Balance due. Subtract line 7 from line 6. See instructions	8	0.

LHA For Privacy Act and Paperwork Reduction Act Notice, see separate instructions.

Department of the Treasury Internal Revenue Service

For calendar year 2022 or tax year beginning _____, ending _____

2022

Go to www.irs.gov/Form1120 for instructions and the latest information.

A Check if: 1a Consolidated return (attach Form 851) ... B Employer identification number ** - *** 2304 C Date incorporated 04/14/1981 D Total assets (see instructions) \$ 21,077,596. E Check if: (1) Initial return (2) Final return (3) Name change (4) Address change

Income section table with rows 1a-11. 1a Gross receipts or sales 2,484,978. 1b Returns and allowances. 1c Balance. Subtract line 1b from line 1a 2,484,978. 2 Cost of goods sold 1,392,689. 3 Gross profit 1,092,289. 4 Dividends and inclusions. 5 Interest SEE STATEMENT 1 60,987. 6 Gross rents. 7 Gross royalties. 8 Capital gain net income. 9 Net gain or (loss) from Form 4797, Part II, line 17 -55,539. 10 Other income SEE STATEMENT 2 9,021,042. 11 Total income 10,118,779.

Deductions section table with rows 12-29c. 12 Compensation of officers. 13 Salaries and wages 5,287,341. 14 Repairs and maintenance. 15 Bad debts. 16 Rents. 17 Taxes and licenses SEE STATEMENT 3 64,475. 18 Interest. 19 Charitable contributions. 20 Depreciation from Form 4562 not claimed on Form 1125-A or elsewhere on return 2,183,758. 21 Depletion. 22 Advertising. 23 Pension, profit-sharing, etc., plans. 24 Employee benefit programs 1,082,949. 25 Reserved for future use. 26 Other deductions SEE STATEMENT 4 1,477,884. 27 Total deductions 10,096,407. 28 Taxable income before net operating loss deduction and special deductions 22,372. 29a Net operating loss deduction STATEMENT 5 22,372. 29b Special deductions. 29c Add lines 29a and 29b 22,372.

Tax, Refundable Credits, and Payments section table with rows 30-37. 30 Taxable income 0. 31 Total tax 0. 32 Reserved for future use. 33 Total payments and credits 1,004. 34 Estimated tax penalty. 35 Amount owed 0. 36 Overpayment 1,004. 37 Enter amount from line 36 you want: Credited to 2023 estimated tax Refunded 1,004.

Sign Here section with signature line for Christopher Cecil, CFO, dated 09/20/23. Includes checkbox for 'May the IRS discuss this return with the preparer shown below?' checked Yes.

Paid and Preparer Use Only section with fields for Print/Type preparer's name (CHRISTOPHER CECIL), Preparer's signature, Date (09/20/23), Check if self-employed, PTIN (P01877773), Firm's name (RSM US LLP), Firm's EIN (** - *** 4325), Firm's address (1555 PALM BEACH LAKES BLVD., SUITE 500 WEST PALM BEACH, FL 33401), and Phone no. (561-712-4808).

Schedule C Dividends, Inclusions, and Special Deductions (see instructions)	(a) Dividends and inclusions	(b) %	(c) Special deductions (a) x (b)
1 Dividends from less-than-20%-owned domestic corporations (other than debt-financed stock)		50	
2 Dividends from 20%-or-more-owned domestic corporations (other than debt-financed stock)		65	
3 Dividends on certain debt-financed stock of domestic and foreign corporations		See Instructions	
4 Dividends on certain preferred stock of less-than-20%-owned public utilities		23.3	
5 Dividends on certain preferred stock of 20%-or-more-owned public utilities		26.7	
6 Dividends from less-than-20%-owned foreign corporations and certain FSCs		50	
7 Dividends from 20%-or-more-owned foreign corporations and certain FSCs		65	
8 Dividends from wholly owned foreign subsidiaries		100	
9 Subtotal. Add lines 1 through 8		See Instructions	
10 Dividends from domestic corporations received by a small business investment company operating under the Small Business Investment Act of 1958		100	
11 Dividends from affiliated group members		100	
12 Dividends from certain FSCs		100	
13 Foreign-source portion of dividends received from a specified 10%-owned foreign corporation (excluding hybrid dividends) (see instructions)		100	
14 Dividends from foreign corporations not included on line 3, 6, 7, 8, 11, 12, or 13 (including any hybrid dividends)			
15 Reserved for future use			
16a Subpart F inclusions derived from the sale by a controlled foreign corporation (CFC) of the stock of a lower-tier foreign corporation treated as a dividend (attach Form(s) 5471) (see instructions)		100	
b Subpart F inclusions derived from hybrid dividends of tiered corporations (attach Form(s) 5471) (see instructions)			
c Other inclusions from CFCs under subpart F not included on line 16a, 16b, or 17 (attach Form(s) 5471) (see instructions)			
17 Global Intangible Low-Taxed Income (GILTI) (attach Form(s) 5471 and Form 8992)			
18 Gross-up for foreign taxes deemed paid			
19 IC -DISC and former DISC dividends not included on line 1, 2, or 3			
20 Other dividends			
21 Deduction for dividends paid on certain preferred stock of public utilities			
22 Section 250 deduction (attach Form 8993)			
23 Total dividends and inclusions. Add column (a), lines 9 through 20. Enter here and on page 1, line 4			
24 Total special deductions. Add column (c), lines 9 through 22. Enter here and on page 1, line 29b			

Schedule J Tax Computation and Payment (see instructions)

Part I - Tax Computation

1	Check if the corporation is a member of a controlled group (attach Schedule O (Form 1120))	<input type="checkbox"/>	
2	Income tax. See instructions		0.
3	Base erosion minimum tax amount (attach Form 8991)		
4	Add lines 2 and 3		0.
5a	Foreign tax credit (attach Form 1118)	5a	
b	Credit from Form 8834 (see instructions)	5b	
c	General business credit (attach Form 3800)	5c	
d	Credit for prior year minimum tax (attach Form 8827)	5d	
e	Bond credits from Form 8912	5e	
6	Total credits. Add lines 5a through 5e	6	
7	Subtract line 6 from line 4	7	0.
8	Personal holding company tax (attach Schedule PH (Form 1120))	8	
9a	Recapture of investment credit (attach Form 4255)	9a	
b	Recapture of low-income housing credit (attach Form 8611)	9b	
c	Interest due under the look-back method-completed long-term contracts (attach Form 8697)	9c	
d	Interest due under the look-back method-income forecast method (attach Form 8866)	9d	
e	Alternative tax on qualifying shipping activities (attach Form 8902)	9e	
f	Interest/tax due under Section 453A(c) and/or Section 453(l)	9f	
g	Other (see instructions - attach statement)	9g	
10	Total. Add lines 9a through 9g	10	
11	Total tax. Add lines 7, 8, and 10. Enter here and on page 1, line 31	11	0.

Part II - Reserved For Future Use

12	Reserved for future use	12	
----	-------------------------	----	--

Part III - Payments and Refundable Credits

13	2021 overpayment credited to 2022	13	
14	2022 estimated tax payments	14	
15	2022 refund applied for on Form 4466	15	()
16	Combine lines 13, 14, and 15	16	
17	Tax deposited with Form 7004	17	
18	Withholding (see instructions)	18	
19	Total payments. Add lines 16, 17, and 18	19	
20	Refundable credits from:		
a	Form 2439	20a	
b	Form 4136	20b	1,004.
c	Reserved for future use	20c	
d	Other (attach statement - see instructions)	20d	
21	Total credits. Add lines 20a through 20d	21	1,004.
22	Reserved for future use	22	
23	Total payments and credits. Add lines 19 and 21. Enter here and on page 1, line 33	23	1,004.

Schedule K Other Information (see instructions)

1 Check accounting method: a <input type="checkbox"/> Cash b <input checked="" type="checkbox"/> Accrual c <input type="checkbox"/> Other (specify) _____		Yes	No
2 See the instructions and enter the:			
a Business activity code no. <u>531310</u>			
b Business activity <u>HOMEOWNERS ASSOCIATI</u>			
c Product or service <u>COMMON AREA MAINT</u>			
3 Is the corporation a subsidiary in an affiliated group or a parent-subsidiary controlled group? _____ If "Yes," enter name and EIN of the parent corporation _____			X
4 At the end of the tax year:			
a Did any foreign or domestic corporation, partnership (including any entity treated as a partnership), trust, or tax-exempt organization own directly 20% or more, or own, directly or indirectly, 50% or more of the total voting power of all classes of the corporation's stock entitled to vote? If "Yes," complete Part I of Schedule G (Form 1120) (attach Schedule G) _____			X
b Did any individual or estate own directly 20% or more, or own, directly or indirectly, 50% or more of the total voting power of all classes of the corporation's stock entitled to vote? If "Yes," complete Part II of Schedule G (Form 1120) (attach Schedule G) _____			X
5 At the end of the tax year, did the corporation:			
a Own directly 20% or more, or own, directly or indirectly, 50% or more of the total voting power of all classes of stock entitled to vote of any foreign or domestic corporation not included on Form 851 , Affiliations Schedule? For rules of constructive ownership, see instructions _____ If "Yes," complete (i) through (iv) below.			X
(i) Name of Corporation	(ii) Employer Identification Number (if any)	(iii) Country of Incorporation	(iv) Percentage Owned in Voting Stock
b Own directly an interest of 20% or more, or own, directly or indirectly, an interest of 50% or more in any foreign or domestic partnership (including an entity treated as a partnership) or in the beneficial interest of a trust? For rules of constructive ownership, see instructions _____ If "Yes," complete (i) through (iv) below.			X
(i) Name of Entity	(ii) Employer Identification Number (if any)	(iii) Country of Organization	(iv) Maximum Percentage Owned in Profit, Loss, or Capital
6 During this tax year, did the corporation pay dividends (other than stock dividends and distributions in exchange for stock) in excess of the corporation's current and accumulated earnings and profits? See sections 301 and 316 _____ If "Yes," file Form 5452 , Corporate Report of Nondividend Distributions. See the instructions for Form 5452. If this is a consolidated return, answer here for the parent corporation and on Form 851 for each subsidiary.			X
7 At any time during the tax year, did one foreign person own, directly or indirectly, at least 25% of the total voting power of all classes of the corporation's stock entitled to vote or at least 25% of the total value of all classes of the corporation's stock? _____ For rules of attribution, see section 318. If "Yes," enter: (a) Percentage owned _____ and (b) Owner's country _____ (c) The corporation may have to file Form 5472 , Information Return of a 25% Foreign-Owned U.S. Corporation or a Foreign Corporation Engaged in a U.S. Trade or Business. Enter the number of Forms 5472 attached _____			X
8 Check this box if the corporation issued publicly offered debt instruments with original issue discount _____ If checked, the corporation may have to file Form 8281 , Information Return for Publicly Offered Original Issue Discount Instruments.			
9 Enter the amount of tax-exempt interest received or accrued during the tax year \$ _____			
10 Enter the number of shareholders at the end of the tax year (if 100 or fewer) _____			
11 If the corporation has an NOL for the tax year and is electing to forego the carryback period, check here _____ If the corporation is filing a consolidated return, the statement required by Regulations section 1.1502-21(b)(3) must be attached or the election will not be valid.			
12 Enter the available NOL carryover from prior tax years (do not reduce it by any deduction reported on page 1, line 29a.) _____ \$ 4,015,632.			

Schedule K Other Information (continued from page 4)

	Yes	No
13 Are the corporation's total receipts (page 1, line 1a, plus lines 4 through 10) for the tax year and its total assets at the end of the tax year less than \$250,000? If "Yes," the corporation is not required to complete Schedules L, M-1, and M-2. Instead, enter the total amount of cash distributions and the book value of property distributions (other than cash) made during the tax year \$ _____		X
14 Is the corporation required to file Schedule UTP (Form 1120), Uncertain Tax Position Statement? See instructions If "Yes," complete and attach Schedule UTP.		X
15a Did the corporation make any payments in 2022 that would require it to file Form(s) 1099?	X	
b If "Yes," did or will the corporation file required Form(s) 1099?	X	
16 During this tax year, did the corporation have an 80%-or-more change in ownership, including a change due to redemption of its own stock?		X
17 During or subsequent to this tax year, but before the filing of this return, did the corporation dispose of more than 65% (by value) of its assets in a taxable, non-taxable, or tax deferred transaction?		X
18 Did the corporation receive assets in a section 351 transfer in which any of the transferred assets had a fair market basis or fair market value of more than \$1 million?		X
19 During the corporation's tax year, did the corporation make any payments that would require it to file Forms 1042 and 1042-S under chapter 3 (sections 1441 through 1464) or chapter 4 (sections 1471 through 1474) of the Code?		X
20 Is the corporation operating on a cooperative basis?		X
21 During the tax year, did the corporation pay or accrue any interest or royalty for which the deduction is not allowed under section 267A? See instructions If "Yes," enter the total amount of the disallowed deductions \$ _____		X
22 Does the corporation have gross receipts of at least \$500 million in any of the 3 preceding tax years? (See sections 59A(e)(2) and (3)) If "Yes," complete and attach Form 8991.		X
23 Did the corporation have an election under section 163(j) for any real property trade or business or any farming business in effect during the tax year? See instructions		X
24 Does the corporation satisfy one or more of the following? See instructions		X
a The corporation owns a pass-through entity with current, or prior year carryover, excess business interest expense.		
b The corporation's aggregate average annual gross receipts (determined under section 448(c)) for the 3 tax years preceding the current tax year are more than \$27 million and the corporation has business interest expense.		
c The corporation is a tax shelter and the corporation has business interest expense. If "Yes," complete and attach Form 8990.		
25 Is the corporation attaching Form 8996 to certify as a Qualified Opportunity Fund?		X
If "Yes," enter amount from Form 8996, line 15 \$ _____		
26 Since December 22, 2017, did a foreign corporation directly or indirectly acquire substantially all of the properties held directly or indirectly by the corporation, and was the ownership percentage (by vote or value) for purposes of section 7874 greater than 50% (for example, the shareholders held more than 50% of the stock of the foreign corporation)? If "Yes," list the ownership percentage by vote and by value. See instructions		X
Percentage: By Vote		
By Value		

Schedule L Balance Sheets per Books	Beginning of tax year		End of tax year	
	(a)	(b)	(c)	(d)
Assets				
1 Cash		3,670,205.		2,622,464.
2a Trade notes and accounts receivable	229,375.		233,228.	
b Less allowance for bad debts	()	229,375.	()	233,228.
3 Inventories		172,573.		292,840.
4 U.S. government obligations				2,700,798.
5 Tax-exempt securities				
6 Other current assets (att. stmt.) STMT 6		25,925.		23,696.
7 Loans to shareholders				
8 Mortgage and real estate loans				
9 Other investments (att. stmt.)				
10a Buildings and other depreciable assets	29,252,421.		30,089,903.	
b Less accumulated depreciation	(17,222,444.)	12,029,977.	(18,698,355.)	11,391,548.
11a Depletable assets				
b Less accumulated depletion	()		()	
12 Land (net of any amortization)		2,792,790.		2,792,790.
13a Intangible assets (amortizable only)				
b Less accumulated amortization	()		()	
14 Other assets (att. stmt.) STMT 7		239,689.		1,020,232.
15 Total assets		19,160,534.		21,077,596.
Liabilities and Shareholders' Equity				
16 Accounts payable		401,047.		557,815.
17 Mortgages, notes, bonds payable in less than 1 year		30,392.		350,792.
18 Other current liabilities (att. stmt.) STMT 8		512,225.		595,168.
19 Loans from shareholders				
20 Mortgages, notes, bonds payable in 1 year or more		170,000.		297,756.
21 Other liabilities (att. stmt.)				
22 Capital stock: a Preferred stock				
b Common stock				
23 Additional paid-in capital		13,667,365.		16,409,499.
24 Retained earnings - Appropriated (attach statement)				
25 Retained earnings - Unappropriated		4,379,505.		2,866,566.
26 Adjustments to shareholders' equity (attach statement)				
27 Less cost of treasury stock		()		()
28 Total liabilities and shareholders' equity		19,160,534.		21,077,596.

Schedule M-1 Reconciliation of Income (Loss) per Books With Income per Return
 Note: The corporation may be required to file Schedule M-3. See instructions.

1 Net income (loss) per books		7 Income recorded on books this year not included on this return (itemize):	
2 Federal income tax per books		Tax-exempt interest \$	
3 Excess of capital losses over capital gains			
4 Income subject to tax not recorded on books this year (itemize):		8 Deductions on this return not charged against book income this year (itemize):	
5 Expenses recorded on books this year not deducted on this return (itemize):		a Depreciation \$	
a Depreciation \$		b Charitable contributions \$	
b Charitable contributions \$			
c Travel and entertainment \$		9 Add lines 7 and 8	
6 Add lines 1 through 5		10 Income (page 1, line 28) - line 6 less line 9	

Schedule M-2 Analysis of Unappropriated Retained Earnings per Books (Schedule L, Line 25)			
1 Balance at beginning of year	4,379,505.	5 Distributions: a Cash	
2 Net income (loss) per books	-1,512,939.	b Stock	
3 Other increases (itemize):		c Property	
		6 Other decreases (itemize):	
4 Add lines 1, 2, and 3	2,866,566.	7 Add lines 5 and 6	
		8 Balance at end of year (line 4 less line 7)	2,866,566.

Cost of Goods Sold

(Rev. November 2018)

▶ **Attach to Form 1120, 1120-C, 1120-F, 1120S, or 1065.**

OMB No. 1545-0123

Department of the Treasury
Internal Revenue Service

▶ **Go to www.irs.gov/Form1125A for the latest information.**

Name **LONG COVE CLUB OWNER'S ASSOCIATION INC.** Employer identification number **** - *** 2304**

1	Inventory at beginning of year	1	172,573.
2	Purchases	2	1,512,956.
3	Cost of labor	3	
4	Additional section 263A costs (attach schedule)	4	
5	Other costs (attach schedule)	5	
6	Total. Add lines 1 through 5	6	1,685,529.
7	Inventory at end of year	7	292,840.
8	Cost of goods sold. Subtract line 7 from line 6. Enter here and on Form 1120, page 1, line 2 or the appropriate line of your tax return. See instructions	8	1,392,689.

- 9 a** Check all methods used for valuing closing inventory:
- (i) Cost
 - (ii) Lower of cost or market
 - (iii) Other (Specify method used and attach explanation) ▶ _____
- b** Check if there was a writedown of subnormal goods ▶
- c** Check if the LIFO inventory method was adopted this tax year for any goods (if checked, attach Form 970) ▶
- d** If the LIFO inventory method was used for this tax year, enter amount of closing inventory computed under LIFO **9d** _____
- e** If property is produced or acquired for resale, do the rules of Section 263A apply to the entity? See instructions Yes No
- f** Was there any change in determining quantities, cost, or valuations between opening and closing inventory? Yes No
If "Yes," attach explanation.

For Paperwork Reduction Act Notice, see separate instructions.

Form 1125-A (Rev. 11-2018)

Credit for Federal Tax Paid on Fuels

Go to www.irs.gov/Form4136 for instructions and the latest information.

Name (as shown on your income tax return)

Taxpayer identification number

LONG COVE CLUB OWNER'S ASSOCIATION INC.

**** - ***2304**

Caution: Claimant has the name and address of the person who sold the fuel to the claimant and the dates of purchase. For claims on lines 1c and 2b (type of use 13 or 14), 3d, 4c, and 5, claimant has not waived the right to make the claim. For claims on lines 1c and 2b (type of use 13 or 14), claimant certifies that a certificate has not been provided to the credit card issuer.

1 Nontaxable Use of Gasoline

Note: CRN is credit reference number.

	(a) Type of use	(b) Rate	(c) Gallons	(d) Amount of credit	(e) CRN
a	Off-highway business use	\$.183	5,489	\$ 1,004.	362
b	Use on a farm for farming purposes	.183			
c	Other nontaxable use (see Caution above line 1)	.183			
d	Exported	.184			411

2 Nontaxable Use of Aviation Gasoline

	(a) Type of use	(b) Rate	(c) Gallons	(d) Amount of credit	(e) CRN
a	Use in commercial aviation (other than foreign trade)	\$.15		\$	354
b	Other nontaxable use (see Caution above line 1)	.193			324
c	Exported	.194			412
d	LUST tax on aviation fuels used in foreign trade	.001			433

3 Nontaxable Use of Undyed Diesel Fuel

Claimant certifies that the diesel fuel did not contain visible evidence of dye.

Exception. If any of the diesel fuel included in this claim **did** contain visible evidence of dye, attach an explanation and check here

	(a) Type of use	(b) Rate	(c) Gallons	(d) Amount of credit	(e) CRN
a	Nontaxable use	\$.243		\$	360
b	Use on a farm for farming purposes	.243			
c	Use in trains	.243			
d	Use in certain intercity and local buses (see Caution above line 1)	.17			350
e	Exported	.244			413

4 Nontaxable Use of Undyed Kerosene (Other Than Kerosene Used in Aviation)

Claimant certifies that the kerosene did not contain visible evidence of dye.

Exception. If any of the kerosene included in this claim **did** contain visible evidence of dye, attach an explanation and check here

	(a) Type of use	(b) Rate	(c) Gallons	(d) Amount of credit	(e) CRN
a	Nontaxable use taxed at \$.244	\$.243		\$	346
b	Use on a farm for farming purposes	.243			
c	Use in certain intercity and local buses (see Caution above line 1)	.17			
d	Exported	.244			414
e	Nontaxable use taxed at \$.044	.043			377
f	Nontaxable use taxed at \$.219	.218			369

LHA For Paperwork Reduction Act Notice, see the separate instructions.

Form **4136** (2022)

5 Kerosene Used in Aviation

	(a) Type of use	(b) Rate	(c) Gallons	(d) Amount of credit	(e) CRN
a	Kerosene used in commercial aviation (other than foreign trade) taxed at \$.244	\$.200		\$	417
b	Kerosene used in commercial aviation (other than foreign trade) taxed at \$.219	.175			355
c	Nontaxable use (other than use by state or local government) taxed at \$.244	.243			346
d	Nontaxable use (other than use by state or local government) taxed at \$.219	.218			369
e	LUST tax on aviation fuels used in foreign trade	.001			433

6 Sales by Registered Ultimate Vendors of Undyed Diesel Fuel

Registration No.

Claimant certifies that it sold the diesel fuel at a tax-excluded price, repaid the amount of tax to the buyer, or has obtained the written consent of the buyer to make the claim. Claimant certifies that the diesel fuel did not contain visible evidence of dye.

Exception. If any of the diesel fuel included in this claim **did** contain visible evidence of dye, attach an explanation and check here

	(b) Rate	(c) Gallons	(d) Amount of credit	(e) CRN
a	Use by a state or local government	\$.243	\$	360
b	Use in certain intercity and local buses	.17		350

7 Sales by Registered Ultimate Vendors of Undyed Kerosene (Other Than Kerosene For Use in Aviation)

Registration No.

Claimant certifies that it sold the kerosene at a tax-excluded price, repaid the amount of tax to the buyer, or has obtained the written consent of the buyer to make the claim. Claimant certifies that the kerosene did not contain visible evidence of dye.

Exception. If any of the kerosene included in this claim **did** contain visible evidence of dye, attach an explanation and check here

	(b) Rate	(c) Gallons	(d) Amount of credit	(e) CRN
a	Use by a state or local government	\$.243	\$	346
b	Sales from a blocked pump	.243		
c	Use in certain intercity and local buses	.17		

8 Sales by Registered Ultimate Vendors of Kerosene For Use in Aviation.

Registration No.

Claimant sold the kerosene for use in aviation at a tax-excluded price and has not collected the amount of tax from the buyer, repaid the amount of tax to the buyer, or has obtained the written consent of the buyer to make the claim. See the instructions for additional information to be submitted.

	(a) Type of use	(b) Rate	(c) Gallons	(d) Amount of credit	(e) CRN
a	Use in commercial aviation (other than foreign trade) taxed at \$.219	\$.175		\$	355
b	Use in commercial aviation (other than foreign trade) taxed at \$.244	.200			417
c	Nonexempt use in noncommercial aviation	.025			418
d	Other nontaxable uses taxed at \$.244	.243			346
e	Other nontaxable uses taxed at \$.219	.218			369
f	LUST tax on aviation fuels used in foreign trade	.001			433

9 Reserved for future use

		Registration No.		
	(b) Rate	(c) Gallons of alcohol	(d) Amount of credit	(e) CRN
a	Reserved for future use		\$	
b	Reserved for future use			

10 Biodiesel, Renewable Diesel, or Sustainable Aviation Fuel Mixture Credit

Registration No.

Biodiesel or renewable diesel mixtures. Claimant produced a mixture by mixing biodiesel with diesel fuel (or renewable diesel with liquid fuel (other than renewable diesel). The biodiesel used to produce the biodiesel mixture met ASTM D6751 and met EPA's registration requirements for fuels and fuel additives. The renewable diesel used to produce the renewable diesel mixture was derived from biomass, met EPA's registration requirements for fuels and fuel additives, and met ASTM D975, D396, or other equivalent standard approved by the IRS.

Sustainable aviation fuel (SAF) mixtures. Claimant produced a qualified mixture by mixing SAF with kerosene. The qualified mixture was produced by the claimant in the United States, such mixture was used by the claimant (or sold by the claimant for use) in an aircraft, such sale or use was in the ordinary course of a trade or business of the claimant, and the transfer of such mixture to the fuel tank of such aircraft occurred in the United States. The SAF used to produce the qualified mixture is the portion of liquid fuel that is not kerosene that (i) either (A) meets the specifications of one of the ASTM D7566 Annexes, or (B) meets the specifications of ASTM D1655 Annex A1, (ii) is not derived from coprocessing an applicable material (or materials derived from an applicable material) with a feedstock that is not biomass, (iii) is not derived from palm fatty acid distillates or petroleum, and (iv) has been certified in accordance with section 40B(e) as having a lifecycle greenhouse gas emissions reduction percentage of at least 50 percent. **For all claims.** Claimant has attached the appropriate certificates and, if applicable, appropriate reseller statements. Claimant has no reason to believe that the information in the certificate or statement is false. See the instructions for additional information and requirements.

	(b) Rate	(c) Number of gallons sold or used	(d) Amount of credit	(e) CRN
a	Biodiesel (other than agri-biodiesel) mixtures	\$ 1.00	\$	388
b	Agri-biodiesel mixtures	1.00		390
c	Renewable diesel mixtures	1.00		307
d	Sustainable aviation fuel mixtures (see instructions)			440

11 Nontaxable Use of Alternative Fuel

Caution: There is a reduced credit rate for use in certain intercity and local buses (type of use 5). See instructions.

	(a) Type of use	(b) Rate	(c) Gallons, or gasoline or diesel gallon equivalents	(d) Amount of credit	(e) CRN
a	Liquefied petroleum gas (LPG)	\$.183		\$	419
b	"P Series" fuels	.183			420
c	Compressed natural gas (CNG)	.183			421
d	Liquefied hydrogen	.183			422
e	Fischer-Tropsch process liquid fuel from coal (including peat)	.243			423
f	Liquid fuel derived from biomass	.243			424
g	Liquefied natural gas (LNG)	.243			425
h	Liquefied gas derived from biomass	.183			435

LHA

12 Alternative Fuel Credit

Registration No.

For the alternative fuel mixture credit, claimant produced a mixture by mixing taxable fuel with alternative fuel. Claimant certifies that it (a) produced the alternative fuel, or (b) has in its possession the name, address, and EIN of the person(s) that sold the alternative fuel to the claimant; the date of purchase; and an invoice or other documentation identifying the amount of the alternative fuel. The claimant also certifies that it made no other claim for the amount of the alternative fuel, or has repaid the amount to the government. The alternative fuel mixture was sold by the claimant to any person for use as a fuel or was used as a fuel by the claimant.

	(b) Rate	(c) Gallons, or gasoline or diesel gallon equivalents	(d) Amount of credit	(e) CRN
a Liquefied petroleum gas (LPG) (see instructions)	\$.50		\$	426
b "P Series" fuels	.50			427
c Compressed natural gas (CNG) (see instructions)	.50			428
d Liquefied hydrogen (terminated after 12/31/2022)	.50			429
e Fischer-Tropsch process liquid fuel from coal (including peat)	.50			430
f Liquid fuel derived from biomass	.50			431
g Liquefied natural gas (LNG) (see instructions)	.50			432
h Liquefied gas derived from biomass	.50			436
i Compressed gas derived from biomass	.50			437

13 Registered Credit Card Issuers

Registration No.

	(b) Rate	(c) Gallons	(d) Amount of credit	(e) CRN
a Diesel fuel sold for the exclusive use of a state or local government	\$.243		\$	360
b Kerosene sold for the exclusive use of a state or local government	.243			346
c Kerosene for use in aviation sold for the exclusive use of a state or local government taxed at \$.219	.218			369

14 Nontaxable Use of a Diesel-Water Fuel Emulsion

Caution: There is a reduced credit rate for use in certain intercity and local buses (type of use 5). See instructions.

	(a) Type of use	(b) Rate	(c) Gallons	(d) Amount of credit	(e) CRN
a Nontaxable use		\$.197		\$	309
b Exported		.198			306

15 Diesel-Water Fuel Emulsion Blending

Registration No.

	(b) Rate	(c) Gallons	(d) Amount of credit	(e) CRN
Blender credit	\$.046		\$	310

16 Exported Dyed Fuels and Exported Gasoline Blendstocks

	(b) Rate	(c) Gallons	(d) Amount of credit	(e) CRN
a Exported dyed diesel fuel and exported gasoline blendstocks taxed at \$.001	\$.001		\$	415
b Exported dyed kerosene	.001			416

17 Total income tax credit claimed. Add lines 1 through 16, column (d). Enter here and on Schedule 3 (Form 1040), line 12; Form 1120, Schedule J, line 20b; Form 1120-S, line 23c; Form 1041, Schedule G, line 16b; or the proper line of other returns

17	\$	1,004.
-----------	----	---------------

General Business Credit

Go to www.irs.gov/Form3800 for instructions and the latest information.
You must attach all pages of Form 3800, pages 1, 2, and 3, to your tax return.

LONG COVE CLUB OWNER'S ASSOCIATION INC.

Identifying number

-*2304

Part I Current Year Credit for Credits Not Allowed Against Tentative Minimum Tax (TMT)
(See instructions and complete Part(s) III before Parts I and II.)

1	General business credit from line 2 of all Parts III with box A checked	1	0.
2	Passive activity credits from line 2 of all Parts III with box B checked	2	
3	Enter the applicable passive activity credits allowed for 2022. See instructions	3	
4	Carryforward of general business credit to 2022. Enter the amount from line 2 of Part III with box C checked. See instructions for statement to attach	4	
	Check this box if the carryforward was changed or revised from the original reported amount		<input type="checkbox"/>
5	Carryback of general business credit from 2023. Enter the amount from line 2 of Part III with box D checked	5	
6	Add lines 1, 3, 4, and 5	6	

Part II Allowable Credit

7	Regular tax before credits: <ul style="list-style-type: none"> Individuals. Enter the sum of the amounts from Form 1040, 1040-SR, or 1040-NR, line 16, and Schedule 2 (Form 1040), line 2 Corporations. Enter the amount from Form 1120, Schedule J, Part I, line 2; or the applicable line of your return Estates and trusts. Enter the sum of the amounts from Form 1041, Schedule G, lines 1a and 1b, plus any Form 8978 amount included on line 1d; or the amount from the applicable line of your return 	7	0.
8	Alternative minimum tax: <ul style="list-style-type: none"> Individuals. Enter the amount from Form 6251, line 11 Corporations. Enter -0- Estates and trusts. Enter the amount from Schedule I (Form 1041), line 54 	8	0.
9	Add lines 7 and 8	9	0.
10a	Foreign tax credit	10a	
b	Certain allowable credits (see instructions)	10b	
c	Add lines 10a and 10b	10c	
11	Net income tax. Subtract line 10c from line 9. If zero, skip lines 12 through 15 and enter -0- on line 16	11	0.
12	Net regular tax. Subtract line 10c from line 7. If zero or less, enter -0-	12	0.
13	Enter 25% (0.25) of the excess, if any, of line 12 over \$25,000. See instructions	13	
14	Tentative minimum tax: <ul style="list-style-type: none"> Individuals. Enter the amount from Form 6251, line 9 Corporations. Enter -0- Estates and trusts. Enter the amount from Schedule I (Form 1041), line 52 	14	
15	Enter the greater of line 13 or line 14	15	
16	Subtract line 15 from line 11. If zero or less, enter -0-	16	
17	Enter the smaller of line 6 or line 16 C corporations: See the line 17 instructions if there has been an ownership change, acquisition, or reorganization.	17	

LHA For Paperwork Reduction Act Notice, see separate instructions.

Part II Allowable Credit (continued)

Note: If you are not required to report any amounts on line 22 or 24 below, skip lines 18 through 25 and enter -0- on line 26.

18	Multiply line 14 by 75% (0.75). See instructions	18	
19	Enter the greater of line 13 or line 18	19	
20	Subtract line 19 from line 11. If zero or less, enter -0-	20	
21	Subtract line 17 from line 20. If zero or less, enter -0-	21	
22	Combine the amounts from line 3 of all Parts III with box A, C, or D checked	22	
23	Passive activity credit from line 3 of all Parts III with box B checked	23	
24	Enter the applicable passive activity credit allowed for 2022. See instructions	24	
25	Add lines 22 and 24	25	
26	Empowerment zone and renewal community employment credit allowed. Enter the smaller of line 21 or line 25	26	
27	Subtract line 13 from line 11. If zero or less, enter -0-	27	0.
28	Add lines 17 and 26	28	0.
29	Subtract line 28 from line 27. If zero or less, enter -0-	29	0.
30	Enter the general business credit from line 5 of all Parts III with box A checked	30	1,054.
31	Reserved	31	
32	Passive activity credits from line 5 of all Parts III with box B checked	32	
33	Enter the applicable passive activity credits allowed for 2022. See instructions	33	
34	Carryforward of business credit to 2022. Enter the amount from line 5 of Part III with box C checked and line 6 of Part III with box G checked. See instructions for statement to attach	34	6,240.
	Check this box if the carryforward was changed or revised from the original reported amount		<input type="checkbox"/>
35	Carryback of business credit from 2023. Enter the amount from line 5 of Part III with box D checked. See instructions	35	
36	Add lines 30, 33, 34, and 35	36	7,294.
37	Enter the smaller of line 29 or line 36	37	0.
38	Credit allowed for the current year. Add lines 28 and 37. Report the amount from line 38 (if smaller than the sum of Part I, line 6, and Part II, lines 25 and 36, see instructions) as indicated below or on the applicable line of your return. <ul style="list-style-type: none"> • Individuals. Schedule 3 (Form 1040), line 6 • Corporations. Form 1120, Schedule J, Part I, line 5c • Estates and trusts. Form 1041, Schedule G, line 2b 	38	0.

Name(s) shown on return

Identifying number

LONG COVE CLUB OWNER'S ASSOCIATION INC.

**** - ***2304**

Part III General Business Credits or Eligible Small Business Credits (see instructions)

Complete a separate Part III for each box checked below. See instructions.

- A** General Business Credit From a Non-Passive Activity
- B** General Business Credit From a Passive Activity
- C** General Business Credit Carryforwards
- D** General Business Credit Carrybacks
- E** Reserved
- F** Reserved
- G** Eligible Small Business Credit Carryforwards
- H** Reserved

I If you are filing more than one Part III with box A or B checked, complete and attach first an additional Part III combining amounts from all Parts III with box A or B checked. Check here if this is the consolidated Part III

(a) Description of credit Note: On any line where the credit is from more than one source, a separate Part III is needed for each pass-through entity.	(b) Enter EIN if claiming the credit from a pass-through entity.	(c) Enter the appropriate amount.
1a Investment (Form 3468, Part II only) (attach Form 3468)	1a	
b Advanced manufacturing production (Form 7207)	1b	
c Increasing research activities (Form 6765)	1c	
d Low-income housing (carryforward only) (see instructions)	1d	
e Disabled access (Form 8826)*	1e	
f Renewable electricity production (Form 8835)	1f	
g Indian employment (Form 8845)	1g	
h Orphan drug (Form 8820)	1h	
i New markets (Form 8874)	1i	
j Small employer pension plan startup costs and auto-enrollment (Form 8881)	1j	
k Employer-provided child care facilities and services (Form 8882)*	1k	
l Biodiesel, renewable diesel, or sustainable aviation fuel (attach Form 8864)	1l	
m Low sulfur diesel fuel production (Form 8896)	1m	
n Distilled spirits (Form 8906)	1n	
o Nonconventional source fuel (carryforward only)	1o	
p Energy efficient home (Form 8908)	1p	
q Energy efficient appliance (carryforward only)	1q	
r Alternative motor vehicle (Form 8910)	1r	
s Alternative fuel vehicle refueling property (Form 8911)	1s	
t Enhanced oil recovery credit (Form 8830)	1t	
u Mine rescue team training (Form 8923)	1u	
v Agricultural chemicals security (carryforward only)	1v	
w Employer differential wage payments (Form 8932)	1w	
x Carbon oxide sequestration (Form 8933)	1x	
y Qualified plug-in electric drive motor vehicle (Form 8936)	1y	
z Qualified plug-in electric vehicle (carryforward only)	1z	
aa Employee retention (Form 5884-A)	1aa	
bb General credits from an electing large partnership (carryforward only)	1bb	
zz Other. Oil and gas production from marginal wells (Form 8904) and certain other credits (see instructions)	1zz	
2 Add lines 1a through 1zz and enter here and on the applicable line of Part I	2	
3 Enter the amount from Form 8844 here and on the applicable line of Part II	3	
4a Investment (Form 3468, Part III) (attach Form 3468)	4a	
b Work opportunity (Form 5884)	4b	
c Biofuel producer (Form 6478)	4c	
d Low-income housing (Form 8586)	4d	
e Renewable electricity production (Form 8835)	4e	
f Employer social security and Medicare taxes paid on certain employee tips (Form 8846)	4f	1,054.
g Qualified railroad track maintenance (Form 8900)	4g	
h Small employer health insurance premiums (Form 8941)	4h	
i Increasing research activities (Form 6765)	4i	
j Employer credit for paid family and medical leave (Form 8994)	4j	
z Other	4z	
5 Add lines 4a through 4z and enter here and on the applicable line of Part II	5	1,054.
6 Add lines 2, 3, and 5 and enter here and on the applicable line of Part II	6	1,054.

* See instructions for limitation on this credit.

Name(s) shown on return

Identifying number

LONG COVE CLUB OWNER'S ASSOCIATION INC.

**** - ***2304**

Part III General Business Credits or Eligible Small Business Credits (see instructions)

Complete a separate Part III for each box checked below. See instructions.

- A General Business Credit From a Non-Passive Activity
- B General Business Credit From a Passive Activity
- C General Business Credit Carryforwards
- D General Business Credit Carrybacks
- E Reserved
- F Reserved
- G Eligible Small Business Credit Carryforwards
- H Reserved

I If you are filing more than one Part III with box A or B checked, complete and attach first an additional Part III combining amounts from all Parts III with box A or B checked. Check here if this is the consolidated Part III

Note: On any line where the credit is from more than one source, a separate Part III is needed for each pass-through entity.

(a) Description of credit	(b) Enter EIN if claiming the credit from a pass-through entity.	(c) Enter the appropriate amount.
---------------------------	--	-----------------------------------

1a Investment (Form 3468, Part II only) (attach Form 3468)	1a	
1b Advanced manufacturing production (Form 7207)	1b	
1c Increasing research activities (Form 6765)	1c	
1d Low-income housing (carryforward only) (see instructions)	1d	
1e Disabled access (Form 8826)*	1e	
1f Renewable electricity production (Form 8835)	1f	
1g Indian employment (Form 8845)	1g	
1h Orphan drug (Form 8820)	1h	
1i New markets (Form 8874)	1i	
1j Small employer pension plan startup costs and auto-enrollment (Form 8881)	1j	
1k Employer-provided child care facilities and services (Form 8882)*	1k	
1l Biodiesel, renewable diesel, or sustainable aviation fuel (attach Form 8864)	1l	
1m Low sulfur diesel fuel production (Form 8896)	1m	
1n Distilled spirits (Form 8906)	1n	
1o Nonconventional source fuel (carryforward only)	1o	
1p Energy efficient home (Form 8908)	1p	
1q Energy efficient appliance (carryforward only)	1q	
1r Alternative motor vehicle (Form 8910)	1r	
1s Alternative fuel vehicle refueling property (Form 8911)	1s	
1t Enhanced oil recovery credit (Form 8830)	1t	
1u Mine rescue team training (Form 8923)	1u	
1v Agricultural chemicals security (carryforward only)	1v	
1w Employer differential wage payments (Form 8932)	1w	
1x Carbon oxide sequestration (Form 8933)	1x	
1y Qualified plug-in electric drive motor vehicle (Form 8936)	1y	
1z Qualified plug-in electric vehicle (carryforward only)	1z	
1aa Employee retention (Form 5884-A)	1aa	
1bb General credits from an electing large partnership (carryforward only)	1bb	
1zz Other. Oil and gas production from marginal wells (Form 8904) and certain other credits (see instructions)	1zz	
2 Add lines 1a through 1zz and enter here and on the applicable line of Part I	2	
3 Enter the amount from Form 8844 here and on the applicable line of Part II	3	
4a Investment (Form 3468, Part III) (attach Form 3468)	4a	
4b Work opportunity (Form 5884)	4b	
4c Biofuel producer (Form 6478)	4c	
4d Low-income housing (Form 8586)	4d	
4e Renewable electricity production (Form 8835)	4e	
4f Employer social security and Medicare taxes paid on certain employee tips (Form 8846)	4f	6,240.
4g Qualified railroad track maintenance (Form 8900)	4g	
4h Small employer health insurance premiums (Form 8941)	4h	
4i Increasing research activities (Form 6765)	4i	
4j Employer credit for paid family and medical leave (Form 8994)	4j	
4z Other	4z	
5 Add lines 4a through 4z and enter here and on the applicable line of Part II	5	6,240.
6 Add lines 2, 3, and 5 and enter here and on the applicable line of Part II	6	6,240.

* See instructions for limitation on this credit.

**SCHEDULE B
(Form 1120)**

(Rev. December 2018)
Department of the Treasury
Internal Revenue Service

**Additional Information for
Schedule M-3 Filers**

▶ Attach to Form 1120.

▶ Go to www.irs.gov/Form1120 for the latest information.

OMB No. 1545-0123

Name LONG COVE CLUB OWNER'S ASSOCIATION INC.	Employer identification number (EIN) **-***2304
--	---

		Yes	No
1 Does any amount reported on Schedule M-3 (Form 1120), Part II, line 9 or 10, column (d), reflect allocations to this corporation from a partnership of income, gain, loss, deduction, or credit that are disproportionate to this corporation's capital contribution to the partnership or its ratio for sharing other items of the partnership?	<input type="checkbox"/>	<input type="checkbox"/>	<input checked="" type="checkbox"/>
2 At any time during the tax year, did the corporation sell, exchange, or transfer any interest in an intangible asset to a related person as defined in section 267(b)?	<input type="checkbox"/>	<input type="checkbox"/>	<input checked="" type="checkbox"/>
3 At any time during the tax year, did the corporation acquire any interest in an intangible asset from a related person as defined in section 267(b)?	<input type="checkbox"/>	<input type="checkbox"/>	<input checked="" type="checkbox"/>
4a During the tax year, did the corporation enter into a cost-sharing arrangement with any related foreign party on whose behalf the corporation did not file Form 5471, Information Return of U.S. Persons With Respect to Certain Foreign Corporations?	<input type="checkbox"/>	<input type="checkbox"/>	<input checked="" type="checkbox"/>
b At any time during the tax year, was the corporation a participant in a cost-sharing arrangement with any related foreign party on whose behalf the corporation did not file Form 5471?	<input type="checkbox"/>	<input type="checkbox"/>	<input checked="" type="checkbox"/>
5 At any time during the tax year, did the corporation make any change in accounting principle for financial accounting purposes? See instructions for the definition of "change in accounting principle"	<input type="checkbox"/>	<input type="checkbox"/>	<input checked="" type="checkbox"/>
6 At any time during the tax year, did the corporation make any change in a method of accounting for U.S. income tax purposes?	<input type="checkbox"/>	<input type="checkbox"/>	<input checked="" type="checkbox"/>
7 At any time during the tax year, did the corporation own any voluntary employees' beneficiary association (VEBA) trusts that were used to hold funds designated for employee benefits?	<input type="checkbox"/>	<input type="checkbox"/>	<input checked="" type="checkbox"/>
8 At any time during the tax year, did the corporation use an allocation method for indirect costs capitalized to self-constructed assets that varied from its financial method of accounting?	<input type="checkbox"/>	<input type="checkbox"/>	<input checked="" type="checkbox"/>
9 At any time during the tax year, did the corporation treat for tax purposes indirect costs, as defined in Regulations sections 1.263A-1(e)(3)(ii)(F), (G), and (H), as mixed-service costs, as defined in Regulations section 1.263A-1(e)(4)(ii)(C)?	<input type="checkbox"/>	<input type="checkbox"/>	<input checked="" type="checkbox"/>
10 Did the corporation, under section 118 or 362(c) and the related regulations, take a return filing position characterizing any amount as a contribution to the capital of the corporation during the tax year by any nonshareholders? Amounts so characterized may include, without limitation, incentives, inducements, money, and property	<input type="checkbox"/>	<input type="checkbox"/>	<input checked="" type="checkbox"/>

For Paperwork Reduction Act Notice, see the Instructions for Form 1120.

Schedule B (Form 1120) (Rev. 12-2018)

**SCHEDULE M-3
(Form 1120)**

(Rev. December 2019)

Department of the Treasury
Internal Revenue Service

**Net Income (Loss) Reconciliation for Corporations
With Total Assets of \$10 Million or More**

OMB No. 1545-0123

▶ Attach to Form 1120 or 1120-C.

▶ Go to www.irs.gov/Form1120 for instructions and the latest information.

Name of corporation (common parent, if consolidated return)

Employer identification number

LONG COVE CLUB OWNER 'S ASSOCIATION INC.

**** - *** 2304**

- Check applicable box(es): (1) Non-consolidated return (2) Consolidated return (Form 1120 only)
(3) Mixed 1120/L/PC group (4) Dormant subsidiaries schedule attached

Part I Financial Information and Net Income (Loss) Reconciliation (see instructions)

1 a Did the corporation file SEC Form 10-K for its income statement period ending with or within this tax year?

- Yes. Skip lines 1b and 1c and complete lines 2a through 11 with respect to that SEC Form 10-K.
 No. Go to line 1b. See instructions if multiple non-tax-basis income statements are prepared.

b Did the corporation prepare a certified audited non-tax-basis income statement for that period?

- Yes. Skip line 1c and complete lines 2a through 11 with respect to that income statement.
 No. Go to line 1c.

c Did the corporation prepare a non-tax-basis income statement for that period?

- Yes. Complete lines 2a through 11 with respect to that income statement.
 No. Skip lines 2a through 3c and enter the corporation's net income (loss) per its books and records on line 4a.

2 a Enter the income statement period: Beginning 01/01/2022 Ending 12/31/2022

b Has the corporation's income statement been restated for the income statement period on line 2a?

- Yes. (If "Yes," attach an explanation and the amount of each item restated.)
 No.

c Has the corporation's income statement been restated for any of the five income statement periods immediately preceding the period on line 2a?

- Yes. (If "Yes," attach an explanation and the amount of each item restated.)
 No.

3 a Is any of the corporation's voting common stock publicly traded?

- Yes.
 No. If "No," go to line 4a.

b Enter the symbol of the corporation's primary U.S. publicly traded voting common stock

c Enter the nine-digit CUSIP number of the corporation's primary publicly traded voting common stock

4 a Worldwide consolidated net income (loss) from income statement source identified in Part I, line 1	4a	-1,512,939.
b Indicate accounting standard used for line 4a (see instructions): (1) <input checked="" type="checkbox"/> GAAP (2) <input type="checkbox"/> IFRS (3) <input type="checkbox"/> Statutory (4) <input type="checkbox"/> Tax-basis (5) <input type="checkbox"/> Other (specify) _____		
5 a Net income from nonincludible foreign entities (attach statement)	5a	()
b Net loss from nonincludible foreign entities (attach statement and enter as a positive amount)	5b	
6 a Net income from nonincludible U.S. entities (attach statement)	6a	()
b Net loss from nonincludible U.S. entities (attach statement and enter as a positive amount)	6b	
7 a Net income (loss) of other includible foreign disregarded entities (attach statement)	7a	
b Net income (loss) of other includible U.S. disregarded entities (attach statement)	7b	
c Net income (loss) of other includible entities (attach statement)	7c	
8 Adjustment to eliminations of transactions between includible entities and nonincludible entities (attach stmt.)	8	
9 Adjustment to reconcile income statement period to tax year (attach statement)	9	
10 a Intercompany dividend adjustments to reconcile to line 11 (attach statement)	10a	
b Other statutory accounting adjustments to reconcile to line 11 (attach statement)	10b	
c Other adjustments to reconcile to amount on line 11 (attach statement)	10c	
11 Net income (loss) per income statement of includible corporations. Combine lines 4 through 10	11	-1,512,939.

Note: Part I, line 11, must equal Part II, line 30, column (a), or Schedule M-1, line 1 (see instructions).

12 Enter the total amount (not just the corporation's share) of the assets and liabilities of all entities included or removed on the following lines.

	Total Assets	Total Liabilities
a Included on Part I, line 4	21,077,596.	1,801,531.
b Removed on Part I, line 5		
c Removed on Part I, line 6		
d Included on Part I, line 7		

Name of corporation (common parent, if consolidated return) LONG COVE CLUB OWNER'S ASSOCIATION INC.		Employer identification number **-***2304
Check applicable box(es): (1) <input type="checkbox"/> Consolidated group (2) <input type="checkbox"/> Parent corp (3) <input type="checkbox"/> Consolidated eliminations (4) <input type="checkbox"/> Subsidiary corp (5) <input type="checkbox"/> Mixed 1120/L/PC group		
Check if a sub-consolidated: (6) <input type="checkbox"/> 1120 group (7) <input type="checkbox"/> 1120 eliminations		
Name of subsidiary (if consolidated return)		Employer identification number

Part II Reconciliation of Net Income (Loss) per Income Statement of Includible Corporations With Taxable Income per Return (see instructions)

Income (Loss) Items (Attach statements for lines 1 through 12)	(a) Income (Loss) per Income Statement	(b) Temporary Difference	(c) Permanent Difference	(d) Income (Loss) per Tax Return
1 Income (loss) from equity method foreign corporations				
2 Gross foreign dividends not previously taxed				
3 Subpart F, QEF, and similar inc inclusions				
4 Gross-up for foreign taxes deemed paid				
5 Gross foreign distributions previously taxed				
6 Income (loss) from equity method U.S. corporations				
7 U.S. dividends not eliminated in tax consolidation				
8 Minority interest for includible corporations				
9 Income (loss) from U.S. partnerships				
10 Income (loss) from foreign partnerships				
11 Income (loss) from other pass-through entities				
12 Items relating to reportable transactions				
13 Interest income (see instructions)	60,987.			60,987.
14 Total accrual to cash adjustment				
15 Hedging transactions				
16 Mark-to-market income (loss)				
17 Cost of goods sold (see instructions)	(1,392,689.)			(1,392,689.)
18 Sale versus lease (for sellers and/or lessors)				
19 Section 481(a) adjustments				
20 Unearned/deferred revenue				
21 Income recognition from long-term contracts				
22 Original issue discount and other imputed interest				
23a Income statement gain/loss on sale, exchange, abandonment, worthlessness, or other disposition of assets other than inventory and pass-through entities	-27,605.	27,605.		
b Gross capital gains from Schedule D, excluding amounts from pass-through entities				
c Gross capital losses from Schedule D, excluding amounts from pass-through entities, abandonment losses, and worthless stock losses				
d Net gain/loss reported on Form 4797, line 17, excluding amounts from pass-through entities, abandonment losses, and worthless stock losses		-55,539.		-55,539.
e Abandonment losses				
f Worthless stock losses (attach stmt.)				
g Other gain/loss on disposition of assets other than inventory				
24 Capital loss limitation and carryforward used				
25 Other income (loss) items with differences (attach stmt.) STMT 10	2,925,550.	2,397.	-442,969.	2,484,978.
26 Total income (loss) items. Combine lines 1 through 25	1,566,243.	-25,537.	-442,969.	1,097,737.
27 Total expense/deduction items (from Part III, line 39)	-7,125,854.	2,001,759.	2,058.	-5,122,037.
28 Other items with no differences STMT 11	4,046,672.			4,046,672.
29a Mixed groups, see instructions. All others, combine lines 26 through 28	-1,512,939.	1,976,222.	-440,911.	22,372.
b PC insurance subgroup reconciliation totals				
c Life insurance subgroup reconciliation totals				
30 Reconciliation totals. Combine lines 29a through 29c	-1,512,939.	1,976,222.	-440,911.	22,372.

Note: Line 30, column (a), must equal Part I, line 11, and column (d) must equal Form 1120, page 1, line 28.

Name of corporation (common parent, if consolidated return) LONG COVE CLUB OWNER 'S ASSOCIATION INC.	Employer identification number **-***2304
Check applicable box(es): (1) <input type="checkbox"/> Consolidated group (2) <input type="checkbox"/> Parent corp (3) <input type="checkbox"/> Consolidated eliminations (4) <input type="checkbox"/> Subsidiary corp (5) <input type="checkbox"/> Mixed 1120/L/PC group	
Check if a sub-consolidated: (6) <input type="checkbox"/> 1120 group (7) <input type="checkbox"/> 1120 eliminations	
Name of subsidiary (if consolidated return)	Employer identification number

Part III Reconciliation of Net Income (Loss) per Income Statement of Includible Corporations With Taxable Income per Return - Expense/Deduction Items (see instructions)

Expense/Deduction Items	(a) Expense per Income Statement	(b) Temporary Difference	(c) Permanent Difference	(d) Deduction per Tax Return
1 U.S. current income tax expense				
2 U.S. deferred income tax expense				
3 State and local current income tax expense				
4 State and local deferred income tax expense				
5 Foreign current income tax expense (other than foreign withholding taxes)				
6 Foreign deferred income tax expense				
7 Foreign withholding taxes				
8 Interest expense (see instructions)				
9 Stock option expense				
10 Other equity-based compensation				
11 Meals and entertainment				
12 Fines and penalties				
13 Judgments, damages, awards, and similar costs				
14 Parachute payments				
15 Compensation with section 162(m) limitation				
16 Pension and profit-sharing				
17 Other post-retirement benefits				
18 Deferred compensation				
19 Charitable contribution of cash and tangible property				
20 Charitable contribution of intangible property				
21 Charitable contribution limitation/carryforward				
22 Domestic production activities deduction (see instrs.)				
23 Current year acquisition or reorganization investment banking fees				
24 Current year acquisition or reorganization legal and accounting fees				
25 Current year acquisition/reorganization other costs				
26 Amortization/impairment of goodwill				
27 Amortization of acquisition, reorganization, and start-up costs				
28 Other amortization or impairment write-offs STMT 13	17,809.	-17,282.		527.
29 Reserved				
30 Depletion				
31 Depreciation	1,697,667.	486,091.		2,183,758.
32 Bad debt expense				
33 Corporate owned life insurance premiums Purchase versus lease				
34 (for purchasers and/or lessees)				
35 Research and development costs				
36 Section 118 exclusion (att. stmt.)				
37 Sec. 162(r) - FDIC premiums paid by certain large financial institutions (see instructions)				
38 Other expense/deduction items with differences (attach stmt.) STMT 14	5,410,378.	-2,470,568.	-2,058.	2,937,752.
39 Total expense/deduction items. Combine lines 1 through 38. Enter here and on Part II, line 27, reporting positive amounts as negative and negative amounts as positive	7,125,854.	-2,001,759.	-2,058.	5,122,037.

Form **4562**

Depreciation and Amortization
(Including Information on Listed Property) OTHER

OMB No. 1545-0172

2022
Attachment
Sequence No. **179**

Department of the Treasury
Internal Revenue Service

Go to www.irs.gov/Form4562 for instructions and the latest information.

Attach to your tax return.

Name(s) shown on return

Business or activity to which this form relates

Identifying number

LONG COVE CLUB OWNER'S ASSOCIATION INC. OTHER DEPRECIATION

**** - ***2304**

Part I Election To Expense Certain Property Under Section 179 Note: If you have any listed property, complete Part V before you complete Part I.

1 Maximum amount (see instructions)	1	
2 Total cost of section 179 property placed in service (see instructions)	2	
3 Threshold cost of section 179 property before reduction in limitation	3	
4 Reduction in limitation. Subtract line 3 from line 2. If zero or less, enter -0-	4	
5 Dollar limitation for tax year. Subtract line 4 from line 1. If zero or less, enter -0-. If married filing separately, see instructions	5	
6 (a) Description of property	(b) Cost (business use only)	(c) Elected cost
7 Listed property. Enter the amount from line 29	7	
8 Total elected cost of section 179 property. Add amounts in column (c), lines 6 and 7	8	
9 Tentative deduction. Enter the smaller of line 5 or line 8	9	
10 Carryover of disallowed deduction from line 13 of your 2021 Form 4562	10	
11 Business income limitation. Enter the smaller of business income (not less than zero) or line 5	11	
12 Section 179 expense deduction. Add lines 9 and 10, but don't enter more than line 11	12	
13 Carryover of disallowed deduction to 2023. Add lines 9 and 10, less line 12	13	

Note: Don't use Part II or Part III below for listed property. Instead, use Part V.

Part II Special Depreciation Allowance and Other Depreciation (Don't include listed property.)

14 Special depreciation allowance for qualified property (other than listed property) placed in service during the tax year	14	1,056,985.
15 Property subject to section 168(f)(1) election	15	
16 Other depreciation (including ACRS)	16	84,879.

Part III MACRS Depreciation (Don't include listed property. See instructions.)

Section A

17 MACRS deductions for assets placed in service in tax years beginning before 2022	17	1,040,992.
18 If you are electing to group any assets placed in service during the tax year into one or more general asset accounts, check here <input type="checkbox"/>		

Section B - Assets Placed in Service During 2022 Tax Year Using the General Depreciation System

(a) Classification of property	(b) Month and year placed in service	(c) Basis for depreciation (business/investment use only - see instructions)	(d) Recovery period	(e) Convention	(f) Method	(g) Depreciation deduction
19a 3-year property						
b 5-year property						
c 7-year property						
d 10-year property						
e 15-year property						
f 20-year property						
g 25-year property			25 yrs.		S/L	
h Residential rental property	/		27.5 yrs.	MM	S/L	
	/		27.5 yrs.	MM	S/L	
i Nonresidential real property	SEE STATEMENT 16		39 yrs.	MM	S/L	902.
	/			MM	S/L	

Section C - Assets Placed in Service During 2022 Tax Year Using the Alternative Depreciation System

20a Class life					S/L	
b 12-year			12 yrs.		S/L	
c 30-year	/		30 yrs.	MM	S/L	
d 40-year	/		40 yrs.	MM	S/L	

Part IV Summary (See instructions.)

21 Listed property. Enter amount from line 28	21	
22 Total. Add amounts from line 12, lines 14 through 17, lines 19 and 20 in column (g), and line 21. Enter here and on the appropriate lines of your return. Partnerships and S corporations - see instr.	22	2,183,758.
23 For assets shown above and placed in service during the current year, enter the portion of the basis attributable to section 263A costs	23	

Part V Listed Property (Include automobiles, certain other vehicles, certain aircraft, and property used for entertainment, recreation, or amusement.)

Note: For any vehicle for which you are using the standard mileage rate or deducting lease expense, complete only 24a, 24b, columns (a) through (c) of Section A, all of Section B, and Section C if applicable.

Section A - Depreciation and Other Information (Caution: See the instructions for limits for passenger automobiles.)

24a Do you have evidence to support the business/investment use claimed? Yes No 24b If "Yes," is the evidence written? Yes No

Table with 9 columns: (a) Type of property, (b) Date placed in service, (c) Business/investment use percentage, (d) Cost or other basis, (e) Basis for depreciation, (f) Recovery period, (g) Method/Convention, (h) Depreciation deduction, (i) Elected section 179 cost. Includes rows 25-29.

Section B - Information on Use of Vehicles

Complete this section for vehicles used by a sole proprietor, partner, or other "more than 5% owner," or related person. If you provided vehicles to your employees, first answer the questions in Section C to see if you meet an exception to completing this section for those vehicles.

Table with 6 columns: (a) Vehicle, (b) Vehicle, (c) Vehicle, (d) Vehicle, (e) Vehicle, (f) Vehicle. Includes rows 30-36.

Section C - Questions for Employers Who Provide Vehicles for Use by Their Employees

Answer these questions to determine if you meet an exception to completing Section B for vehicles used by employees who aren't more than 5% owners or related persons.

Table with 2 columns: Yes, No. Includes rows 37-41.

Note: If your answer to 37, 38, 39, 40, or 41 is "Yes," don't complete Section B for the covered vehicles.

Part VI Amortization

Table with 6 columns: (a) Description of costs, (b) Date amortization begins, (c) Amortizable amount, (d) Code section, (e) Amortization period or percentage, (f) Amortization for this year. Includes rows 42-44.

2022 DEPRECIATION AND AMORTIZATION REPORT

OTHER DEPRECIATION

OTHER

Asset No.	Description	Date Acquired	Method	Life	C o n v	Line No.	Unadjusted Cost Or Basis	Bus % Excl	Section 179 Expense	* Reduction In Basis	Basis For Depreciation	Beginning Accumulated Depreciation	Current Sec 179 Expense	Current Year Deduction	Ending Accumulated Depreciation
454	FRANCHISE RIGHTS	09/17/99		480M		43	21,063.				21,063.	11,857.		527.	12,384.
486	CONSTRUCTION IN PROGRESS	08/27/09	L				75,934.				75,934.			0.	
511	CART PATHS	06/30/87	L				100.				100.			0.	
513	10-MITY-LITE FOLDING TABLES	05/31/10	150DB	7.00		HY17	2,707.				2,707.	2,707.		0.	2,707.
515	OUTDOOR PATIO STAINLESS STEEL GRILL EQUIP	12/31/10	150DB	7.00		HY17	5,256.				5,256.	5,256.		0.	5,256.
517	COMMUNITY TRAFFIC STREET SIGNAGE	03/31/10	150DB	7.00		HY17	3,167.				3,167.	3,167.		0.	3,167.
518	FLAG POLES FOR ENTRANCE/MARINA	04/30/10	150DB	7.00		HY17	3,646.				3,646.	3,646.		0.	3,646.
519	WIRE SHELVING/WORK TABLE@KITCHEN AREA	06/30/10	150DB	7.00		HY17	3,315.				3,315.	3,315.		0.	3,315.
520	SS SHELVING/12MM PASTA CUTTER/OTHER MISC	10/31/10	150DB	7.00		HY17	2,043.				2,043.	2,043.		0.	2,043.
523	GC LIGHTNING DETECTION SYSTEM	06/30/10	150DB	7.00		HY17	26,687.				26,687.	26,687.		0.	26,687.
524	2-REELMASTERS MODEL #5610	10/31/10	150DB	7.00		HY17	94,849.				94,849.	94,849.		0.	94,849.
527	RENOVATION OF ALL WASTE BUNKERS (09/10)	06/30/10	150DB	15.00		HY17	136,550.				136,550.	108,329.		8,063.	116,392.
528	REGRASSING/LEVELING OF TEE AREAS	06/30/10	150DB	15.00		HY17	182,728.				182,728.	144,964.		10,790.	155,754.
529	FAB/INSTALL SS IRRIGATION INLET FILTER-PUMPHOUSE	09/30/10	150DB	15.00		HY17	9,504.				9,504.	7,539.		561.	8,100.
530	FIX OF #12 LAGOON BANKS	12/31/10	150DB	15.00		HY17	81,639.				81,639.	64,767.		4,821.	69,588.
531	LAGOON REVITALIZATION PROJECT WORK (09/10)	12/31/10	150DB	15.00		HY17	114,724.				114,724.	91,013.		6,775.	97,788.
532	DOG PARK (COMPLETE)	01/05/10	150DB	15.00		HY17	23,936.				23,936.	18,989.		1,413.	20,402.
533	2010 CH LANDSCAPE ENHANCEMENTS	06/30/10	150DB	15.00		HY17	62,157.				62,157.	49,310.		3,671.	52,981.

2022 DEPRECIATION AND AMORTIZATION REPORT

OTHER DEPRECIATION

OTHER

Asset No.	Description	Date Acquired	Method	Life	Con v	Line No.	Unadjusted Cost Or Basis	Bus % Excl	Section 179 Expense	* Reduction In Basis	Basis For Depreciation	Beginning Accumulated Depreciation	Current Sec 179 Expense	Current Year Deduction	Ending Accumulated Depreciation
534	(D)SIX NEW PUNGO 140/ACADIA 2 KAYAKS	04/30/10	150DB	7.00		HY17	4,214.				4,214.	4,214.		0.	4,214.
536	POOL DEPTH MARKERS	05/31/10	150DB	7.00		HY17	3,200.				3,200.	3,200.		0.	3,200.
537	LOOMIS FERRY RESURFACE	06/30/10	150DB	15.00		HY17	84,152.				84,152.	66,760.		4,969.	71,729.
538	(D)AED HEART DEFIBRILLATOR FOR PATROL	09/30/10	150DB	7.00		HY17	2,185.				2,185.	2,185.		0.	2,185.
539	MOTOROLA XTS 2500 MODEL II + SOFTWARE	12/31/10	150DB	5.00		HY17	3,690.				3,690.	3,690.		0.	3,690.
540	4 RADIOS, 32 CHANNEL - XPR3280 (GCM)	07/28/11	150DB	7.00		HY17	3,610.				3,610.	3,610.		0.	3,610.
541	CAT BACKHOE/LOADER 4WD 2011 FORD F150 - GCM	02/14/11	150DB	7.00		HY17	58,472.				58,472.	58,472.		0.	58,472.
543	SUPERINTENDENT	08/31/11	150DB	5.00		HY17	27,033.				27,033.	27,033.		0.	27,033.
545	AQUA MASTER FOUNTAIN (AT ENTRANCE LAGOON)	07/21/11	150DB	15.00		HY17	7,680.				7,680.	5,639.		454.	6,093.
547	BRIDGE (REPLACEMENT) AT #17 GREEN/#18 TEE	08/11/11	150DB	15.00		HY17	33,445.				33,445.	24,560.		1,974.	26,534.
548	RECONFIGURATION OF #15 FAIRWAY BUNKER	08/11/11	150DB	15.00		HY17	7,356.				7,356.	5,401.		434.	5,835.
552	(D)PLAYMATE GENIE BALL MACHINE	02/18/11	150DB	7.00		HY17	7,820.				7,820.	7,820.		0.	7,820.
554	VARIOUS IMPROVEMENTS AT THE FARM	06/30/11	150DB	15.00		HY17	25,796.				25,796.	18,941.		1,523.	20,464.
555	POOL WROUGHT IRON GATES	03/31/11	150DB	15.00		HY17	2,790.				2,790.	2,050.		164.	2,214.
556	RESTORATION OF LAGOON BANKS (#9 AND #12)	09/30/11	150DB	15.00		HY17	260,443.				260,443.	191,238.		15,379.	206,617.
557	FORTESSA DINNERWARE	09/30/11	150DB	7.00		HY17	596.				596.	596.		0.	596.
561	(D)6 OMNIPLEX 980 WORKSTATIONS	07/14/11	150DB	5.00		HY17	9,367.				9,367.	9,367.		0.	9,367.
563	GATEHOUSE IMPROVEMENTS	12/31/12	150DB	15.00		MC17	15,269.				15,269.	9,973.		901.	10,874.

2022 DEPRECIATION AND AMORTIZATION REPORT

OTHER DEPRECIATION

OTHER

Asset No.	Description	Date Acquired	Method	Life	Conv	Line No.	Unadjusted Cost Or Basis	Bus % Excl	Section 179 Expense	* Reduction In Basis	Basis For Depreciation	Beginning Accumulated Depreciation	Current Sec 179 Expense	Current Year Deduction	Ending Accumulated Depreciation
570	TRAILER	04/30/12	150DB	5.00	MC	17	8,400.				8,400.	8,400.		0.	8,400.
572	(D)RANGE CART & CAB	06/30/12	150DB	5.00	MC	17	8,171.				8,171.	8,171.		0.	8,171.
573	SCORE CARD HOLDERS	06/30/12	150DB	7.00	MC	17	900.				900.	900.		0.	900.
575	HOSHIZAKI ICE MACHINE	07/13/12	150DB	7.00	MC	17	5,716.				5,716.	5,716.		0.	5,716.
576	GOLF & OUTDOOT EQMT	12/31/12	150DB	7.00	MC	17	2,195.				2,195.	2,195.		0.	2,195.
579	BAG DROP IMPROVEMENT	12/31/12	150DB	7.00	MC	17	4,550.				4,550.	4,550.		0.	4,550.
580	GOLF COURSE IMPROVEMENTS	12/31/12	150DB	15.00	MC	17	77,345.				77,345.	50,513.		4,567.	55,080.
581	LAGOON BANKS - #12	01/27/12	150DB	15.00	MC	17	13,054.				13,054.	9,104.		771.	9,875.
582	LAGOON IMPROVEMENTS (FINAL & RETAINAGE)	03/02/12	150DB	15.00	MC	17	18,683.				18,683.	13,029.		1,103.	14,132.
583	LAGOON IMPROVEMENTS	12/31/12	150DB	15.00	MC	17	406,658.				406,658.	265,585.		24,012.	289,597.
584	CART SEATS, SAND BOTTLES, CART MODELS 3.0	05/23/12	150DB	7.00	MC	17	3,340.				3,340.	3,340.		0.	3,340.
587	SAVIN 920SPF COPIER/FAX/SCANNER	04/26/12	150DB	5.00	MC	17	2,242.				2,242.	2,242.		0.	2,242.
588	POOL IMPROVEMENTS	12/31/12	150DB	15.00	MC	17	112,454.				112,454.	73,441.		6,641.	80,082.
589	RECREATIONAL PATH STUDY	01/01/12	150DB	7.00	MC	17	2,200.				2,200.	2,200.		0.	2,200.
590	ROAD IMPROVEMENTS	12/31/12	150DB	15.00	MC	17	197,307.				197,307.	128,860.		11,651.	140,511.
591	DECATUR ONSITE 200 DOLLY SPEED SIGN	07/24/12	150DB	7.00	MC	17	4,146.				4,146.	4,146.		0.	4,146.
592	TENNIS SHOP	01/11/12	150DB	7.00	MC	17	1,485.				1,485.	1,485.		0.	1,485.
597	CLUBHOUSE RENOVATIONS	07/31/13	SL	39.00	MM	17	155,643.				155,643.	33,757.		3,991.	37,748.

2022 DEPRECIATION AND AMORTIZATION REPORT

OTHER DEPRECIATION

OTHER

Asset No.	Description	Date Acquired	Method	Life	Conv Line No.	Unadjusted Cost Or Basis	Bus % Excl	Section 179 Expense	* Reduction In Basis	Basis For Depreciation	Beginning Accumulated Depreciation	Current Sec 179 Expense	Current Year Deduction	Ending Accumulated Depreciation
598	SPRINKLER REPLACEMENT - CLUBHOUSE	07/31/13	SL	39.00	MM17	86,775.				86,775.	18,820.		2,225.	21,045.
602	GOLF PRO SHOP RENOVATIONS	12/31/13	SL	39.00	MM17	26,704.				26,704.	5,509.		685.	6,194.
603	CLUBHOUSE RENOVATIONS	12/31/13	SL	39.00	MM17	5,023,457.				5,023,457.	1,035,833.		128,807.	1,164,640.
606	POOL FURNITURE	04/30/13	150DB	7.00	MC17	26,333.				26,333.	26,333.		0.	26,333.
607	POOL LANDSCAPING	05/31/13	150DB	15.00	MC17	11,260.				11,260.	7,023.		665.	7,688.
608	TERRACOTA POTS FOR POOL DECK (6)	06/01/13	150DB	7.00	MC17	2,995.				2,995.	2,995.		0.	2,995.
609	FRONT ENTRANCE LANDSCAPING	11/30/13	150DB	15.00	MC17	38,859.				38,859.	23,084.		2,295.	25,379.
610	YAMAHA PIANO (DARIUS RUCKER)	05/31/13	150DB	7.00	MC17	3,284.				3,284.	3,284.		0.	3,284.
612	CABINETS	12/31/13	150DB	7.00	MC17	6,240.				6,240.	6,240.		0.	6,240.
613	FF&E CLUBHOUSE 2013	12/31/13	150DB	7.00	MC17	860,103.				860,103.	860,103.		0.	860,103.
615	BUFFALO BLOWER	06/01/13	150DB	7.00	MC17	7,096.				7,096.	7,096.		0.	7,096.
616	TURF 1 GASOLINE, 9 HP PICKUP	06/01/13	150DB	7.00	MC17	8,244.				8,244.	8,244.		0.	8,244.
617	(D)TURF 2, 11 HP, 2-WH BRAKE	06/01/13	150DB	7.00	MC17	8,743.				8,743.	8,743.		0.	8,743.
618	(D)TURF 2, 11 HP, 2-WH BRAKE	06/01/13	150DB	7.00	MC17	8,743.				8,743.	8,743.		0.	8,743.
619	(D)TURF 2, 11 HP, 2-WH BRAKE	06/01/13	150DB	7.00	MC17	8,743.				8,743.	8,743.		0.	8,743.
620	GOLF COURSE PRACTICE AREA	08/31/13	150DB	15.00	MC17	123,107.				123,107.	74,947.		7,269.	82,216.
621	BAG DROP AREA RENOVATION	12/31/13	150DB	15.00	MC17	134,075.				134,075.	79,646.		7,917.	87,563.
622	LANDSCAPE REMEDIATION	12/31/13	150DB	15.00	MC17	85,977.				85,977.	51,074.		5,077.	56,151.

2022 DEPRECIATION AND AMORTIZATION REPORT

OTHER DEPRECIATION

OTHER

Asset No.	Description	Date Acquired	Method	Life	Conv Line No.	Unadjusted Cost Or Basis	Bus % Excl	Section 179 Expense	* Reduction In Basis	Basis For Depreciation	Beginning Accumulated Depreciation	Current Sec 179 Expense	Current Year Deduction	Ending Accumulated Depreciation
624	CLUBWIDE TELEPHONE SYSTEM	05/31/13	150DB	7.00	MC17	27,559.				27,559.	27,559.		0.	27,559.
625	TECHNOLOGY UPGRADE (POS) & TVS	12/31/13	150DB	5.00	MC17	34,203.				34,203.	34,203.		0.	34,203.
626	PLAYGROUND EQMT.	11/30/13	150DB	15.00	MC17	45,237.				45,237.	26,872.		2,671.	29,543.
627	POOL RENOVATION	08/31/13	150DB	15.00	MC17	2,532.				2,532.	1,542.		149.	1,691.
628	ROOT BARRIER INSTALLATION	12/31/13	150DB	15.00	MC17	164,344.				164,344.	97,626.		9,704.	107,330.
629	(D)LEISURE PATH	12/31/13	150DB	15.00	MC17	5,150.				5,150.	3,060.		266.	3,326.
630	TURF 1 GASOLINE 9HP	11/30/13	150DB	7.00	MC17	8,003.				8,003.	8,003.		0.	8,003.
631	TENNIS SHOP IMPR	12/31/13	150DB	7.00	MC17	9,233.				9,233.	9,233.		0.	9,233.
637	GOLF PRO SHOP RENOVATION 2014	05/31/14	SL	39.00	MM17	7,300.				7,300.	1,426.		187.	1,613.
638	CLUBHOUSE LANDSCAPE ENHANCEMENTS '14	05/31/14	SL	39.00	MM17	42,275.				42,275.	8,266.		1,084.	9,350.
639	LABOR TO INSTALL CARPET	06/30/14	SL	39.00	MM17	1,800.				1,800.	347.		46.	393.
640	LANDSCAPING	06/30/14	SL	39.00	MM17	3,218.				3,218.	626.		83.	709.
641	CLUBHOUSE RENOVATION 2014	06/30/14	SL	39.00	MM17	73,963.				73,963.	14,299.		1,896.	16,195.
642	PANA ROOFING	07/31/14	SL	39.00	MM17	1,980.				1,980.	380.		51.	431.
643	TILE AT WATER FEATURE	09/30/14	SL	39.00	MM17	1,200.				1,200.	226.		31.	257.
644	CLUBHOUSE ELEVATOR 2014	10/31/14	SL	39.00	MM17	55,119.				55,119.	10,185.		1,413.	11,598.
645	TENNIS CENTER ROOF REPAIRS 2014	10/31/14	SL	39.00	MM17	3,850.				3,850.	714.		99.	813.
646	CLUBHOUSE ART	05/31/14	150DB	7.00	MC17	7,451.				7,451.	7,451.		0.	7,451.

2022 DEPRECIATION AND AMORTIZATION REPORT

OTHER DEPRECIATION

OTHER

Asset No.	Description	Date Acquired	Method	Life	Conv	Line No.	Unadjusted Cost Or Basis	Bus % Excl	Section 179 Expense	* Reduction In Basis	Basis For Depreciation	Beginning Accumulated Depreciation	Current Sec 179 Expense	Current Year Deduction	Ending Accumulated Depreciation
647	SECURITY CAMERAS (REPLACED)	10/31/14	150DB	7.00		MC17	6,170.				6,170.	6,170.		0.	6,170.
648	CLUBHOUSE DOORS & CLOSURES 2014	05/31/14	150DB	7.00		MC17	9,615.				9,615.	9,615.		0.	9,615.
649	CLUBHOUSE PATIO FURN. (2014 ADDTL)	05/31/14	150DB	7.00		MC17	2,849.				2,849.	2,849.		0.	2,849.
652	(D)CH KITCHEN EQUIPMENT JULY 2014	07/31/14	150DB	7.00		MC17	9,186.				9,186.	9,186.		0.	9,186.
653	(D)KITCHEN EQMT. 2014	09/30/14	150DB	7.00		MC17	12,346.				12,346.	12,346.		0.	12,346.
654	CH ACCESSORIES, ART, ETC. FOR RENO	12/31/14	150DB	7.00		MC17	74,971.				74,971.	74,971.		0.	74,971.
655	CH ACCESSORIES	12/31/14	150DB	7.00		MC17	5,247.				5,247.	5,247.		0.	5,247.
656	(D)RANGE SLED & FOLDING BAG STAND	05/31/14	150DB	7.00		MC17	2,445.				2,445.	2,445.		0.	2,445.
658	DIVOT MIX AND WASTE CONTAINERS	07/31/14	150DB	7.00		MC17	5,755.				5,755.	5,755.		0.	5,755.
659	SHIPPING & HANDLING ON EQMT.	07/31/14	150DB	7.00		MC17	912.				912.	912.		0.	912.
660	DIVOT MIX & WASTE CONTAINERS (2 OF 2)	09/30/14	150DB	7.00		MC17	5,755.				5,755.	5,755.		0.	5,755.
661	FLIGHTSCOPE	10/31/14	150DB	7.00		MC17	9,042.				9,042.	9,042.		0.	9,042.
662	(D)CARRYALL 500 GAS (3 UNITS)	12/31/14	150DB	7.00		MC17	25,853.				25,853.	25,853.		0.	25,853.
663	WORKMAN HDX GAS 2WD	12/31/14	150DB	7.00		MC17	21,027.				21,027.	21,027.		0.	21,027.
664	WORKMAN HDX GAS 2WD	12/31/14	150DB	7.00		MC17	21,027.				21,027.	21,027.		0.	21,027.
665	WORKMAN HDX GAS 2WD	12/31/14	150DB	7.00		MC17	22,553.				22,553.	22,553.		0.	22,553.
666	WORKMAN HDX GAS 2WD	12/31/14	150DB	7.00		MC17	21,027.				21,027.	21,027.		0.	21,027.
667	(D)CARRYALL 500 GAS	12/31/14	150DB	7.00		MC17	25,853.				25,853.	25,853.		0.	25,853.

2022 DEPRECIATION AND AMORTIZATION REPORT

OTHER DEPRECIATION

OTHER

Asset No.	Description	Date Acquired	Method	Life	Conv Line No.	Unadjusted Cost Or Basis	Bus % Excl	Section 179 Expense	* Reduction In Basis	Basis For Depreciation	Beginning Accumulated Depreciation	Current Sec 179 Expense	Current Year Deduction	Ending Accumulated Depreciation
668	COMFORT STATION 2014	05/31/14	150DB	7.00	MC17	19,782.				19,782.	19,782.		0.	19,782.
669	HOSHIZAKI ICE MACHINE @ COMFORT STA.	05/31/14	150DB	7.00	MC17	5,629.				5,629.	5,629.		0.	5,629.
670	REVITALIZATION SURVEY & CONSULT-GC	05/31/14	150DB	15.00	MC17	9,700.				9,700.	5,477.		573.	6,050.
671	WORK ON TEES 8/14	08/31/14	150DB	15.00	MC17	10,000.				10,000.	5,497.		591.	6,088.
672	WORK ON PUTTING GREED 08/14	08/31/14	150DB	15.00	MC17	21,071.				21,071.	11,584.		1,244.	12,828.
673	BERMUDA & ZOYSIA GRASS	08/31/14	150DB	15.00	MC17	1,189.				1,189.	653.		70.	723.
674	LANDSCAPE REMEDIATION 2014	12/31/14	150DB	15.00	MC17	138,210.				138,210.	73,941.		8,161.	82,102.
675	LAGOON ENGINEERING STUDY 2014	12/31/14	150DB	15.00	MC17	3,400.				3,400.	1,819.		201.	2,020.
676	WORK ON FRONT ENTRANCE 08/14	08/31/14	SL	39.00	MM17	3,222.				3,222.	612.		83.	695.
677	(D)KAYAKS	06/30/14	150DB	7.00	MC17	2,403.				2,403.	2,403.		0.	2,403.
678	TECHNOLOGY UPDATE 2014	05/31/14	150DB	5.00	MC17	4,937.				4,937.	4,937.		0.	4,937.
679	(D)PRINTER REPAIRS 2014	12/31/14	150DB	5.00	MC17	3,819.				3,819.	3,819.		0.	3,819.
681	LONG COVE POOLHOUSE RENOVATION STUDY	08/31/14	SL	39.00	MM17	20,575.				20,575.	3,894.		528.	4,422.
682	POOLHOUSE RENOVATION STUDY 2014	09/30/14	SL	39.00	MM17	1,115.				1,115.	211.		29.	240.
683	CLUBHOUSE ADDITIONAL PARKING (1 OF 2)	09/30/14	150DB	15.00	MC17	146,678.				146,678.	80,637.		8,661.	89,298.
684	CLUBHOUSE ADDITIONAL PARKING (2 OF 2)	09/30/14	150DB	15.00	MC17	46,283.				46,283.	25,445.		2,733.	28,178.
685	ROADS REPAIR & MAINTENANCE 2014	12/31/14	150DB	15.00	MC17	472,602.				472,602.	252,838.		27,907.	280,745.
686	(D)2 DEFIBRILATORS (LIFEPAK CR + AED)	08/31/14	150DB	7.00	MC17	3,650.				3,650.	3,650.		0.	3,650.

2022 DEPRECIATION AND AMORTIZATION REPORT

OTHER DEPRECIATION

OTHER

Asset No.	Description	Date Acquired	Method	Life	C o n v	Line No.	Unadjusted Cost Or Basis	Bus % Excl	Section 179 Expense	* Reduction In Basis	Basis For Depreciation	Beginning Accumulated Depreciation	Current Sec 179 Expense	Current Year Deduction	Ending Accumulated Depreciation
687	SECURITY PC FOR CAMERAS	09/30/14	150DB	7.00	MC	17	901.				901.	901.		0.	901.
688	TENNIS SHOP WORK 2014	05/31/14	150DB	7.00	MC	17	3,675.				3,675.	3,675.		0.	3,675.
690	TENNIS COURTS REFIT 2014	05/31/14	150DB	7.00	MC	17	921.				921.	921.		0.	921.
691	BALANCE DUE ON ELEVATOR IN CH	05/31/15	SL	39.00	MM	17	5,860.				5,860.	994.		150.	1,144.
692	TENNIS HVAC UNIT - 2015	05/31/15	SL	39.00	MM	17	4,478.				4,478.	762.		115.	877.
693	PRO SHOP RENOVATION 2015	07/09/15	SL	39.00	MM	17	9,904.				9,904.	1,640.		254.	1,894.
694	CLUBHOUSE RAILINGS	07/31/15	SL	39.00	MM	17	7,070.				7,070.	1,169.		181.	1,350.
695	CLUBHOUSE ELEVATOR - 2015	07/31/15	SL	39.00	MM	17	965.				965.	161.		25.	186.
696	TENNIS BUILDING PAINT	12/30/15	SL	39.00	MM	17	3,500.				3,500.	544.		90.	634.
697	SOUS VIDE WATER BATH COOKING SYSTEM	03/31/15	150DB	7.00	HY	17	973.				973.	913.		60.	973.
698	HALO HEAT SLO COOKER & HOLD OVEN	04/30/15	150DB	7.00	HY	17	9,147.				9,147.	8,587.		560.	9,147.
699	DANCE FLOOR - CLUBHOUSE	04/30/15	150DB	7.00	HY	17	6,824.				6,824.	6,406.		418.	6,824.
700	SOUND SYSTEM - PREFUNCTION AREA	06/30/15	150DB	7.00	HY	17	1,000.				1,000.	939.		61.	1,000.
704	HOLE IN ONE PLAQUE	06/30/15	150DB	7.00	HY	17	4,500.				4,500.	4,224.		276.	4,500.
707	WORKMAN HDX	03/31/15	150DB	7.00	HY	17	6,890.				6,890.	6,468.		422.	6,890.
708	WALKING CARTS 2015	07/01/15	150DB	7.00	HY	17	1,780.				1,780.	1,671.		109.	1,780.
710	MH 400 REPLACEMENT	09/30/15	150DB	7.00	HY	17	35,745.				35,745.	33,556.		2,189.	35,745.
711	AIR COMPRESSOR	09/30/15	150DB	7.00	HY	17	2,883.				2,883.	2,706.		177.	2,883.

2022 DEPRECIATION AND AMORTIZATION REPORT

OTHER DEPRECIATION

OTHER

Asset No.	Description	Date Acquired	Method	Life	Conv	Line No.	Unadjusted Cost Or Basis	Bus % Excl	Section 179 Expense	* Reduction In Basis	Basis For Depreciation	Beginning Accumulated Depreciation	Current Sec 179 Expense	Current Year Deduction	Ending Accumulated Depreciation
713	KUBOTA TRACTOR	09/30/15	150DB	7.00		HY17	21,836.				21,836.	20,499.		1,337.	21,836.
714	WALKING CARTS2 2015	09/30/15	150DB	7.00		HY17	500.				500.	469.		31.	500.
716	SIMONEAUX ELECT	07/30/15	150DB	15.00		HY17	1,230.				1,230.	614.		72.	686.
717	PRACTICE RANGE ELECTRIC	07/30/15	150DB	15.00		HY17	5,400.				5,400.	2,691.		319.	3,010.
718	BOBBY WEED GOLF DESIGN	08/21/15	150DB	15.00		HY17	401.				401.	200.		24.	224.
719	WITMER JONES KEEFER CONSULT	08/25/15	150DB	15.00		HY17	1,311.				1,311.	654.		77.	731.
720	ELECTRIC TO RANGE	08/31/15	150DB	15.00		HY17	425.				425.	212.		25.	237.
721	CURBING AT RANGE	08/31/15	150DB	15.00		HY17	3,200.				3,200.	1,594.		189.	1,783.
723	PUMP HOUSE RENOVATION	09/30/15	150DB	15.00		HY17	9,680.				9,680.	4,822.		572.	5,394.
725	BOBBY WEED GOLF DESIGN	11/20/15	150DB	15.00		HY17	11,519.				11,519.	5,737.		680.	6,417.
727	LANDSCAPE REMEDIATION 2015	12/31/15	150DB	15.00		HY17	38,170.				38,170.	19,012.		2,254.	21,266.
728	TIME CLOCKS (CH,GOLF MNT,CART BARN)	03/31/15	150DB	5.00		HY17	6,000.				6,000.	6,000.		0.	6,000.
732	CHEFTEC PLUS SOFTWARE	05/31/15	150DB	3.00		HY17	3,525.				3,525.	3,525.		0.	3,525.
733	ARB COMPUTER/MONITOR	06/30/15	150DB	5.00		HY17	1,747.				1,747.	1,747.		0.	1,747.
734	CHEFTEC INTERFACE	06/30/15	150DB	5.00		HY17	2,650.				2,650.	2,650.		0.	2,650.
736	BASKETBALL HOOP	09/30/15	150DB	15.00		HY17	2,956.				2,956.	1,473.		174.	1,647.
737	BASKETBALL COURT	11/06/15	150DB	15.00		HY17	17,907.				17,907.	8,919.		1,057.	9,976.
738	POOL RESURFACE - DECKING	07/31/15	SL	39.00		16	4,400.				4,400.	725.		113.	838.

2022 DEPRECIATION AND AMORTIZATION REPORT

OTHER DEPRECIATION

OTHER

Asset No.	Description	Date Acquired	Method	Life	C o n v	Line No.	Unadjusted Cost Or Basis	Bus % Excl	Section 179 Expense	* Reduction In Basis	Basis For Depreciation	Beginning Accumulated Depreciation	Current Sec 179 Expense	Current Year Deduction	Ending Accumulated Depreciation
739	POOL RESURFACE	12/10/15	SL	39.00	MM	17	13,450.				13,450.	2,084.		345.	2,429.
740	ROAD WORK 2015 (ACCRUED 12/31/14)	03/31/15	150DB	15.00	HY	17	29,987.				29,987.	14,937.		1,771.	16,708.
741	ADMIN / TENNIS PARKING LOT RESURFACE	08/21/15	150DB	15.00	HY	17	15,199.				15,199.	7,571.		897.	8,468.
742	LAGOON RESTORATION 2015	12/30/15	150DB	15.00	HY	17	14,457.				14,457.	7,201.		854.	8,055.
748	ADMIN RENOVATION	09/30/16	SL	39.00	MM	17	15,783.				15,783.	2,143.		405.	2,548.
749	CLUBHOUSE RAILING	11/30/16	SL	39.00	MM	17	1,200.				1,200.	159.		31.	190.
750	RADIO REPLACEMENT - GOLF MAINTENANCE	03/31/16	200DB	7.00	HY	17	16,079.				16,079.	13,927.		1,435.	15,362.
751	KRYOVAC	06/30/16	200DB	7.00	HY	17	2,279.				2,279.	1,974.		203.	2,177.
753	GRILLE	06/30/16	200DB	7.00	HY	17	5,315.				5,315.	4,603.		475.	5,078.
754	REACH IN FREEZER	09/30/16	200DB	7.00	HY	17	10,428.				10,428.	9,032.		931.	9,963.
756	BLENDERS	10/31/16	200DB	7.00	HY	17	1,153.				1,153.	999.		103.	1,102.
757	CLUBHOUSE PODIUM	11/30/16	200DB	7.00	HY	17	2,359.				2,359.	2,043.		211.	2,254.
758	WATER COOLER	09/30/16	200DB	7.00	HY	17	2,371.				2,371.	2,054.		211.	2,265.
759	FOLEY REEL GRINDER	12/31/16	200DB	7.00	HY	17	41,070.				41,070.	35,572.		3,665.	39,237.
760	FOLEY BED-KNIFE GRINDER	12/31/16	200DB	7.00	HY	17	17,750.				17,750.	15,374.		1,584.	16,958.
761	BALL WASHER	09/30/16	200DB	7.00	HY	17	1,990.				1,990.	1,724.		177.	1,901.
762	GOLF COURSE REVITALIZATION 2016	12/31/16	150DB	15.00	HY	17	40,393.				40,393.	17,734.		2,385.	20,119.
763	GOLF COURSE REDESIGN	12/31/16	150DB	15.00	HY	17	56,927.				56,927.	24,993.		3,361.	28,354.

2022 DEPRECIATION AND AMORTIZATION REPORT

OTHER DEPRECIATION

OTHER

Asset No.	Description	Date Acquired	Method	Life	C o n v	Line No.	Unadjusted Cost Or Basis	Bus % Excl	Section 179 Expense	* Reduction In Basis	Basis For Depreciation	Beginning Accumulated Depreciation	Current Sec 179 Expense	Current Year Deduction	Ending Accumulated Depreciation
765	JETSKI DOCKS	03/31/16	150DB	15.00		HY17	16,500.				16,500.	7,245.		974.	8,219.
766	KAYAKS	06/30/16	200DB	7.00		HY17	5,000.				5,000.	4,331.		446.	4,777.
767	FAST ATTACK FIRE PUMP	10/31/16	200DB	7.00		HY17	3,318.				3,318.	2,874.		296.	3,170.
768	SECURITY PC AND MONITOR	06/30/16	200DB	5.00		HY17	947.				947.	947.		0.	947.
769	ADMIN PROJECTOR	06/30/16	200DB	7.00		HY17	3,402.				3,402.	2,947.		303.	3,250.
770	PC REPLACEMENT (LINDSAY)	06/30/16	200DB	5.00		HY17	1,698.				1,698.	1,698.		0.	1,698.
771	TENNIS CHIT PRINTER	06/30/16	200DB	5.00		HY17	1,132.				1,132.	1,132.		0.	1,132.
772	BACKUP SERVER	07/31/16	200DB	5.00		HY17	2,100.				2,100.	2,100.		0.	2,100.
773	PC REPLACEMENT - GOLF	07/31/16	200DB	5.00		HY17	847.				847.	847.		0.	847.
774	POOL HOUSE RESTROOMS AND BOOK ROOM	06/30/16	150DB	15.00		HY17	46,449.				46,449.	20,393.		2,743.	23,136.
775	POOL REPLASTER	06/30/16	150DB	15.00		HY17	42,673.				42,673.	18,736.		2,520.	21,256.
776	2016 ROADS	08/31/16	150DB	15.00		HY17	377,210.				377,210.	165,608.		22,274.	187,882.
777	TENNIS COURTS FENCE AND LIGHTS	06/30/16	150DB	15.00		HY17	60,626.				60,626.	26,618.		3,580.	30,198.
778	PICKLEBALL COURTS	12/31/16	150DB	15.00		HY17	25,753.				25,753.	11,307.		1,521.	12,828.
784	CLUBHOUSE BASEMENT CARPETING	01/31/17	200DB	5.00		MC17	2,731.				2,731.	2,693.		38.	2,731.
785	PICKLEBALL COURTS	03/31/17	150DB	15.00		MC17	7,200.				7,200.	2,889.		431.	3,320.
786	HVAC - ADMINISTRATION BUILDING	03/31/17	SL	39.00		MM17	4,474.				4,474.	551.		115.	666.
788	DELL NOTEBOOK - CHRISTY	06/30/17	200DB	5.00		MC17	1,241.				1,241.	1,188.		53.	1,241.

2022 DEPRECIATION AND AMORTIZATION REPORT

OTHER DEPRECIATION

OTHER

Asset No.	Description	Date Acquired	Method	Life	Conv	Line No.	Unadjusted Cost Or Basis	Bus % Excl	Section 179 Expense	* Reduction In Basis	Basis For Depreciation	Beginning Accumulated Depreciation	Current Sec 179 Expense	Current Year Deduction	Ending Accumulated Depreciation
789	DELL NOTEBOOK - MATT	06/30/17	200DB	5.00	MC	17	2,220.				2,220.	2,125.		95.	2,220.
790	DELL OPTI 3040 - LEE	06/30/17	200DB	5.00	MC	17	1,166.				1,166.	1,116.		50.	1,166.
791	DELL OPTI 3040 - BEN	06/30/17	200DB	5.00	MC	17	1,154.				1,154.	1,105.		49.	1,154.
792	DELL OPTI 3040 - ROB	06/30/17	200DB	5.00	MC	17	1,154.				1,154.	1,105.		49.	1,154.
793	DOCK REPAIRS	06/30/17	150DB	15.00	MC	17	10,500.				10,500.	4,041.		646.	4,687.
794	CABINETS	06/30/17	200DB	7.00	MC	17	3,754.				3,754.	2,963.		333.	3,296.
796	ADMIN RENOVATION - RUGS	06/30/17	200DB	5.00	MC	17	1,784.				1,784.	1,708.		76.	1,784.
797	HVAC - ADMINISTRATION BUILDING	06/30/17	SL	39.00	MM	17	4,321.				4,321.	504.		111.	615.
798	SECURITY CAMERA ADDITIONS AND UPGRADES	07/31/17	200DB	7.00	MC	17	7,489.				7,489.	5,749.		663.	6,412.
799	CLUBHOUSE WINDOW REPLACEMENT	07/31/17	SL	39.00	MM	17	6,194.				6,194.	709.		159.	868.
800	HVAC - GOLF SHOP	07/31/17	SL	39.00	MM	17	8,844.				8,844.	1,012.		227.	1,239.
801	CHINA GLASS AND SILVER	08/31/17	200DB	7.00	MC	17	10,499.				10,499.	8,059.		930.	8,989.
802	DELL OPTIPLEX 3040 - BOB	09/30/17	200DB	5.00	MC	17	1,198.				1,198.	1,113.		85.	1,198.
803	SALAMANDER BROILER	09/30/17	200DB	7.00	MC	17	2,101.				2,101.	1,612.		186.	1,798.
804	BOATS	09/30/17	200DB	5.00	MC	17	10,999.				10,999.	10,222.		777.	10,999.
805	TENNIS - HM	12/31/17	150DB	15.00	MC	17	29,203.				29,203.	10,282.		1,892.	12,174.
806	SPEED DISPLAY SIGN	12/31/17	150DB	15.00	MC	17	2,839.				2,839.	999.		184.	1,183.
807	SECURITY VEHICLE #2	12/31/17	200DB	5.00	MC	17	23,431.				23,431.	21,187.		2,244.	23,431.

2022 DEPRECIATION AND AMORTIZATION REPORT

OTHER DEPRECIATION

OTHER

Asset No.	Description	Date Acquired	Method	Life	Conv	Line No.	Unadjusted Cost Or Basis	Bus % Excl	Section 179 Expense	* Reduction In Basis	Basis For Depreciation	Beginning Accumulated Depreciation	Current Sec 179 Expense	Current Year Deduction	Ending Accumulated Depreciation
808	GATEHOUSE - HM	12/31/17	SL	39.00	MM	17	23,022.				23,022.	2,385.		590.	2,975.
809	SECURITY VEHICLE #1	12/31/17	200DB	5.00	MC	17	23,431.				23,431.	21,187.		2,244.	23,431.
810	PRINTER - LC	12/31/17	200DB	5.00	MC	17	477.				477.	431.		46.	477.
811	SERVER	12/31/17	200DB	5.00	MC	17	873.				873.	789.		84.	873.
812	DESKTOP PC - ASHLEY	12/31/17	200DB	5.00	MC	17	1,315.				1,315.	1,189.		126.	1,315.
813	DESKTOP PC - TENNIS	12/31/17	200DB	5.00	MC	17	1,138.				1,138.	1,029.		109.	1,138.
814	CLOUD MANAGED SECURITY APPLIANCE	12/31/17	200DB	5.00	MC	17	4,865.				4,865.	4,399.		466.	4,865.
815	PWC DOCKS	12/31/17	150DB	15.00	MC	17	24,750.				24,750.	8,715.		1,604.	10,319.
816	PERIMETER FENCING - HM	12/31/17	150DB	15.00	MC	17	3,280.				3,280.	1,155.		213.	1,368.
817	REMEDIATION - HM	12/31/17	150DB	15.00	MC	17	429,103.				429,103.	151,089.		27,801.	178,890.
818	LAGOON ENGINEERING STUDY	12/31/17	150DB	15.00	MC	17	9,125.				9,125.	3,213.		591.	3,804.
819	GOLF COURSE - HM	12/31/17	150DB	15.00	MC	17	206,242.				206,242.	72,618.		13,362.	85,980.
820	TIRES - DUMP TRUCK	12/31/17	200DB	5.00	MC	17	911.				911.	824.		87.	911.
821	TRUCK BED FABRICATE AND SPRAY	12/31/17	200DB	5.00	MC	17	6,315.				6,315.	5,711.		604.	6,315.
822	KUBOTA TRACTOR	12/31/17	200DB	3.00	MC	17	24,910.				24,910.	24,910.		0.	24,910.
823	SPREADER	12/31/17	200DB	7.00	MC	17	4,553.				4,553.	3,410.		398.	3,808.
824	SNACK BAR CABINETS	12/31/17	200DB	7.00	MC	17	1,970.				1,970.	1,476.		172.	1,648.
825	AREA RUG	12/31/17	200DB	7.00	MC	17	3,472.				3,472.	2,601.		303.	2,904.

2022 DEPRECIATION AND AMORTIZATION REPORT

OTHER DEPRECIATION

OTHER

Asset No.	Description	Date Acquired	Method	Life	Conv	Line No.	Unadjusted Cost Or Basis	Bus % Excl	Section 179 Expense	* Reduction In Basis	Basis For Depreciation	Beginning Accumulated Depreciation	Current Sec 179 Expense	Current Year Deduction	Ending Accumulated Depreciation
826	CHRISTMAS DECORATIONS	12/31/17	200DB	7.00	MC	17	9,967.				9,967.	7,465.		870.	8,335.
827	PRESSURE WASHER AND TRAILER	12/31/17	200DB	5.00	MC	17	11,837.				11,837.	10,703.		1,134.	11,837.
828	NEW PATIO FURNITURE	12/31/17	200DB	7.00	MC	17	5,870.				5,870.	4,396.		513.	4,909.
829	ADMIN. RENOVATION	12/31/17	200DB	5.00	MC	17	182.				182.	165.		17.	182.
830	CLUBHOUSE - HM	12/31/17	SL	39.00	MM	17	539,348.				539,348.	55,892.		13,829.	69,721.
831	FIRE PIT	12/31/17	SL	39.00	MM	17	14,275.				14,275.	1,479.		366.	1,845.
837	CLUBHOUSE RAIN GUTTERS	12/31/18	SL	39.00	MM	17	2,343.				2,343.	183.		60.	243.
838	CLUBHOUSE RAILINGS	12/31/18	SL	39.00	MM	17	8,340.				8,340.	651.		214.	865.
839	AUDIO MATRIX	12/31/18	200DB	5.00	HY	17	3,191.				3,191.	2,640.		367.	3,007.
840	HOSTESS STATION LAPTOP	12/31/18	200DB	5.00	HY	17	1,879.				1,879.	1,554.		217.	1,771.
841	PROJECTOR UPGRADES	12/31/18	200DB	5.00	HY	17	1,612.				1,612.	1,334.		185.	1,519.
842	CHINA GLASS AND SILVER	12/31/18	200DB	7.00	HY	17	6,157.				6,157.	4,234.		549.	4,783.
843	GOLF COURSE RE-DESIGN 2018	12/31/18	SL	39.00	MM	17	2,520,169.				2,520,169.	196,553.		64,620.	261,173.
844	LANDSCAPE REMEDIATION #6 AND #7	12/31/18	SL	39.00	MM	17	9,070.				9,070.	709.		233.	942.
845	ROADS 2018	12/31/18	SL	39.00	MM	17	270,902.				270,902.	21,127.		6,946.	28,073.
846	WATER FOUNTAINS	12/31/18	SL	39.00	MM	17	3,638.				3,638.	283.		93.	376.
847	CAPITAL RESERVE STUDY	10/31/18	SL	39.00	MM	17	13,987.				13,987.	1,152.		359.	1,511.
848	PRO SHOP RENOVATION	10/31/18	SL	39.00	MM	17	6,663.				6,663.	549.		171.	720.

2022 DEPRECIATION AND AMORTIZATION REPORT

OTHER DEPRECIATION

OTHER

Asset No.	Description	Date Acquired	Method	Life	Conv Line No.	Unadjusted Cost Or Basis	Bus % Excl	Section 179 Expense	* Reduction In Basis	Basis For Depreciation	Beginning Accumulated Depreciation	Current Sec 179 Expense	Current Year Deduction	Ending Accumulated Depreciation
849	#16 RESTROOM	10/31/18	SL	39.00	MM17	2,744.				2,744.	225.		70.	295.
850	GRILL ROOM SKYLIGHTS	10/31/18	SL	39.00	MM17	3,038.				3,038.	250.		78.	328.
851	GRILL ROOM PAINTING	10/31/18	SL	39.00	MM17	648.				648.	55.		17.	72.
852	LADIES LOCKER ROOM COMPRESSOR	10/31/18	SL	39.00	MM17	3,158.				3,158.	260.		81.	341.
853	PRO LANDSCAPE SOFTWARE UPGRADE	10/31/18	200DB	5.00	HY17	915.				915.	757.		105.	862.
854	(D)CLUBHOUSE PATIO FURNITURE SANDBLAST	10/31/18	200DB	7.00	HY17	4,186.				4,186.	2,878.		187.	3,065.
855	CLUBHOUSE CHAIR CUSHIONS	10/31/18	200DB	7.00	HY17	1,860.				1,860.	1,279.		166.	1,445.
856	CLUBHOUSE MAIN STAIRCASE CARPET RUN	10/31/18	200DB	7.00	HY17	2,226.				2,226.	1,530.		199.	1,729.
857	(D)SPEED QUEEN DRYER	10/31/18	200DB	5.00	HY17	902.				902.	746.		52.	798.
858	GOLF COURSE WATER COOLERS	10/31/18	200DB	5.00	HY17	12,656.				12,656.	10,469.		1,458.	11,927.
859	LAGOON FOUNTAINS REPAIRS	10/31/18	SL	39.00	MM17	2,785.				2,785.	228.		71.	299.
861	PRO SHOP FIXTURES	10/31/18	200DB	7.00	HY17	8,381.				8,381.	5,763.		748.	6,511.
862	ROOF - TEACHING CENTER	09/30/18	SL	39.00	MM17	3,820.				3,820.	323.		98.	421.
863	LAND SURVEY - PLAYGROUND/FARM AREA	09/30/18	200DB	5.00	HY17	6,300.				6,300.	5,212.		725.	5,937.
864	WALKING CARTS	09/30/18	200DB	5.00	HY17	2,340.				2,340.	1,936.		269.	2,205.
865	CLUBHOUSE PARKING LOT	09/30/18	SL	39.00	MM17	141,288.				141,288.	11,926.		3,623.	15,549.
866	PICKLEBALL COURTS 2018	09/30/18	SL	39.00	MM17	204,032.				204,032.	17,222.		5,232.	22,454.
867	#6 RESTROOM	08/31/18	SL	39.00	MM17	8,773.				8,773.	759.		225.	984.

2022 DEPRECIATION AND AMORTIZATION REPORT

OTHER DEPRECIATION

OTHER

Asset No.	Description	Date Acquired	Method	Life	C o n v	Line No.	Unadjusted Cost Or Basis	Bus % Excl	Section 179 Expense	* Reduction In Basis	Basis For Depreciation	Beginning Accumulated Depreciation	Current Sec 179 Expense	Current Year Deduction	Ending Accumulated Depreciation
868	LCC REALTY OFFICE SPACE	08/31/18	SL	39.00	MM	17	40,000.				40,000.	3,463.		1,026.	4,489.
869	COMPUTER MONITOR - SECURITY	08/31/18	200DB	5.00	HY	17	233.				233.	193.		27.	220.
870	SOLSTICE FRYER SYSTEM	08/31/18	200DB	5.00	HY	17	16,114.				16,114.	13,329.		1,857.	15,186.
871	ICE MAKER #1	08/31/18	200DB	5.00	HY	17	7,488.				7,488.	6,194.		863.	7,057.
872	ICE MAKER #2	08/31/18	200DB	5.00	HY	17	7,488.				7,488.	6,194.		863.	7,057.
873	ICE MAKER #3	08/31/18	200DB	5.00	HY	17	7,488.				7,488.	6,194.		863.	7,057.
874	WORKMAN GTX #4	08/31/18	200DB	5.00	HY	17	7,417.				7,417.	6,135.		855.	6,990.
875	WORKMAN GTX #1	08/31/18	200DB	5.00	HY	17	9,808.				9,808.	8,113.		1,130.	9,243.
876	WORKMAN MDX CARRYALL	08/31/18	200DB	5.00	HY	17	10,735.				10,735.	8,880.		1,237.	10,117.
877	WORKMAN GTX #3	08/31/18	200DB	5.00	HY	17	7,417.				7,417.	6,135.		855.	6,990.
878	WORKMAN GTX #2	08/31/18	200DB	5.00	HY	17	7,417.				7,417.	6,135.		855.	6,990.
879	WORKMAN GTX #5	08/31/18	200DB	5.00	HY	17	6,579.				6,579.	5,442.		758.	6,200.
880	PICKER	08/31/18	200DB	5.00	HY	17	1,895.				1,895.	1,567.		219.	1,786.
881	AGRIMETAL BLOWER	08/31/18	200DB	5.00	HY	17	7,150.				7,150.	5,915.		823.	6,738.
882	CLUBHOUSE PHONE	08/31/18	200DB	7.00	HY	17	1,954.				1,954.	1,344.		174.	1,518.
883	CART BARN	07/31/18	SL	39.00	MM	17	1,927.				1,927.	169.		49.	218.
884	DOG WATERING STATION	07/31/18	200DB	5.00	HY	17	2,295.				2,295.	1,898.		265.	2,163.
885	GRASS AREA NEXT TO CLUBHOUSE	07/31/18	SL	39.00	MM	17	26,808.				26,808.	2,376.		687.	3,063.

2022 DEPRECIATION AND AMORTIZATION REPORT

OTHER DEPRECIATION

OTHER

Asset No.	Description	Date Acquired	Method	Life	Conv	Line No.	Unadjusted Cost Or Basis	Bus % Excl	Section 179 Expense	* Reduction In Basis	Basis For Depreciation	Beginning Accumulated Depreciation	Current Sec 179 Expense	Current Year Deduction	Ending Accumulated Depreciation
887	PUMP HOUSE AC UNIT	06/30/18	200DB	5.00		HY17	36,005.				36,005.	29,784.		4,147.	33,931.
888	CHINA GLASS AND SILVER	05/31/18	200DB	7.00		HY17	949.				949.	653.		85.	738.
889	LIGHTNING DETECTION SYSTEM	05/31/18	200DB	5.00		HY17	2,256.				2,256.	1,866.		260.	2,126.
890	AED	05/31/18	200DB	5.00		HY17	3,962.				3,962.	3,277.		457.	3,734.
891	FORD F150 - HAROLD	04/30/18	200DB	5.00		HY17	30,141.				30,141.	24,932.		3,473.	28,405.
892	FORD F150 - ASHLEY	04/30/18	200DB	5.00		HY17	27,410.				27,410.	22,674.		3,157.	25,831.
893	CHRISTMAS DECORATIONS	04/30/18	200DB	7.00		HY17	11,185.				11,185.	7,691.		998.	8,689.
894	LAPTOP - GOLF OUTSIDE ACCESS	04/30/18	200DB	5.00		HY17	3,631.				3,631.	3,003.		419.	3,422.
895	BOOM LIFT	04/30/18	200DB	5.00		HY17	31,305.				31,305.	25,895.		3,607.	29,502.
896	DELL OPTIPLEX 3050 - WILLIE	04/30/18	200DB	5.00		HY17	893.				893.	739.		103.	842.
897	DELL OPTIPLEX 3050 - LEON	04/30/18	200DB	5.00		HY17	1,008.				1,008.	834.		116.	950.
898	TENNIS IRRIGATION	04/30/18	SL	39.00		MM17	3,167.				3,167.	300.		81.	381.
899	FIREWALL	03/31/18	200DB	5.00		HY17	704.				704.	582.		81.	663.
900	BALL MACHINE	03/31/18	200DB	5.00		HY17	6,147.				6,147.	5,085.		708.	5,793.
901	UPS BATTERY	06/30/19	200DB	5.00		MC17	1,335.				1,335.	974.		152.	1,126.
902	COMPUTER AND PRINTER - GM	06/30/19	200DB	5.00		MC17	3,272.				3,272.	2,389.		372.	2,761.
903	CLUBHOUSE DESKTOP	06/30/19	200DB	5.00		MC17	968.				968.	706.		110.	816.
904	SERVER	06/30/19	200DB	5.00		MC17	24,374.				24,374.	17,793.		2,771.	20,564.

2022 DEPRECIATION AND AMORTIZATION REPORT

OTHER DEPRECIATION

OTHER

Asset No.	Description	Date Acquired	Method	Life	C o n v	Line No.	Unadjusted Cost Or Basis	Bus % Excl	Section 179 Expense	* Reduction In Basis	Basis For Depreciation	Beginning Accumulated Depreciation	Current Sec 179 Expense	Current Year Deduction	Ending Accumulated Depreciation
905	ADMIN ROOF	06/30/19	SL	39.00	MM	17	19,616.				19,616.	1,278.		503.	1,781.
906	HVAC - GATEHOUSE	08/31/19	SL	39.00	MM	17	4,812.				4,812.	292.		123.	415.
907	CLUBHOUSE WINDOW REPLACEMENT	08/31/19	SL	39.00	MM	17	9,834.				9,834.	599.		252.	851.
908	CLUBHOUSE LIFT	12/31/19	150DB	15.00	MC	17	10,873.				10,873.	2,176.		870.	3,046.
909	WORKMAN HDX 2WD	06/30/19	200DB	7.00	MC	17	8,740.				8,740.	5,077.		1,047.	6,124.
910	SIGNS	10/31/19	150DB	15.00	MC	17	12,498.				12,498.	2,501.		1,000.	3,501.
911	MASTER PLAN - 2019	12/31/19	SL	39.00	MM	17	65,767.				65,767.	3,443.		1,686.	5,129.
912	CLUBHOUSE PLAQUE	06/30/19	200DB	7.00	MC	17	3,870.				3,870.	2,248.		463.	2,711.
913	MIXER	06/30/19	200DB	7.00	MC	17	10,684.				10,684.	6,206.		1,279.	7,485.
914	CHRISTMAS DECORATIONS	06/30/19	200DB	7.00	MC	17	75.				75.	44.		9.	53.
915	BARSTOOLS REUPHOLSTERY	06/30/19	200DB	7.00	MC	17	2,244.				2,244.	1,304.		269.	1,573.
916	BANQUET GRILL	08/31/19	200DB	7.00	MC	17	1,012.				1,012.	551.		132.	683.
917	AUTO FLUSH - CLUBHOUSE	08/31/19	200DB	7.00	MC	17	997.				997.	543.		130.	673.
918	REACH IN REFRIGERATOR	08/31/19	200DB	7.00	MC	17	3,722.				3,722.	2,026.		485.	2,511.
919	CLUBHOUSE CARPET	08/31/19	200DB	5.00	MC	17	24,328.				24,328.	16,884.		2,978.	19,862.
920	GLASS WASHER	10/31/19	200DB	7.00	MC	17	7,310.				7,310.	3,714.		1,027.	4,741.
921	CLUBHOUSE EQUIPMENT	10/31/19	200DB	7.00	MC	17	37,090.				37,090.	18,843.		5,213.	24,056.
922	CHINA GLASS AND SILVER	10/31/19	200DB	7.00	MC	17	12,089.				12,089.	6,142.		1,699.	7,841.

2022 DEPRECIATION AND AMORTIZATION REPORT

OTHER DEPRECIATION

OTHER

Asset No.	Description	Date Acquired	Method	Life	Conv	Line No.	Unadjusted Cost Or Basis	Bus % Excl	Section 179 Expense	* Reduction In Basis	Basis For Depreciation	Beginning Accumulated Depreciation	Current Sec 179 Expense	Current Year Deduction	Ending Accumulated Depreciation
923	BANQUET EQUIPMENT	12/31/19	200DB	7.00	MC	17	15,644.				15,644.	7,948.		2,199.	10,147.
924	REPAIRS TO LIGHTNING DETECTION SYSTEM	08/31/19	150DB	15.00	MC	17	2,100.				2,100.	463.		164.	627.
925	DRINK HOLDERS	08/31/19	200DB	7.00	MC	17	1,975.				1,975.	1,076.		257.	1,333.
926	PUMP STATION VFD	10/31/19	150DB	15.00	MC	17	8,104.				8,104.	1,621.		648.	2,269.
927	PUMP HOUSE MOTOR	10/31/19	150DB	15.00	MC	17	6,459.				6,459.	1,293.		517.	1,810.
928	REPLACEMENT OF #18 BRIDGE	10/31/19	150DB	15.00	MC	17	40,000.				40,000.	8,005.		3,200.	11,205.
929	GOLF TEACHING FACILITY - 2019	12/31/19	150DB	15.00	MC	17	8,285.				8,285.	1,658.		663.	2,321.
930	BCPSD MITIGATION	06/30/19	150DB	15.00	MC	17	3,104.				3,104.	747.		236.	983.
931	(D)LEISURE PATH - 2019	12/31/19	150DB	15.00	MC	17	35,350.				35,350.	7,075.		2,475.	9,550.
932	LAGOON ENGINEERING STUDY - 2019	12/31/19	SL	39.00	MM	17	530,831.				530,831.	27,789.		13,611.	41,400.
933	PWC DOCKS	06/30/19	150DB	15.00	MC	17	15,000.				15,000.	3,610.		1,139.	4,749.
934	MARINA PARTY PLATFORM	12/31/19	150DB	15.00	MC	17	5,750.				5,750.	1,151.		460.	1,611.
935	MARINA DECKING	12/31/19	150DB	15.00	MC	17	68,993.				68,993.	13,807.		5,519.	19,326.
936	PUSH CARTS	12/31/19	200DB	5.00	MC	17	1,950.				1,950.	1,283.		267.	1,550.
937	PRINTER - MATT	08/31/19	200DB	7.00	MC	17	1,027.				1,027.	559.		134.	693.
938	OFFICE 365 MIGRATION	08/31/19	200DB	3.00	MC	17	6,250.				6,250.	5,729.		521.	6,250.
939	PC REPLACEMENT - DIANE	08/31/19	200DB	5.00	MC	17	1,094.				1,094.	759.		134.	893.
940	PC REPLACEMENT - LINDSAY	08/31/19	200DB	5.00	MC	17	1,094.				1,094.	759.		134.	893.

2022 DEPRECIATION AND AMORTIZATION REPORT

OTHER DEPRECIATION

OTHER

Asset No.	Description	Date Acquired	Method	Life	C o n v	Line No.	Unadjusted Cost Or Basis	Bus % Excl	Section 179 Expense	* Reduction In Basis	Basis For Depreciation	Beginning Accumulated Depreciation	Current Sec 179 Expense	Current Year Deduction	Ending Accumulated Depreciation
941	PC REPLACEMENT - HAROLD	08/31/19	200DB	5.00	MC	17	1,344.				1,344.	933.		164.	1,097.
942	SWITCH	08/31/19	200DB	7.00	MC	17	919.				919.	500.		120.	620.
943	MERAKI LICENSE	12/31/19	200DB	7.00	MC	17	4,280.				4,280.	2,174.		602.	2,776.
944	PARKING LOT RE-SEAL	08/31/19	150DB	15.00	MC	17	36,449.				36,449.	8,032.		2,842.	10,874.
945	ROADS - 2019	09/30/19	150DB	15.00	MC	17	54,584.				54,584.	12,029.		4,256.	16,285.
946	MAIN GATE GENERATOR	06/30/19	200DB	7.00	MC	17	5,150.				5,150.	2,991.		617.	3,608.
947	ADDITIONS TO SECURITY EQUIPMENT	06/30/19	200DB	7.00	MC	17	2,198.				2,198.	1,277.		263.	1,540.
948	AED - PICKELBALL COURT	08/31/19	150DB	15.00	MC	17	3,046.				3,046.	671.		238.	909.
949	TENNIS CARRYALL	06/30/19	200DB	7.00	MC	17	7,150.				7,150.	4,154.		856.	5,010.
950	OUTDOOR TENNIS FURNITURE	07/31/19	200DB	7.00	MC	17	20,067.				20,067.	10,926.		2,612.	13,538.
951	POOL UMBRELLAS	08/31/19	200DB	7.00	MC	17	2,375.				2,375.	1,294.		309.	1,603.
952	BOCCE BALL COURTS 2019	10/31/19	150DB	15.00	MC	17	81,369.				81,369.	16,284.		6,509.	22,793.
953	HURRICANE RELATED EXEPENSES	01/01/19	L				86,939.				86,939.			0.	
954	WINE CELLAR COOLING UNIT	06/30/20	200DB	7.00	HY	17	5,263.				5,263.	2,041.		921.	2,962.
955	CLUBHOUSE HVAC	06/30/20	SL	39.00	MM	17	7,552.				7,552.	299.		194.	493.
956	CLUBHOUSE HVAC UNITS	09/30/20	SL	39.00	MM	17	2,400.				2,400.	80.		62.	142.
957	CLUBHOUSE WINDOW REPLACEMENT	10/31/20	SL	39.00	MM	17	39,750.				39,750.	1,231.		1,019.	2,250.
958	COVID-19 RESTROOM FIXTURES	12/31/20	SL	39.00	MM	17	13,339.				13,339.	356.		342.	698.

2022 DEPRECIATION AND AMORTIZATION REPORT

OTHER DEPRECIATION

OTHER

Asset No.	Description	Date Acquired	Method	Life	C o n v	Line No.	Unadjusted Cost Or Basis	Bus % Excl	Section 179 Expense	* Reduction In Basis	Basis For Depreciation	Beginning Accumulated Depreciation	Current Sec 179 Expense	Current Year Deduction	Ending Accumulated Depreciation
959	EMPLOYEE CAFETERIA	12/31/20	SL	39.00	MM	17	26,632.				26,632.	711.		683.	1,394.
960	HVAC STUDY	12/31/20	SL	39.00	MM	17	6,700.				6,700.	179.		172.	351.
961	UTILITY TRAILER	06/30/20	200DB	7.00	HY	17	1,511.				1,511.	586.		264.	850.
962	#16 RESTROOM	08/31/20	200DB	7.00	HY	17	11,299.				11,299.	4,381.		1,977.	6,358.
963	MASTER PLAN - 2020	12/31/20	SL	39.00	MM	17	12,402.				12,402.	331.		318.	649.
964	SIGNAGE	12/31/20	200DB	7.00	HY	17	738.				738.	287.		129.	416.
965	COMBI OVEN	05/31/20	200DB	7.00	HY	17	36,479.				36,479.	14,145.		6,381.	20,526.
966	ICE MACHINE	05/31/20	200DB	7.00	HY	17	10,991.				10,991.	4,262.		1,923.	6,185.
967	TAYLOR ICE CREAM MACHINE	07/31/20	200DB	7.00	HY	17	2,477.				2,477.	961.		433.	1,394.
968	OUTDOOR FURNITURE- CLUBHOUSE	08/31/20	200DB	7.00	HY	17	5,092.				5,092.	1,975.		891.	2,866.
969	ICE CREAM MACHINE	09/30/20	200DB	7.00	HY	17	3,230.				3,230.	1,253.		565.	1,818.
970	ARTWORK	09/30/20	200DB	7.00	HY	17	11,650.				11,650.	4,518.		2,038.	6,556.
971	BARSTOOLS FOR BOCCE COURT	12/31/20	200DB	7.00	HY	17	958.				958.	372.		167.	539.
972	CHRISTMAS DECORATIONS	12/31/20	200DB	7.00	HY	17	728.				728.	282.		127.	409.
973	DROP CURTAINS- BAG DROP	05/31/20	200DB	7.00	HY	17	5,304.				5,304.	2,057.		928.	2,985.
974	GOLF ICE CHESTS	05/31/20	200DB	7.00	HY	17	1,879.				1,879.	729.		329.	1,058.
975	BANK MOWER	05/31/20	200DB	7.00	HY	17	44,485.				44,485.	17,249.		7,782.	25,031.
976	GREENS GROOMER	05/31/20	200DB	7.00	HY	17	3,790.				3,790.	1,470.		663.	2,133.

2022 DEPRECIATION AND AMORTIZATION REPORT

OTHER DEPRECIATION

OTHER

Asset No.	Description	Date Acquired	Method	Life	C o n v	Line No.	Unadjusted Cost Or Basis	Bus % Excl	Section 179 Expense	* Reduction In Basis	Basis For Depreciation	Beginning Accumulated Depreciation	Current Sec 179 Expense	Current Year Deduction	Ending Accumulated Depreciation
977	REEL MOWER	05/31/20	200DB	7.00		HY17	54,654.				54,654.	21,193.		9,560.	30,753.
978	REEL MOWER	05/31/20	200DB	7.00		HY17	38,115.				38,115.	14,779.		6,667.	21,446.
979	CLUB CLEANERS	06/30/20	200DB	7.00		HY17	2,088.				2,088.	810.		365.	1,175.
980	TOP DRESSER	08/31/20	200DB	7.00		HY17	10,561.				10,561.	4,095.		1,847.	5,942.
981	PUSH CARTS	12/31/20	200DB	7.00		HY17	2,005.				2,005.	778.		351.	1,129.
982	WORKMAN #1	12/31/20	200DB	5.00		HY17	8,025.				8,025.	4,173.		1,541.	5,714.
983	WORKMAN #2	12/31/20	200DB	5.00		HY17	8,025.				8,025.	4,173.		1,541.	5,714.
984	WORKMAN #3	12/31/20	200DB	5.00		HY17	9,963.				9,963.	5,181.		1,913.	7,094.
985	WORKMAN #4	12/31/20	200DB	5.00		HY17	9,963.				9,963.	5,181.		1,913.	7,094.
986	DRAINAGE #4, 7, 12 AND 16	10/31/20	150DB	15.00		HY17	56,730.				56,730.	8,226.		4,850.	13,076.
987	LAGOON ENGINEERING STUDY	05/31/20	SL	39.00		MM17	91,193.				91,193.	3,799.		2,338.	6,137.
988	HATTERAS LIGHTS	06/30/20	200DB	7.00		HY17	1,791.				1,791.	695.		313.	1,008.
989	DOCK ICE MACHINE	06/30/20	200DB	7.00		HY17	20,951.				20,951.	8,124.		3,665.	11,789.
990	DOCK WHEELS	12/31/20	150DB	15.00		HY17	1,214.				1,214.	176.		104.	280.
991	DOCK PILE EXTENSION	12/31/20	150DB	15.00		HY17	6,500.				6,500.	943.		556.	1,499.
992	DOCK PILE EXTENSION	12/31/20	150DB	15.00		HY17	5,079.				5,079.	737.		434.	1,171.
993	KAYAK LAUNCH	12/31/20	150DB	15.00		HY17	10,729.				10,729.	1,556.		917.	2,473.
994	WINDOWS 7 REPLACEMENT PROJECT 2020	05/31/20	200DB	3.00		HY17	29,725.				29,725.	23,120.		4,403.	27,523.

2022 DEPRECIATION AND AMORTIZATION REPORT

OTHER DEPRECIATION

OTHER

Asset No.	Description	Date Acquired	Method	Life	C o n v	Line No.	Unadjusted Cost Or Basis	Bus % Excl	Section 179 Expense	* Reduction In Basis	Basis For Depreciation	Beginning Accumulated Depreciation	Current Sec 179 Expense	Current Year Deduction	Ending Accumulated Depreciation
995	POS ONLINE CREDIT CARD INTERFACE	05/31/20	200DB	5.00		HY17	2,440.				2,440.	1,269.		468.	1,737.
996	NEW PHONE SWITCH	06/30/20	200DB	5.00		HY17	9,150.				9,150.	4,758.		1,757.	6,515.
997	MARKETING LAPTOP	07/31/20	200DB	5.00		HY17	1,986.				1,986.	1,033.		381.	1,414.
998	CONFERENCE CALL LINE	08/31/20	200DB	7.00		HY17	2,367.				2,367.	918.		414.	1,332.
999	LAPTOP	08/31/20	200DB	5.00		HY17	1,075.				1,075.	559.		206.	765.
1000	2 DESKTOPS	09/30/20	200DB	5.00		HY17	2,201.				2,201.	1,144.		423.	1,567.
1001	TOUCHPADS	05/31/21	200DB	5.00		MC17	3,433.				3,433.	858.		1,030.	1,888.
1002	SECURITY PC	05/31/21	200DB	5.00		MC17	1,052.				1,052.	263.		316.	579.
1003	SPEED HUMPS	12/31/21	150DB	15.00		MC17	5,108.				5,108.	64.		504.	568.
1004	FARM	12/31/21	150DB	15.00		MC17	37,004.				37,004.	463.		3,654.	4,117.
1005	KITCHEN FREEZER	05/31/21	200DB	7.00		MC17	2,249.				2,249.	402.		528.	930.
1006	FREEZER	05/31/21	200DB	7.00		MC17	3,955.				3,955.	706.		928.	1,634.
1007	HOT BOX	05/31/21	200DB	7.00		MC17	5,555.				5,555.	992.		1,304.	2,296.
1008	PATIO UMBRELLAS	05/31/21	200DB	7.00		MC17	2,247.				2,247.	401.		527.	928.
1009	JFB TVS (2)	12/31/21	200DB	7.00		MC17	681.				681.	24.		188.	212.
1010	SNACK BAR ICE MACHINE	12/31/21	200DB	7.00		MC17	7,376.				7,376.	263.		2,032.	2,295.
1011	2021 LAGOON ENGINEERING STUDY COSTS	12/31/21	150DB	15.00		MC17	61,324.				61,324.	767.		6,056.	6,823.
1012	GATEHOUSE SWITCH	12/31/21	200DB	7.00		MC17	2,160.				2,160.	77.		595.	672.

2022 DEPRECIATION AND AMORTIZATION REPORT

OTHER DEPRECIATION

OTHER

Asset No.	Description	Date Acquired	Method	Life	Conv Line No.	Unadjusted Cost Or Basis	Bus % Excl	Section 179 Expense	* Reduction In Basis	Basis For Depreciation	Beginning Accumulated Depreciation	Current Sec 179 Expense	Current Year Deduction	Ending Accumulated Depreciation
1013	NEW MONITOR FOR SUSIE	12/31/21	200DB	7.00	MC17	282.				282.	10.		78.	88.
1014	GENERAL IT	12/31/21	200DB	7.00	MC17	812.				812.	29.		224.	253.
1015	TENNIS COURT RESURFACING	12/31/21	150DB	15.00	MC17	27,000.				27,000.	338.		2,666.	3,004.
1016	REPAIRED GARAGE DOORS AT MAINTENANCE SHOP	05/31/21	SL	39.00	MM17	4,001.				4,001.	64.		103.	167.
1017	CLUBHOUSE WINDOW REPLACEMENT	12/31/21	SL	39.00	MM17	4,650.				4,650.	5.		119.	124.
1018	COMMUNITY SERVICES WORKMAN	05/31/21	150DB	15.00	MC17	22,031.				22,031.	1,377.		2,065.	3,442.
1019	CHLORINATOR	12/31/21	200DB	5.00	MC17	6,715.				6,715.	336.		2,552.	2,888.
1020	REACH-IN REFRIGERATOR	12/31/21	200DB	7.00	MC17	2,834.				2,834.	101.		781.	882.
1021	STEAMER	12/31/21	200DB	7.00	MC17	722.				722.	26.		199.	225.
1022	RADIOS	05/31/21	200DB	7.00	MC17	2,578.				2,578.	461.		605.	1,066.
1023	POLE BARN	05/31/21	200DB	7.00	MC17	23,783.				23,783.	4,247.		5,582.	9,829.
1024	GOLF SHOP DISPLAY LIGHTS	12/31/21	200DB	7.00	MC17	386.				386.	14.		106.	120.
1025	NEW BAG ROOM	12/31/21	200DB	7.00	MC17	3,262.				3,262.	117.		899.	1,016.
1026	TRACTOR	12/31/21	200DB	7.00	MC17	17,770.				17,770.	635.		4,896.	5,531.
1027	WEIR OUTFALL	12/31/21	150DB	15.00	MC17	2,260.				2,260.	28.		223.	251.
1028	DOCK CHAIRS	05/31/21	200DB	7.00	MC17	3,728.				3,728.	666.		875.	1,541.
1029	DOCK	12/31/21	200DB	7.00	MC17	57,849.				57,849.	2,066.		15,938.	18,004.
1030	PUSH CARTS	12/31/21	200DB	7.00	MC17	5,191.				5,191.	185.		1,430.	1,615.

2022 DEPRECIATION AND AMORTIZATION REPORT

OTHER DEPRECIATION

OTHER

Asset No.	Description	Date Acquired	Method	Life	Conv Line No.	Unadjusted Cost Or Basis	Bus % Excl	Section 179 Expense	* Reduction In Basis	Basis For Depreciation	Beginning Accumulated Depreciation	Current Sec 179 Expense	Current Year Deduction	Ending Accumulated Depreciation
1031	SURFACE TABLET	12/31/21	200DB	5.00	MC17	2,093.				2,093.	105.		795.	900.
1032	GOLF SHOP COMPUTERS	12/31/21	200DB	5.00	MC17	2,725.				2,725.	136.		1,036.	1,172.
1033	TIMEPILOT	12/31/21	200DB	7.00	MC17	1,974.				1,974.	71.		544.	615.
1034	SECURITY PC	12/31/21	200DB	5.00	MC17	1,052.				1,052.	53.		400.	453.
1035	DOCKMASTER SURFACE TABLET	12/31/21	200DB	5.00	MC17	1,533.				1,533.	77.		582.	659.
1036	HARD DRIVE FOR NAS	12/31/21	200DB	5.00	MC17	235.				235.	12.		89.	101.
1037	TENNIS NETWORK ISSUE FIX	12/31/21	200DB	7.00	MC17	430.				430.	15.		119.	134.
1038	BOB PATTON PRINTER	12/31/21	200DB	5.00	MC17	405.				405.	20.		154.	174.
1039	ADOBE ACROBAT LICENSE	12/31/21	150DB	15.00	MC17	962.				962.	12.		95.	107.
1040	ADMIN BUILDING RENO	12/31/21	200DB	7.00	MC17	28,053.				28,053.	1,002.		7,729.	8,731.
1041	2021 MASTER PLAN	12/31/21	150DB	15.00	MC17	68,150.				68,150.	852.		6,730.	7,582.
1042	#3 BRIDGE	12/31/21	150DB	15.00	MC17	51,474.				51,474.	643.		5,083.	5,726.
1043	RANGE PICKER SLED	12/31/21	200DB	7.00	MC17	4,380.				4,380.	156.		1,207.	1,363.
1044	TEE MARKERS	05/31/21	200DB	7.00	MC17	4,998.				4,998.	893.		1,173.	2,066.
1045	CLUBHOUSE HVAC	12/31/21	SL	39.00	MM17	30,081.				30,081.	32.		771.	803.
1046	POOL DECK RESURFACE/STAIN	12/31/21	150DB	15.00	MC17	825.				825.	10.		82.	92.
1047	WASHING MACHINE	12/31/21	200DB	7.00	MC17	1,136.				1,136.	41.		313.	354.
1048	CLUBHOUSE HVAC	12/31/21	SL	39.00	MM17	25,777.				25,777.	28.		661.	689.

2022 DEPRECIATION AND AMORTIZATION REPORT

OTHER DEPRECIATION

OTHER

Asset No.	Description	Date Acquired	Method	Life	Conv	Line No.	Unadjusted Cost Or Basis	Bus % Excl	Section 179 Expense	* Reduction In Basis	Basis For Depreciation	Beginning Accumulated Depreciation	Current Sec 179 Expense	Current Year Deduction	Ending Accumulated Depreciation
1049	ROADS	12/31/21	150DB	15.00	MC	17	677,820.				677,820.	8,473.		66,935.	75,408.
1050	SPEED SIGN	05/31/21	150DB	15.00	MC	17	4,990.				4,990.	312.		468.	780.
1051	CAMERAS	12/31/21	200DB	5.00	MC	17	14,184.				14,184.	709.		5,390.	6,099.
1052	TENNIS FURNITURE	05/31/21	200DB	7.00	MC	17	23,227.				23,227.	4,148.		5,451.	9,599.
1053	TENNIS LIGHTS	12/31/21	150DB	15.00	MC	17	153,286.				153,286.	1,916.		15,137.	17,053.
1054	TENNIS COURT LIFTS	12/31/21	150DB	15.00	MC	17	27,615.				27,615.	345.		2,727.	3,072.
1055	TENNIS WINDSCREENS	12/31/21	150DB	15.00	MC	17	10,497.				10,497.	131.		1,037.	1,168.
1056	TENNIS COURT ROLLER	12/31/21	150DB	15.00	MC	17	8,693.				8,693.	109.		858.	967.
1057	DRIVING RANGE 2022 TCDR	12/30/22	150DB	15.00	MC	19E	198,235.			198,235.				198,235.	
1058	GREENS MOWERS	08/31/22	200DB	7.00	MC	19C	136,257.			136,257.				136,257.	
1059	MASTER PLAN 2022 BLDG5	12/31/22	SL	39.00	MM	19I	109,099.				109,099.			117.	117.
1060	NETWORK WIFI RACKS SWITCHES	08/31/22	200DB	5.00	MC	19E	68,904.			68,904.				68,904.	
1061	GC DRAINAGE 22	10/25/22	150DB	15.00	MC	19E	56,328.			56,328.				56,328.	
1062	MOWER 1 STI 2022	07/31/22	200DB	7.00	MC	19C	50,701.			50,701.				50,701.	
1063	MOWER 2 STI 2022	07/31/22	200DB	7.00	MC	19C	50,701.			50,701.				50,701.	
1064	BRIDGE	08/03/22	SL	39.00	MM	19I	50,000.				50,000.			481.	481.
1065	TRACTOR	09/26/22	200DB	7.00	MC	19C	29,995.			29,995.				29,995.	
1066	CH CHINA MSE	11/18/22	200DB	7.00	MC	19C	21,644.			21,644.				21,644.	

2022 DEPRECIATION AND AMORTIZATION REPORT

OTHER DEPRECIATION

OTHER

Asset No.	Description	Date Acquired	Method	Life	Conv	Line No.	Unadjusted Cost Or Basis	Bus % Excl	Section 179 Expense	* Reduction In Basis	Basis For Depreciation	Beginning Accumulated Depreciation	Current Sec 179 Expense	Current Year Deduction	Ending Accumulated Depreciation
1067	TENNIS LIGHTING	03/22/22	150DB	15.00	MC	19E	20,501.			20,501.				20,501.	
1068	LAGOON ENG	09/28/22	150DB	15.00	MC	19E	20,083.			20,083.				20,083.	
1069	WALK IN COOLER	11/18/22	200DB	7.00	MC	19C	15,717.			15,717.				15,717.	
1070	PUMP STATION	11/07/22	150DB	15.00	MC	19E	15,485.			15,485.				15,485.	
1071	CAMERA TEACHING CENTER	11/07/22	200DB	5.00	MC	19E	15,158.			15,158.				15,158.	
1072	GOLF TRAINING CENTER	10/24/22	SL	39.00	MM	19D	15,000.				15,000.			80.	80.
1073	GC PRESERVATION TREES	04/27/22	150DB	15.00	MC	19E	14,594.			14,594.				14,594.	
1074	PWC BOXES	01/27/22	200DB	7.00	MC	19C	14,172.			14,172.				14,172.	
1075	CAMERAS	10/25/22	200DB	5.00	MC	19E	14,141.			14,141.				14,141.	
1076	WORKMAN 2022	08/31/22	200DB	7.00	MC	19C	13,320.			13,320.				13,320.	
1077	COMMUNITY SIGNS	10/25/22	150DB	15.00	MC	19E	12,513.			12,513.				12,513.	
1078	BAG DROP STANDS BENCHES	08/17/22	200DB	7.00	MC	19C	10,647.			10,647.				10,647.	
1079	CH EQUIPMENT FORTESSA	11/15/22	200DB	7.00	MC	19C	10,261.			10,261.				10,261.	
1080	COMBI OVEN	12/22/22	200DB	7.00	MC	19C	10,078.			10,078.				10,078.	
1081	ENG & CONSULTING LAGOON	11/04/22	150DB	15.00	MC	19E	8,894.			8,894.				8,894.	
1082	ENG & CONSULTING FOR LAGOON BANK	11/04/22	150DB	15.00	MC	19E	8,894.			8,894.				8,894.	
1083	MODULAR SYSTEMS	12/22/22	200DB	5.00	MC	19E	8,175.			8,175.				8,175.	
1084	DEFIBULATORS	07/19/22	200DB	7.00	MC	19C	8,035.			8,035.				8,035.	

2022 DEPRECIATION AND AMORTIZATION REPORT

OTHER DEPRECIATION

OTHER

Asset No.	Description	Date Acquired	Method	Life	Conv	Line No.	Unadjusted Cost Or Basis	Bus % Excl	Section 179 Expense	* Reduction In Basis	Basis For Depreciation	Beginning Accumulated Depreciation	Current Sec 179 Expense	Current Year Deduction	Ending Accumulated Depreciation
1085	DEMO & REPLACE SIDEWALK - POOL DECK	11/20/22	150DB	15.00	MC	19E	7,100.			7,100.				7,100.	
1086	BUSH MOWER	04/11/22	200DB	7.00	MC	19C	7,028.			7,028.				7,028.	
1087	COMBI OVEN	11/18/22	200DB	7.00	MC	19C	7,000.			7,000.				7,000.	
1088	ROAD ENG	06/14/22	150DB	15.00	MC	19E	5,949.			5,949.				5,949.	
1089	GOLF TEAHING CENTER SIPSD	01/05/22	SL	39.00	MM	19I	5,510.				5,510.			135.	135.
1090	ADMIN RENOVATION 22	06/29/22	SL	39.00	MM	19I	5,409.				5,409.			75.	75.
1091	LELY SPREADER	07/28/22	200DB	7.00	MC	19C	5,074.			5,074.				5,074.	
1092	KAYAKS	11/03/22	200DB	7.00	MC	19C	4,995.			4,995.				4,995.	
1093	GC IMPROVEMENTS TREES	12/01/22	150DB	15.00	MC	19E	4,978.			4,978.				4,978.	
1094	FARM FENCE	07/19/22	150DB	15.00	MC	19E	4,570.			4,570.				4,570.	
1095	COMPUTER	07/11/22	200DB	5.00	MC	19E	4,444.			4,444.				4,444.	
1096	COMPUTER	07/11/22	200DB	5.00	MC	19E	4,444.			4,444.				4,444.	
1097	PICKLEBALL MACHINE	03/22/22	200DB	7.00	MC	19C	3,859.			3,859.				3,859.	
1098	MEAT SLICER	04/11/22	200DB	7.00	MC	19C	3,588.			3,588.				3,588.	
1099	LAPTOPS	12/27/22	200DB	5.00	MC	19E	3,540.			3,540.				3,540.	
1100	TWO LAPTOPS	12/27/22	200DB	5.00	MC	19E	3,540.			3,540.				3,540.	
1101	STEAM TABLE	02/10/22	200DB	7.00	MC	19C	3,390.			3,390.				3,390.	
1102	PANEL SAW	05/13/22	200DB	7.00	MC	19C	3,206.			3,206.				3,206.	

2022 DEPRECIATION AND AMORTIZATION REPORT

OTHER DEPRECIATION

OTHER

Asset No.	Description	Date Acquired	Method	Life	Conv	Line No.	Unadjusted Cost Or Basis	Bus % Excl	Section 179 Expense	* Reduction In Basis	Basis For Depreciation	Beginning Accumulated Depreciation	Current Sec 179 Expense	Current Year Deduction	Ending Accumulated Depreciation
1103	WATER FOUNTAINS	04/11/22	150DB	15.00	MC	19E	3,188.			3,188.				3,188.	
1104	BALL CLEANER	06/14/22	200DB	7.00	MC	19C	3,051.			3,051.				3,051.	
1105	PATIO FURNITURE	08/10/22	200DB	7.00	MC	19C	2,620.			2,620.				2,620.	
1106	CH WINDOW	10/25/22	SL	39.00	MM	19I	2,500.				2,500.			13.	13.
1107	POOL DECK	04/13/22	150DB	15.00	MC	19E	2,386.			2,386.				2,386.	
1108	TRANSFER PUMP	11/02/22	150DB	15.00	MC	19E	2,188.			2,188.				2,188.	
1109	COMPUTER PC	02/25/22	200DB	5.00	MC	19E	2,031.			2,031.				2,031.	
1110	MITCHEL GOLF - LIE LOFT MACHINE	01/01/22	200DB	7.00	MC	19C	1,950.			1,950.				1,950.	
1111	TENNIS BENCHES	03/22/22	200DB	7.00	MC	19C	1,836.			1,836.				1,836.	
1112	ZACH'S NEW POSITION	12/01/22	200DB	5.00	MC	19E	1,602.			1,602.				1,602.	
1113	KITCHEN EQUIPMENT MIXER GRILL PARD	11/30/22	200DB	7.00	MC	19C	1,565.			1,565.				1,565.	
1114	CH KITCHEN TOASTER	11/18/22	200DB	7.00	MC	19C	1,296.			1,296.				1,296.	
1115	CAPITAL RANGE EXPENSE	11/02/22	200DB	7.00	MC	19C	1,057.			1,057.				1,057.	
1116	DRYER CLUBHOUSE	11/18/22	200DB	7.00	MC	19C	991.			991.				991.	
1117	BRIDGE #3	12/01/22	SL	39.00	MM	19I	600.				600.			1.	1.
1118	TENNIS BENCHES	11/30/22	200DB	7.00	MC	19C	443.			443.				443.	
1119	PRESERVATION TREES 22	03/18/22	150DB	15.00	MC	19E	419.			419.				419.	
1120	(D)2021 MASTER PLAN	12/31/21	150DB	15.00	MC	17	6,102.				6,102.	76.		528.	604.

2022 DEPRECIATION AND AMORTIZATION REPORT

OTHER DEPRECIATION

OTHER

Asset No.	Description	Date Acquired	Method	Life	Conv	Line No.	Unadjusted Cost Or Basis	Bus % Excl	Section 179 Expense	* Reduction In Basis	Basis For Depreciation	Beginning Accumulated Depreciation	Current Sec 179 Expense	Current Year Deduction	Ending Accumulated Depreciation
1121	(D)MASTER PLAN - 2020	12/31/20	SL	39.00	MM	17	6,566.				6,566.	175.		161.	336.
1122	(D)MASTER PLAN - 2019	12/31/19	SL	39.00	MM	17	22,600.				22,600.	1,183.		555.	1,738.
1123	COPIER #2207	11/10/22	200DB	7.00	MC	19C	29,025.			29,025.				29,025.	
1124	COPIER #7414	11/10/22	200DB	7.00	MC	19C	29,025.			29,025.				29,025.	
1125	PITNEY BOWES POSTAGE #3626	01/01/22	200DB	7.00	MC	19C	62,174.			62,174.				62,174.	
	* OTHER TOTAL OTHER						21501622.			1,056,985.	20444637.	6,999,613.		1,988,877.	7,931,505.
	BUILDINGS														
27	CLUBHOUSE IMPROVMENTS	06/30/87	L				824,796.				824,796.			0.	
28	MAINTENANCE BUILDING	06/30/87	L				161,349.				161,349.			0.	
29	HALFWAY HOUSE	06/30/87	L				20,000.				20,000.			0.	
30	PUMP HOUSE	06/30/87	L				4,000.				4,000.			0.	
31	POOL AND BUILDING	06/30/87	L				91,458.				91,458.			0.	
32	PUMP HOUSE GOLF COURSE	06/30/87	L				4,000.				4,000.			0.	
33	ADMINISTRATION BUILDING	12/01/93	SL	39.00		16	193,090.				193,090.	139,043.		4,951.	143,994.
34	CLUBHOUSE RENOVATIONS	10/31/96	SL	39.00		16	533,241.				533,241.	344,719.		13,673.	358,392.
35	POOL IMPROVEMENTS	05/18/98	SL	39.00		16	32,658.				32,658.	19,706.		837.	20,543.
36	ATTIC IMPROVEMENTS	04/29/98	SL	39.00		16	11,759.				11,759.	7,159.		302.	7,461.
38	TENNIS PRO-SHOP RENOVATION	11/30/01	SL	39.00		16	283,785.				283,785.	146,450.		7,277.	153,727.

2022 DEPRECIATION AND AMORTIZATION REPORT

OTHER DEPRECIATION

OTHER

Asset No.	Description	Date Acquired	Method	Life	Conv	Line No.	Unadjusted Cost Or Basis	Bus % Excl	Section 179 Expense	* Reduction In Basis	Basis For Depreciation	Beginning Accumulated Depreciation	Current Sec 179 Expense	Current Year Deduction	Ending Accumulated Depreciation
39	GREENHOUSE	03/20/98	200DB	7.00		HY17	1,819.				1,819.	1,671.		0.	1,671.
42	GOLF SHOP DOORS	04/15/03	150DB	15.00		HY17	1,800.				1,800.	1,800.		0.	1,800.
43	PANEL DRIVEWAY CEILINGS	04/15/03	150DB	15.00		HY17	7,249.				7,249.	7,249.		0.	7,249.
49	PAINT EXTERIOR TRIM-ADMIN OFFICE	01/12/05	200DB	7.00		HY17	3,500.				3,500.	3,500.		0.	3,500.
50	PAINT INTERIOR WALLS	03/28/05	200DB	7.00		HY17	6,495.				6,495.	6,495.		0.	6,495.
51	SEATH PUMP ROOM WALLS	12/31/05	200DB	7.00		HY17	2,700.				2,700.	2,700.		0.	2,700.
52	ICE MAKER	05/24/06	200DB	7.00		HY17	1,000.				1,000.	1,000.		0.	1,000.
53	SIGNAGE	05/24/06	200DB	7.00		HY17	429.				429.	429.		0.	429.
54	GOLF TEACHING FACILITY	06/30/06	SL	39.00		16	94,939.				94,939.	37,828.		2,434.	40,262.
55	EXPAND STORAGE IN GOLF SHOP	06/30/06	200DB	7.00		HY17	6,190.				6,190.	6,190.		0.	6,190.
56	MAINTENANCE FACILITY	04/25/06	SL	39.00		16	429,480.				429,480.	172,980.		11,012.	183,992.
57	POOLHOUSE BATHROOM RENOVATION	07/31/06	SL	39.00		16	36,755.				36,755.	14,562.		942.	15,504.
59	SECURITY GATEHOUSE	12/31/06	SL	39.00		16	210,695.				210,695.	81,257.		5,402.	86,659.
60	GATEHOUSE LIGHTS	11/15/06	200DB	7.00		HY17	3,900.				3,900.	3,900.		0.	3,900.
61	CONTRETE PATIO AT TENNIS CENTER	05/08/07	SL	39.00		16	7,500.				7,500.	2,808.		192.	3,000.
63	TENNIS STORAGE	03/17/07	SL	39.00		16	22,254.				22,254.	8,446.		571.	9,017.
67	REPLACE COMMUNITY SIGNAGE	01/31/08	200DB	7.00		HY17	3,211.				3,211.	3,211.		0.	3,211.
68	POOL HOUSE ROOF REPLACEMENT	06/18/08	SL	39.00		16	11,600.				11,600.	4,022.		297.	4,319.

2022 DEPRECIATION AND AMORTIZATION REPORT

OTHER DEPRECIATION

OTHER

Asset No.	Description	Date Acquired	Method	Life	C o n v	Line No.	Unadjusted Cost Or Basis	Bus % Excl	Section 179 Expense	* Reduction In Basis	Basis For Depreciation	Beginning Accumulated Depreciation	Current Sec 179 Expense	Current Year Deduction	Ending Accumulated Depreciation
69	NEW POOL RILTER SYSTEM	03/12/08	150DB	15.00		HY17	14,690.				14,690.	13,440.		833.	14,273.
70	2008 ADDITION TO TENNIS PRO SHOP	12/31/08	SL	39.00		16	123,439.				123,439.	41,277.		3,165.	44,442.
456	FENCES	02/27/09	150DB	15.00		HY17	30,425.				30,425.	25,934.		1,796.	27,730.
457	BUILDING	06/30/09	SL	39.00		MM17	1,995.				1,995.	640.		51.	691.
	* OTHER TOTAL BUILDINGS						3,182,201.				3,182,201.	1,098,416.		53,735.	1,152,151.
	FURNITURE & FIXTURES														
114	PATIO FURNITURE	09/30/06	200DB	7.00		HY17	13,000.				13,000.	13,000.		0.	13,000.
116	OFFICE FURNITURE	12/18/06	200DB	7.00		HY17	6,179.				6,179.	6,179.		0.	6,179.
	* OTHER TOTAL FURNITURE & FIXTURES						19,179.				19,179.	19,179.		0.	19,179.
	MACHINERY & EQUIPMENT														
422	IRRIGATION SYSTEM	07/19/99	150DB	15.00		HY17	66,048.				66,048.	66,048.		0.	66,048.
423	GOLF IRRIGATION SYSTEM	11/30/01	SL	39.00		16	887,494.				887,494.	457,960.		22,756.	480,716.
425	TURBINE PUMP STATION	04/20/06	150DB	15.00		HY17	74,769.				74,769.	74,769.		0.	74,769.
426	IRRIGATION	10/19/06	150DB	15.00		HY17	25,450.				25,450.	25,450.		0.	25,450.
431	TENNIS STORAGE SHED	08/31/96	150DB	15.00		HY17	13,377.				13,377.	13,377.		0.	13,377.
432	RACQUET RE-STRINGER MACHINE	03/10/99	200DB	7.00		HY17	1,179.				1,179.	1,095.		0.	1,095.
435	SERVICE ACE ALLOY	01/21/00	200DB	7.00		HY17	8,750.				8,750.	8,039.		0.	8,039.
437	TENNIS FURNITURE-24	07/10/02	200DB	7.00		HY17	2,766.				2,766.	2,766.		0.	2,766.

2022 DEPRECIATION AND AMORTIZATION REPORT

OTHER DEPRECIATION

OTHER

Asset No.	Description	Date Acquired	Method	Life	C o n v	Line No.	Unadjusted Cost Or Basis	Bus % Excl	Section 179 Expense	* Reduction In Basis	Basis For Depreciation	Beginning Accumulated Depreciation	Current Sec 179 Expense	Current Year Deduction	Ending Accumulated Depreciation
438	TENNIS FURNITURE- 6 TABLES	07/10/02	200DB	7.00		HY17	1,407.				1,407.	1,407.		0.	1,407.
442	TENNIS KIOCKS	06/10/04	200DB	7.00		HY17	17,467.				17,467.	17,467.		0.	17,467.
443	240 LINEAR FEET OF CHANNEL DRAIN	05/31/05	200DB	7.00		HY17	4,318.				4,318.	4,318.		0.	4,318.
445	2-TON TRANE	02/23/06	200DB	7.00		HY17	30,595.				30,595.	30,595.		0.	30,595.
446	FENCING ON COURTS	02/28/06	150DB	15.00		HY17	3,797.				3,797.	3,797.		0.	3,797.
447	6 WINDS SCREENS	04/30/06	200DB	7.00		HY17	57,280.				57,280.	57,280.		0.	57,280.
453	TROPITONE LOUNGE CHAIRS (20)	04/07/08	200DB	7.00		HY17	3,327.				3,327.	3,327.		0.	3,327.
455	POOL DECK REPAIR	04/19/06	150DB	15.00		HY17	5,750.				5,750.	5,750.		0.	5,750.
470	EAST COAST EQUIPMENT	04/30/09	150DB	7.00		HY17	26,750.				26,750.	26,750.		0.	26,750.
475	SHOWTURF	07/13/09	150DB	7.00		HY17	5,800.				5,800.	5,800.		0.	5,800.
484	TENNIS AND POOL EQUIPMENT	07/17/09	150DB	7.00		HY17	3,483.				3,483.	3,483.		0.	3,483.
487	TENNIS EQUIPMENT	03/31/09	150DB	7.00		HY17	22,057.				22,057.	22,057.		0.	22,057.
	* OTHER TOTAL MACHINERY & EQUIPMENT						1,261,864.				1,261,864.	831,535.		22,756.	854,291.
	LAND														
8	STORM DRAINAGE	06/30/87	L				174,000.				174,000.			0.	
9	SIDEWALKS	06/30/87	L				5,000.				5,000.			0.	
10	RETAINING WALLS	06/30/87	L				70,000.				70,000.			0.	
11	LAND ALONG HIGHWAY 278	11/02/99	L				310,000.				310,000.			0.	

2022 DEPRECIATION AND AMORTIZATION REPORT

OTHER DEPRECIATION

OTHER

Asset No.	Description	Date Acquired	Method	Life	C o n v	Line No.	Unadjusted Cost Or Basis	Bus % Excl	Section 179 Expense	* Reduction In Basis	Basis For Depreciation	Beginning Accumulated Depreciation	Current Sec 179 Expense	Current Year Deduction	Ending Accumulated Depreciation
12	TENNIS COURTS	10/30/01	SL	39.00		16	91,488.				91,488.	47,409.		2,346.	49,755.
13	IRRIGATION SYSTEM TENNIS COURTS	07/18/02	150DB	15.00		HY17	13,045.				13,045.	13,045.		0.	13,045.
14	GRADING-TENNIS COURTS	09/30/02	150DB	15.00		HY17	8,642.				8,642.	8,642.		0.	8,642.
15	BOOSTER WATERPUMP	07/19/02	150DB	15.00		HY17	1,064.				1,064.	1,064.		0.	1,064.
16	NURSERY GREEN	07/30/03	150DB	15.00		HY17	3,700.				3,700.	3,700.		0.	3,700.
17	DEER FENCE	03/31/06	150DB	15.00		HY17	1,500.				1,500.	1,500.		0.	1,500.
18	EMERGENCY ENTERANCE	04/30/06	150DB	15.00		HY17	4,720.				4,720.	4,720.		0.	4,720.
19	STORMWATER DRAINAGE	12/31/06	SL	25.00		HY17	27,075.				27,075.	16,380.		1,083.	17,463.
20	NEW SURFACE ON COURTS #7 AND #8	01/31/07	150DB	15.00		HY17	11,995.				11,995.	11,641.		354.	11,995.
21	70-IRRIGATION ADDITION	05/31/07	150DB	15.00		HY17	95,074.				95,074.	92,267.		2,807.	95,074.
23	TENNIS VIEWING AREA AT #7 AND #8	06/12/07	150DB	15.00		HY17	7,615.				7,615.	7,390.		225.	7,615.
24	TENNIS COURT #9 AND #10	09/22/07	150DB	15.00		HY17	52,691.				52,691.	51,135.		1,556.	52,691.
25	STORMWATER DRAINAGE	09/26/07	150DB	15.00		HY17	6,118.				6,118.	5,937.		181.	6,118.
26	LIFT TENNIS COURTS #5 & 6	01/28/08	150DB	15.00		HY17	17,500.				17,500.	16,011.		993.	17,004.
189	LANDSCAPING	06/30/87	L				362,000.				362,000.			0.	
190	FARM LAND	06/30/87	L				2,800.				2,800.			0.	
191	FENCES	06/30/87	L				37,000.				37,000.			0.	
192	TENNIS COURTS	06/30/87	L				130,000.				130,000.			0.	

2022 DEPRECIATION AND AMORTIZATION REPORT

OTHER DEPRECIATION

OTHER

Asset No.	Description	Date Acquired	Method	Life	C o n v	Line No.	Unadjusted Cost Or Basis	Bus % Excl	Section 179 Expense	* Reduction In Basis	Basis For Depreciation	Beginning Accumulated Depreciation	Current Sec 179 Expense	Current Year Deduction	Ending Accumulated Depreciation
193	CURBS AND GUTTERS	06/30/87	L				24,000.				24,000.			0.	
194	LIGHTING AND ELECTRICAL IMPROVEMENTS	06/30/87	L				60,000.				60,000.			0.	
195	SIGNAGE	06/30/87	L				25,000.				25,000.			0.	
	* OTHER TOTAL LAND						1,542,027.				1,542,027.	280,841.		9,545.	290,386.
	ROADS AND BRIDGES														
205	ROADS	06/30/87	L				1,428,570.				1,428,570.			0.	
206	PARKING LOT IMPROVEMENTS	06/30/87	L				50,000.				50,000.			0.	
208	PARKING LOT IMPROVEMENTS	06/30/94	150DB	15.00		HY17	16,608.				16,608.	16,608.		0.	16,608.
209	PARKING LOT IMPROVEMENTS	01/24/97	150DB	15.00		HY17	50,026.				50,026.	50,026.		0.	50,026.
212	PARKING LOT IMPROVEMENTS	01/23/01	150DB	15.00		HY17	76,288.				76,288.	76,288.		0.	76,288.
213	PAVING SAND STORAGE AREA	08/30/01	150DB	15.00		HY17	23,827.				23,827.	23,827.		0.	23,827.
214	LANDSCAPING	07/30/02	150DB	15.00		HY17	2,044.				2,044.	2,044.		0.	2,044.
215	PARKING RENOVATIONS	08/12/02	150DB	15.00		HY17	53,452.				53,452.	53,452.		0.	53,452.
216	TENNIS PARKING LOT	02/14/03	200DB	5.00		HY17	3,315.				3,315.	3,315.		0.	3,315.
218	WALKWAY REPAIRS	06/18/03	150DB	15.00		HY17	4,053.				4,053.	4,053.		0.	4,053.
219	TENNIS PARKING LOT LIGHTING	01/15/04	150DB	15.00		HY17	13,353.				13,353.	13,353.		0.	13,353.
220	DOCK PARKING PAD	08/11/04	150DB	15.00		HY17	12,000.				12,000.	12,000.		0.	12,000.
221	STREET RESURFACING	09/30/04	150DB	15.00		HY17	111,706.				111,706.	111,706.		0.	111,706.

2022 DEPRECIATION AND AMORTIZATION REPORT

OTHER DEPRECIATION

OTHER

Asset No.	Description	Date Acquired	Method	Life	Conv	Line No.	Unadjusted Cost Or Basis	Bus % Excl	Section 179 Expense	* Reduction In Basis	Basis For Depreciation	Beginning Accumulated Depreciation	Current Sec 179 Expense	Current Year Deduction	Ending Accumulated Depreciation
222	TENNIS CART PATH RELOCATION	08/31/05	150DB	15.00		HY17	6,969.				6,969.	6,969.		0.	6,969.
223	LANDSCAPE UPGRADES	03/31/06	150DB	15.00		HY17	38,904.				38,904.	38,904.		0.	38,904.
224	SEAL COAT, POOL PARKING	08/31/06	150DB	15.00		HY17	20,030.				20,030.	20,030.		0.	20,030.
225	FRONT ENTRANCE WIDEN EGRESS	04/30/07	150DB	15.00		HY17	162,233.				162,233.	157,752.		4,481.	162,233.
226	FRONT GATE	04/30/07	150DB	15.00		HY17	11,614.				11,614.	11,271.		343.	11,614.
227	SEAL COAT ADMIN OFFICE	04/23/07	150DB	15.00		HY17	2,600.				2,600.	2,523.		77.	2,600.
228	CONCRETE SLAB	04/20/07	150DB	15.00		HY17	12,410.				12,410.	12,044.		366.	12,410.
229	LONG COVE TURNBRIGDE DR LANDSCAPE UPGRADES	01/18/07	150DB	15.00		HY17	1,528.				1,528.	1,483.		45.	1,528.
230	HILTON HEAD SIGNAGE	02/28/07	150DB	15.00		HY17	352.				352.	342.		10.	352.
	* OTHER TOTAL - ROADS AND BRIDGES						2,101,882.				2,101,882.	617,990.		5,322.	623,312.
	COMMUNITY SERVICE ASSETS														
234	FUEL TANK	06/30/94	200DB	7.00		HY17	7,310.				7,310.	7,310.		0.	7,310.
235	HOOVER MAINTENANCE SHED	09/20/95	150DB	15.00		HY17	16,197.				16,197.	16,197.		0.	16,197.
236	2 SECTIONAL STEEL DOORS	01/24/96	200DB	7.00		HY17	1,250.				1,250.	1,165.		0.	1,165.
237	GROUNDS EQUIPMENT	03/22/96	200DB	7.00		HY17	2,600.				2,600.	2,422.		0.	2,422.
241	CHARLESTON FORD TRACTOR	02/06/01	200DB	7.00		HY17	16,536.				16,536.	15,192.		0.	15,192.
245	2004 FORD RANGER TRUCK	01/02/04	200DB	5.00		HY17	17,649.				17,649.	17,649.		0.	17,649.
249	CARLTON MODEL 2012 CHIPPER AND STUMP GRINDER	03/17/05	200DB	5.00		HY17	37,707.				37,707.	37,707.		0.	37,707.

2022 DEPRECIATION AND AMORTIZATION REPORT

OTHER DEPRECIATION

OTHER

Asset No.	Description	Date Acquired	Method	Life	Conv	Line No.	Unadjusted Cost Or Basis	Bus % Excl	Section 179 Expense	* Reduction In Basis	Basis For Depreciation	Beginning Accumulated Depreciation	Current Sec 179 Expense	Current Year Deduction	Ending Accumulated Depreciation
255	CARGO TRAILER	09/08/05	200DB	5.00		HY17	4,161.				4,161.	4,161.		0.	4,161.
258	2 TURF II	02/23/06	200DB	7.00		HY17	13,621.				13,621.	13,621.		0.	13,621.
259	2007 E250 CARGO ECONOLINE VAN	01/16/07	200DB	5.00		HY17	24,047.				24,047.	24,047.		0.	24,047.
261	TURF II 11HP	02/08/07	200DB	5.00		HY17	7,623.				7,623.	7,623.		0.	7,623.
262	ROTARY TILLER FOR THE TRACTOR	04/12/07	200DB	5.00		HY17	3,531.				3,531.	3,531.		0.	3,531.
	* OTHER TOTAL - COMMUNITY SERVICE ASSETS						152,232.				152,232.	150,625.		0.	150,625.
	LAGOON IMPROVEMENTS														
268	LAGOON IMPROVEMENTS	12/31/03	150DB	15.00		HY17	31,036.				31,036.	31,036.		0.	31,036.
269	DRAINAGE IMPROVEMENTS	12/31/04	150DB	15.00		HY17	5,035.				5,035.	5,035.		0.	5,035.
270	(D)LAGOON PUMP	12/30/04	150DB	15.00		HY17	25,004.				25,004.	25,004.		0.	25,004.
271	DRAINAGE IMPROVEMENTS	11/17/05	150DB	15.00		HY17	31,725.				31,725.	31,725.		0.	31,725.
272	AIR DUFUSSER SYSTEM	05/18/06	200DB	7.00		HY17	7,126.				7,126.	7,126.		0.	7,126.
273	LAGOON PIPING BETWEEN #8, #9	12/21/07	150DB	15.00		HY17	13,598.				13,598.	13,197.		401.	13,598.
274	ENGINEERING STUDY OF RESTORATION OF LAGOON	12/31/08	150DB	15.00		HY17	292,057.				292,057.	265,167.		17,927.	283,094.
500	LAGOON IMPROVEMENTS	12/23/09	150DB	15.00		HY17	58,311.				58,311.	49,702.		3,444.	53,146.
	* OTHER TOTAL - LAGOON IMPROVEMENTS						463,892.				463,892.	427,992.		21,772.	449,764.
	CLUBHOUSE EQUIPMENT														
279	CUSTOM PORTABLE BAR	06/30/04	200DB	7.00		HY17	6,294.				6,294.	6,294.		0.	6,294.

2022 DEPRECIATION AND AMORTIZATION REPORT

OTHER DEPRECIATION

OTHER

Asset No.	Description	Date Acquired	Method	Life	Conv	Line No.	Unadjusted Cost Or Basis	Bus % Excl	Section 179 Expense	* Reduction In Basis	Basis For Depreciation	Beginning Accumulated Depreciation	Current Sec 179 Expense	Current Year Deduction	Ending Accumulated Depreciation
289	SET SILVER CHAFER PANS	07/31/08	200DB	7.00		HY17	6,342.				6,342.	6,342.		0.	6,342.
	* OTHER TOTAL - CLUBHOUSE EQUIPMENT						12,636.				12,636.	12,636.		0.	12,636.
	GOLF COURSE IMPROVEMENTS														
292	GOLF COURSE IMPROVEMENTS	06/30/87	L				933,000.				933,000.			0.	
303	FERTILIZATION SYSTEM	12/31/94	150DB	15.00		HY17	6,000.				6,000.	6,000.		0.	6,000.
305	GOLF MAINTENANCE LOCKER	04/29/98	150DB	15.00		HY17	5,268.				5,268.	5,268.		0.	5,268.
309	GOLF COURSE IMPROVEMENTS	06/30/89	150DB	15.00		HY17	16,537.				16,537.	14,957.		0.	14,957.
321	PRATICE FACILITY UPGRADES	09/15/04	150DB	15.00		HY17	22,030.				22,030.	22,030.		0.	22,030.
323	CABINETS FOR #16 RESTROOM	08/31/05	200DB	7.00		HY17	1,030.				1,030.	1,030.		0.	1,030.
324	GOLF COURSE BRIDGE HANDRAILS	05/18/06	150DB	15.00		HY17	11,500.				11,500.	11,500.		0.	11,500.
325	CROSSTIE CURBING - CART PATHS	07/31/06	150DB	15.00		HY17	35,063.				35,063.	35,063.		0.	35,063.
326	RESTROOM RENOVATION	07/31/06	SL	39.00		16	143,643.				143,643.	56,933.		3,683.	60,616.
331	REFURBISH #15 HALFWAY HOUSE	08/31/07	200DB	7.00		HY17	7,800.				7,800.	7,800.		0.	7,800.
495	GOLF COURSE IRRIGATION SYSTEM	08/27/09	150DB	15.00		HY17	10,216.				10,216.	8,707.		604.	9,311.
497	RENOVATION OF WASTE BUNKERS	09/18/09	SL	15.00		HY17	94,986.				94,986.	79,150.		6,332.	85,482.
498	DOG PARK	12/09/09	150DB	15.00		HY17	8,125.				8,125.	6,926.		480.	7,406.
	* OTHER TOTAL - GOLF COURSE IMPROVEMENTS						1,295,198.				1,295,198.	255,364.		11,099.	266,463.
	GOLF AND OUTDOOR EQUIPMENT														

2022 DEPRECIATION AND AMORTIZATION REPORT

OTHER DEPRECIATION

OTHER

Asset No.	Description	Date Acquired	Method	Life	Conv	Line No.	Unadjusted Cost Or Basis	Bus % Excl	Section 179 Expense	* Reduction In Basis	Basis For Depreciation	Beginning Accumulated Depreciation	Current Sec 179 Expense	Current Year Deduction	Ending Accumulated Depreciation
333	2 GRINDING MACHINES	02/28/95	200DB	7.00		HY17	21,033.				21,033.	20,229.		0.	20,229.
334	6 BELVEDERE 5 BENCHES	02/26/97	200DB	7.00		HY17	2,694.				2,694.	2,475.		0.	2,475.
335	RYAN MATTAWAY & SOD CUTTER	05/31/99	200DB	5.00		HY17	5,906.				5,906.	5,562.		0.	5,562.
337	DEREK WEAVER GOLF LIFT	01/17/01	200DB	7.00		HY17	5,445.				5,445.	5,002.		0.	5,002.
338	JACOBSEN TRIKING	09/30/01	200DB	7.00		HY17	6,000.				6,000.	5,512.		0.	5,512.
341	DITCH WITCH	01/30/91	200DB	7.00		HY17	8,200.				8,200.	8,200.		0.	8,200.
344	COMPRESSOR	06/30/03	200DB	5.00		HY17	1,975.				1,975.	1,975.		0.	1,975.
356	VERMEER ROOT	10/22/04	200DB	5.00		HY17	9,000.				9,000.	9,000.		0.	9,000.
359	PLANETAIR TOW AREATOR	03/23/05	200DB	5.00		HY17	22,575.				22,575.	22,575.		0.	22,575.
361	TORO TOPDRESSER 1800	04/08/05	200DB	5.00		HY17	4,903.				4,903.	4,903.		0.	4,903.
365	DUMP TRUCK	06/28/05	200DB	5.00		HY17	26,854.				26,854.	26,854.		0.	26,854.
371	2 TORO VERTICAL MOWER ATTACHEMENTS	07/31/05	200DB	5.00		HY17	8,606.				8,606.	8,606.		0.	8,606.
375	8-TRAILERS	09/30/05	200DB	5.00		HY17	3,984.				3,984.	3,984.		0.	3,984.
376	PRO CORE 648	03/02/06	200DB	7.00		HY17	20,233.				20,233.	20,233.		0.	20,233.
379	14 RINOWOOD 10 GAL TRASH ENCLOSURES	06/30/06	200DB	7.00		HY17	3,628.				3,628.	3,628.		0.	3,628.
380	14 RINOWOOD 10 GAL TRASH ENCLOSURES	06/30/06	200DB	7.00		HY17	2,076.				2,076.	2,076.		0.	2,076.
381	RINOWOOD TAIL DIVOT MIZ CONTAINER	06/30/06	200DB	7.00		HY17	1,037.				1,037.	1,037.		0.	1,037.
382	RINOWOOD TAIL DIVOT MIZ BOXES	11/12/06	200DB	7.00		HY17	1,891.				1,891.	1,891.		0.	1,891.

2022 DEPRECIATION AND AMORTIZATION REPORT

OTHER DEPRECIATION

OTHER

Asset No.	Description	Date Acquired	Method	Life	C o n v	Line No.	Unadjusted Cost Or Basis	Bus % Excl	Section 179 Expense	* Reduction In Basis	Basis For Depreciation	Beginning Accumulated Depreciation	Current Sec 179 Expense	Current Year Deduction	Ending Accumulated Depreciation
383	RM 3100-D SIDEWINDER	10/26/06	200DB	7.00		HY17	5,250.				5,250.	5,250.		0.	5,250.
388	9-BALL WASHER ASSEMBLIES	01/31/07	200DB	5.00		HY17	3,509.				3,509.	3,509.		0.	3,509.
389	2007 4X2 ZL CAB RANGER	01/16/07	200DB	5.00		HY17	16,876.				16,876.	16,876.		0.	16,876.
390	WATER COOLER ON PRACTICE RANGE	02/28/07	200DB	5.00		HY17	2,519.				2,519.	2,519.		0.	2,519.
391	8 BAG STANDS FOR PRATICE RANGE AND 2 BENCHES	02/28/07	200DB	5.00		HY17	4,951.				4,951.	4,951.		0.	4,951.
393	1 TRU SURFACE VIBE V VIBRATOR	03/14/07	200DB	5.00		HY17	7,376.				7,376.	7,376.		0.	7,376.
396	TORO 648 AERIFIER	03/08/07	200DB	5.00		HY17	21,232.				21,232.	21,232.		0.	21,232.
397	1-500 GAL FLAT BOTTOM FERTIGATION TANK	05/31/07	200DB	5.00		HY17	700.				700.	700.		0.	700.
398	4WD TRACTOR W/FRONT END LOADER	09/14/07	200DB	5.00		HY17	16,377.				16,377.	16,377.		0.	16,377.
399	PICKER, 3 GANG SPLIT HI-RISE	10/26/07	200DB	5.00		HY17	1,776.				1,776.	1,776.		0.	1,776.
400	TRUTURF RS 48 ROLLER/SPIKER	05/05/08	200DB	5.00		HY17	14,710.				14,710.	14,710.		0.	14,710.
406	DAKOTA 410	07/01/08	200DB	5.00		HY17	10,651.				10,651.	10,651.		0.	10,651.
	* OTHER TOTAL - GOLF AND OUTDOOR EQUIPMENT						261,967.				261,967.	259,669.		0.	259,669.
	SECURITY AND GOLF CARTS														
421	GASESURE PASS SOFTWARE	12/31/08		36M		43	26,904.				26,904.	26,904.		0.	26,904.
478	SECURITY EQUIPMENT	02/05/09	150DB	7.00		HY17	1,745.				1,745.	1,745.		0.	1,745.
479	SECURITY EQUIPMENT	04/13/09	150DB	7.00		HY17	26,370.				26,370.	26,370.		0.	26,370.
480	SECURITY EQUIPMENT	04/24/09	150DB	7.00		HY17	632.				632.	632.		0.	632.

2022 DEPRECIATION AND AMORTIZATION REPORT

OTHER DEPRECIATION

OTHER

Asset No.	Description	Date Acquired	Method	Life	Conv	Line No.	Unadjusted Cost Or Basis	Bus % Excl	Section 179 Expense	* Reduction In Basis	Basis For Depreciation	Beginning Accumulated Depreciation	Current Sec 179 Expense	Current Year Deduction	Ending Accumulated Depreciation
481	SECURITY EQUIPMENT	04/30/09	150DB	7.00		HY17	1,122.				1,122.	1,122.		0.	1,122.
482	SECURITY EQUIPMENT	05/31/09	150DB	7.00		HY17	1,303.				1,303.	1,303.		0.	1,303.
483	SECURITY EQUIPMENT	06/01/09	150DB	7.00		HY17	6,146.				6,146.	6,146.		0.	6,146.
	* OTHER TOTAL - SECURITY AND GOLF CARTS						64,222.				64,222.	64,222.		0.	64,222.
501	DOCK	01/31/09	150DB	15.00		HY17	548.				548.	467.		32.	499.
502	DOCK IMPROVEMENT	01/06/09	150DB	15.00		HY17	191,533.				191,533.	163,259.		11,310.	174,569.
503	DOCK IMPROVEMENT	01/21/09	150DB	15.00		HY17	1,771.				1,771.	1,510.		104.	1,614.
504	DOCK IMPROVEMENT	01/26/09	150DB	15.00		HY17	162,845.				162,845.	138,806.		9,616.	148,422.
505	DOCK IMPROVEMENT	02/27/09	150DB	15.00		HY17	243,594.				243,594.	207,634.		14,384.	222,018.
506	DOCK IMPROVEMENT	03/31/09	150DB	15.00		HY17	243,262.				243,262.	207,353.		14,364.	221,717.
507	DOCK IMPROVEMENT	04/20/09	150DB	15.00		HY17	13,808.				13,808.	11,769.		816.	12,585.
508	DOCK IMPROVEMENT	06/30/09	150DB	15.00		HY17	800.				800.	681.		48.	729.
509	DOCK IMPROVEMENT	06/30/09	150DB	15.00		HY17	1,860.				1,860.	1,586.		110.	1,696.
	* OTHER TOTAL - SECURITY AND GOLF CARTS						860,021.				860,021.	733,065.		50,784.	783,849.
	MARINA AND DOCKS														
72	SEWER LINE	02/05/93	200DB	7.00		HY17	7,738.				7,738.	7,738.		0.	7,738.
75	KAYAK STORAGE SHED	12/31/01	150DB	15.00		HY17	15,686.				15,686.	15,686.		0.	15,686.
76	IRRIGATION SYSTEM DOCKS	12/31/01	150DB	15.00		HY17	17,000.				17,000.	17,000.		0.	17,000.

2022 DEPRECIATION AND AMORTIZATION REPORT

OTHER DEPRECIATION

OTHER

Asset No.	Description	Date Acquired	Method	Life	Conv	Line No.	Unadjusted Cost Or Basis	Bus % Excl	Section 179 Expense	* Reduction In Basis	Basis For Depreciation	Beginning Accumulated Depreciation	Current Sec 179 Expense	Current Year Deduction	Ending Accumulated Depreciation
81	DOCK RESTROOM	07/31/06	SL	39.00		16	192,097.				192,097.	76,148.		4,926.	81,074.
	* OTHER TOTAL - MARINA AND DOCKS						232,521.				232,521.	116,572.		4,926.	121,498.
	PLAYGROUND AND EQUIPMENT														
133	BASKETBALL COURT	06/07/93	150DB	15.00		HY17	4,362.				4,362.	3,710.		0.	3,710.
134	WATER COOLER	11/30/94	200DB	7.00		HY17	1,533.				1,533.	1,533.		0.	1,533.
135	PLAYGROUND EQUIPMENT	08/16/02	200DB	7.00		HY17	10,026.				10,026.	10,026.		0.	10,026.
137	PERGOLAS AND SIGNAGE	04/30/06	150DB	15.00		HY17	10,075.				10,075.	10,075.		0.	10,075.
138	IRRIGATION SYSTEM	05/31/06	150DB	15.00		HY17	3,600.				3,600.	3,600.		0.	3,600.
139	36-STOP SIGN POST	01/22/07	150DB	15.00		HY17	597.				597.	579.		18.	597.
	* OTHER TOTAL - PLAYGROUND AND EQUIPMENT						30,193.				30,193.	29,523.		18.	29,541.
	COMMUNICATION SYSTEMS														
	AUDIO/VISUAL EQUIPMENT														
143	CLUBHOUSE	11/19/03	200DB	5.00		HY17	2,940.				2,940.	2,940.		0.	2,940.
496	TELEPHONE	01/30/09	150DB	7.00		HY17	1,836.				1,836.	1,836.		0.	1,836.
	* OTHER TOTAL - COMMUNICATION SYSTEMS						4,776.				4,776.	4,776.		0.	4,776.
	OFFICE FURNISHINGS														
149	LIGHT FIXTURES	11/10/93	200DB	7.00		HY17	881.				881.	881.		0.	881.
150	OFFICE FURNITURE	10/31/02	200DB	7.00		HY17	1,449.				1,449.	1,449.		0.	1,449.
151	JONAS SOFTWARE	10/22/02	200DB	5.00		HY17	52,629.				52,629.	48,809.		0.	48,809.

2022 DEPRECIATION AND AMORTIZATION REPORT

OTHER DEPRECIATION

OTHER

Asset No.	Description	Date Acquired	Method	Life	C o n v	Line No.	Unadjusted Cost Or Basis	Bus % Excl	Section 179 Expense	* Reduction In Basis	Basis For Depreciation	Beginning Accumulated Depreciation	Current Sec 179 Expense	Current Year Deduction	Ending Accumulated Depreciation
153	COMPUTER EQUIPMENT	12/16/02	200DB	5.00		HY17	1,558.				1,558.	1,437.		0.	1,437.
157	GROUP III ADMIN FURNITURE	05/22/03	200DB	7.00		HY17	310.				310.	310.		0.	310.
159	CONFERENCE ROOM FURNITURE	09/24/03	200DB	7.00		HY17	9,890.				9,890.	9,890.		0.	9,890.
160	GM OFFICE FURNITURE	01/18/04	200DB	7.00		HY17	2,252.				2,252.	2,252.		0.	2,252.
163	LANDSCAPE SOFTWARE AND PRINTER	06/30/04	200DB	5.00		HY17	3,594.				3,594.	3,594.		0.	3,594.
168	VECTORPRO	05/31/06		60M		43	2,995.				2,995.	2,995.		0.	2,995.
	* OTHER TOTAL - OFFICE FURNISHINGS						75,558.				75,558.	71,617.		0.	71,617.
	ROADS AND BRIDGES														
202	DESK & SHELVES	04/07/04	200DB	7.00		HY17	2,138.				2,138.	2,138.		0.	2,138.
204	VARIOUS DISPLAY RACKS	06/30/08	200DB	7.00		HY17	6,872.				6,872.	6,872.		0.	6,872.
488	CART PATH REPAVING	07/17/09	150DB	15.00		HY17	1,520.				1,520.	1,296.		90.	1,386.
489	CART PATH REPAVING	07/28/09	150DB	15.00		HY17	1,177.				1,177.	1,003.		70.	1,073.
490	CART PATH REPAVING	07/31/09	150DB	15.00		HY17	2,116.				2,116.	1,805.		124.	1,929.
491	CART PATH PAVING	08/27/09	150DB	15.00		HY17	6,216.				6,216.	5,298.		367.	5,665.
492	CART PATH PAVING	09/09/09	150DB	15.00		HY17	4,202.				4,202.	3,581.		248.	3,829.
493	CART PATH PAVING	09/18/09	150DB	15.00		HY17	242,128.				242,128.	206,384.		14,298.	220,682.
494	CART PATH PAVING	10/22/09	150DB	15.00		HY17	4,300.				4,300.	3,666.		254.	3,920.
	* OTHER TOTAL - ROADS AND BRIDGES						270,669.				270,669.	232,043.		15,451.	247,494.

2022 DEPRECIATION AND AMORTIZATION REPORT

OTHER DEPRECIATION

OTHER

Asset No.	Description	Date Acquired	Method	Life	Conv	Line No.	Unadjusted Cost Or Basis	Bus % Excl	Section 179 Expense	* Reduction In Basis	Basis For Depreciation	Beginning Accumulated Depreciation	Current Sec 179 Expense	Current Year Deduction	Ending Accumulated Depreciation
	* GRAND TOTAL OTHER DEPR & AMORT						33332660.			1,056,985.	32275675.	12205678.		2,184,285.	13332978.
	CURRENT YEAR ACTIVITY														
	BEGINNING BALANCE						32087557.		0.	0.	32087557.	12205678.			13332076.
	ACQUISITIONS						1,245,103.		0.	1,056,985.	188,118.	0.			902.
	DISPOSITIONS/RETIRED						249,401.		0.	0.	249,401.	183,738.			187,962.
	ENDING BALANCE						33083259.		0.	1,056,985.	32026274.	12021940.			13145016.

Sales of Business Property
 (Also Involuntary Conversions and Recapture Amounts Under Sections 179 and 280F(b)(2))
 Attach to your tax return.
 Go to www.irs.gov/Form4797 for instructions and the latest information.

Name(s) shown on return: **LONG COVE CLUB OWNER'S ASSOCIATION INC.** Identifying number: **** - *** 2304**

1a Enter the gross proceeds from sales or exchanges reported to you for 2022 on Form(s) 1099-B or 1099-S (or substitute statement) that you are including on line 2, 10, or 20	1a
b Enter the total amount of gain that you are including on lines 2, 10, and 24 due to the partial dispositions of MACRS assets	1b
c Enter the total amount of loss that you are including on lines 2 and 10 due to the partial dispositions of MACRS assets	1c

Part I Sales or Exchanges of Property Used in a Trade or Business and Involuntary Conversions From Other Than Casualty or Theft - Most Property Held More Than 1 Year (see instructions)

2	(a) Description of property	(b) Date acquired (mo., day, yr.)	(c) Date sold (mo., day, yr.)	(d) Gross sales price	(e) Depreciation allowed or allowable since acquisition	(f) Cost or other basis, plus improvements and expense of sale	(g) Gain or (loss) Subtract (f) from the sum of (d) and (e)
	STATEMENT 18				18,813.	74,754.	-55,941.
3	Gain, if any, from Form 4684, line 39						3
4	Section 1231 gain from installment sales from Form 6252, line 26 or 37						4
5	Section 1231 gain or (loss) from like-kind exchanges from Form 8824						5
6	Gain, if any, from line 32, from other than casualty or theft						6
7	Combine lines 2 through 6. Enter the gain or (loss) here and on the appropriate line as follows Partnerships and S corporations. Report the gain or (loss) following the instructions for Form 1065, Schedule K, line 10, or Form 1120-S, Schedule K, line 9. Skip lines 8, 9, 11, and 12 below. Individuals, partners, S corporation shareholders, and all others. If line 7 is zero or a loss, enter the amount from line 7 on line 11 below and skip lines 8 and 9. If line 7 is a gain and you didn't have any prior year section 1231 losses, or they were recaptured in an earlier year, enter the gain from line 7 as a long-term capital gain on the Schedule D filed with your return and skip lines 8, 9, 11, and 12 below. SEE STATEMENT 19						7 -55,941.
8	Nonrecaptured net section 1231 losses from prior years. See instructions						8
9	Subtract line 8 from line 7. If zero or less, enter -0-. If line 9 is zero, enter the gain from line 7 on line 12 below. If line 9 is more than zero, enter the amount from line 8 on line 12 below and enter the gain from line 9 as a long-term capital gain on the Schedule D filed with your return. See instructions						9

Part II Ordinary Gains and Losses (see instructions)

10 Ordinary gains and losses not included on lines 11 through 16 (include property held 1 year or less):

2021 MASTER PLAN	123121	123122				
				604.	6,102.	-5,498.
11	Loss, if any, from line 7					11 (55,941.)
12	Gain, if any, from line 7 or amount from line 8, if applicable					12
13	Gain, if any, from line 31					13 5,900.
14	Net gain or (loss) from Form 4684, lines 31 and 38a					14
15	Ordinary gain from installment sales from Form 6252, line 25 or 36					15
16	Ordinary gain or (loss) from like-kind exchanges from Form 8824					16
17	Combine lines 10 through 16					17 -55,539.
18	For all except individual returns, enter the amount from line 17 on the appropriate line of your return and skip lines a and b below. For individual returns, complete lines a and b below. a If the loss on line 11 includes a loss from Form 4684, line 35, column (b)(ii), enter that part of the loss here. Enter the loss from income-producing property on Schedule A (Form 1040), line 16. (Do not include any loss on property used as an employee.) Identify as from "Form 4797, line 18a." See instructions b Redetermine the gain or (loss) on line 17 excluding the loss, if any, on line 18a. Enter here and on Schedule 1 (Form 1040), Part I, line 4					18a 18b

Part III Gain From Disposition of Property Under Sections 1245, 1250, 1252, 1254, and 1255 (see instructions)

19 (a) Description of section 1245, 1250, 1252, 1254, or 1255 property:	(b) Date acquired (mo., day, yr.)	(c) Date sold (mo., day, yr.)
A PRINTER REPAIRS 2014	123114	120522
B 6 OMNIPLEX 980 WORKSTATIONS	071411	120522
C KAYAKS	063014	110322
D SIX NEW PUNGO 140/ACADIA 2 KAYAKS	043010	110322

These columns relate to the properties on lines 19A through 19D.		Property A	Property B	Property C	Property D	
20	Gross sales price (Note: See line 1a before completing.)	20				
21	Cost or other basis plus expense of sale	21	3,819.	9,367.	2,403.	4,214.
22	Depreciation (or depletion) allowed or allowable	22	3,819.	9,367.	2,403.	4,214.
23	Adjusted basis. Subtract line 22 from line 21	23	0.	0.	0.	0.
24	Total gain. Subtract line 23 from line 20	24	0.	0.	0.	0.
25	If section 1245 property:					
a	Depreciation allowed or allowable from line 22	25a	3,819.	9,367.	2,403.	4,214.
b	Enter the smaller of line 24 or 25a	25b				
26	If section 1250 property: If straight line depreciation was used, enter -0- on line 26g, except for a corporation subject to section 291.					
a	Additional depreciation after 1975	26a				
b	Applicable percentage multiplied by the smaller of line 24 or line 26a	26b				
c	Subtract line 26a from line 24. If residential rental property or line 24 isn't more than line 26a, skip lines 26d and 26e	26c				
d	Additional depreciation after 1969 and before 1976	26d				
e	Enter the smaller of line 26c or 26d	26e				
f	Section 291 amount (corporations only)	26f				
g	Add lines 26b, 26e, and 26f	26g				
27	If section 1252 property: Skip this section if you didn't dispose of farmland or if this form is being completed for a partnership.					
a	Soil, water, and land clearing expenses	27a				
b	Line 27a multiplied by applicable percentage	27b				
c	Enter the smaller of line 24 or 27b	27c				
28	If section 1254 property:					
a	Intangible drilling and development costs, expenditures for development of mines and other natural deposits, mining exploration costs, and depletion	28a				
b	Enter the smaller of line 24 or 28a	28b				
29	If section 1255 property:					
a	Applicable percentage of payments excluded from income under section 126	29a				
b	Enter the smaller of line 24 or 29a	29b				

Summary of Part III Gains. Complete property columns A through D through line 29b before going to line 30.

30	Total gains for all properties. Add property columns A through D, line 24	30	5,900.
31	Add property columns A through D, lines 25b, 26g, 27c, 28b, and 29b. Enter here and on line 13	31	5,900.
32	Subtract line 31 from line 30. Enter the portion from casualty or theft on Form 4684, line 33. Enter the portion from other than casualty or theft on Form 4797, line 6	32	

Part IV Recapture Amounts Under Sections 179 and 280F(b)(2) When Business Use Drops to 50% or Less

(see instructions)

	(a) Section 179	(b) Section 280F(b)(2)
33	Section 179 expense deduction or depreciation allowable in prior years	33
34	Recomputed depreciation. See instructions	34
35	Recapture amount. Subtract line 34 from line 33. See the instructions for where to report	35

Part III Gain From Disposition of Property Under Sections 1245, 1250, 1252, 1254, and 1255 (see instructions)

19 (a) Description of section 1245, 1250, 1252, 1254, or 1255 property:	(b) Date acquired (mo., day, yr.)	(c) Date sold (mo., day, yr.)
A CH KITCHEN EQUIPMENT JULY 2014	073114	072722
B KITCHEN EQMT. 2014	093014	072722
C RANGE SLED & FOLDING BAG STAND	053114	120522
D PLAYMATE GENIE BALL MACHINE	021811	061422

These columns relate to the properties on lines 19A through 19D.		Property A	Property B	Property C	Property D
20	Gross sales price (Note: See line 1a before completing.)	20 1,200.			
21	Cost or other basis plus expense of sale	21 9,186.	12,346.	2,445.	7,820.
22	Depreciation (or depletion) allowed or allowable	22 9,186.	12,346.	2,445.	7,820.
23	Adjusted basis. Subtract line 22 from line 21	23 0.	0.	0.	0.
24	Total gain. Subtract line 23 from line 20	24 1,200.	0.	0.	0.
25	If section 1245 property:				
a	Depreciation allowed or allowable from line 22	25a 9,186.	12,346.	2,445.	7,820.
b	Enter the smaller of line 24 or 25a	25b 1,200.			
26	If section 1250 property: If straight line depreciation was used, enter -0- on line 26g, except for a corporation subject to section 291.				
a	Additional depreciation after 1975	26a			
b	Applicable percentage multiplied by the smaller of line 24 or line 26a	26b			
c	Subtract line 26a from line 24. If residential rental property or line 24 isn't more than line 26a, skip lines 26d and 26e	26c			
d	Additional depreciation after 1969 and before 1976	26d			
e	Enter the smaller of line 26c or 26d	26e			
f	Section 291 amount (corporations only)	26f			
g	Add lines 26b, 26e, and 26f	26g			
27	If section 1252 property: Skip this section if you didn't dispose of farmland or if this form is being completed for a partnership.				
a	Soil, water, and land clearing expenses	27a			
b	Line 27a multiplied by applicable percentage	27b			
c	Enter the smaller of line 24 or 27b	27c			
28	If section 1254 property:				
a	Intangible drilling and development costs, expenditures for development of mines and other natural deposits, mining exploration costs, and depletion	28a			
b	Enter the smaller of line 24 or 28a	28b			
29	If section 1255 property:				
a	Applicable percentage of payments excluded from income under section 126	29a			
b	Enter the smaller of line 24 or 29a	29b			

Summary of Part III Gains. Complete property columns A through D through line 29b before going to line 30.

30	Total gains for all properties. Add property columns A through D, line 24	30
31	Add property columns A through D, lines 25b, 26g, 27c, 28b, and 29b. Enter here and on line 13	31
32	Subtract line 31 from line 30. Enter the portion from casualty or theft on Form 4684, line 33. Enter the portion from other than casualty or theft on Form 4797, line 6	32

Part IV Recapture Amounts Under Sections 179 and 280F(b)(2) When Business Use Drops to 50% or Less

(see instructions)

	(a) Section 179	(b) Section 280F(b)(2)
33	Section 179 expense deduction or depreciation allowable in prior years	33
34	Recomputed depreciation. See instructions	34
35	Recapture amount. Subtract line 34 from line 33. See the instructions for where to report	35

Part III Gain From Disposition of Property Under Sections 1245, 1250, 1252, 1254, and 1255 (see instructions)

19 (a) Description of section 1245, 1250, 1252, 1254, or 1255 property:	(b) Date acquired (mo., day, yr.)	(c) Date sold (mo., day, yr.)
A RANGE CART & CAB	063012	120522
B TURF 2, 11 HP, 2-WH BRAKE	060113	083122
C TURF 2, 11 HP, 2-WH BRAKE	060113	083122
D TURF 2, 11 HP, 2-WH BRAKE	060113	083122

These columns relate to the properties on lines 19A through 19D.		Property A	Property B	Property C	Property D
20	Gross sales price (Note: See line 1a before completing.)	20			
21	Cost or other basis plus expense of sale	21	8,171.	8,743.	8,743.
22	Depreciation (or depletion) allowed or allowable	22	8,171.	8,743.	8,743.
23	Adjusted basis. Subtract line 22 from line 21	23	0.	0.	0.
24	Total gain. Subtract line 23 from line 20	24	0.	0.	0.
25	If section 1245 property:				
a	Depreciation allowed or allowable from line 22	25a	8,171.	8,743.	8,743.
b	Enter the smaller of line 24 or 25a	25b			
26	If section 1250 property: If straight line depreciation was used, enter -0- on line 26g, except for a corporation subject to section 291.				
a	Additional depreciation after 1975	26a			
b	Applicable percentage multiplied by the smaller of line 24 or line 26a	26b			
c	Subtract line 26a from line 24. If residential rental property or line 24 isn't more than line 26a, skip lines 26d and 26e	26c			
d	Additional depreciation after 1969 and before 1976	26d			
e	Enter the smaller of line 26c or 26d	26e			
f	Section 291 amount (corporations only)	26f			
g	Add lines 26b, 26e, and 26f	26g			
27	If section 1252 property: Skip this section if you didn't dispose of farmland or if this form is being completed for a partnership.				
a	Soil, water, and land clearing expenses	27a			
b	Line 27a multiplied by applicable percentage	27b			
c	Enter the smaller of line 24 or 27b	27c			
28	If section 1254 property:				
a	Intangible drilling and development costs, expenditures for development of mines and other natural deposits, mining exploration costs, and depletion	28a			
b	Enter the smaller of line 24 or 28a	28b			
29	If section 1255 property:				
a	Applicable percentage of payments excluded from income under section 126	29a			
b	Enter the smaller of line 24 or 29a	29b			

Summary of Part III Gains. Complete property columns A through D through line 29b before going to line 30.

30	Total gains for all properties. Add property columns A through D, line 24	30	
31	Add property columns A through D, lines 25b, 26g, 27c, 28b, and 29b. Enter here and on line 13	31	
32	Subtract line 31 from line 30. Enter the portion from casualty or theft on Form 4684, line 33. Enter the portion from other than casualty or theft on Form 4797, line 6	32	

Part IV Recapture Amounts Under Sections 179 and 280F(b)(2) When Business Use Drops to 50% or Less

(see instructions)

	(a) Section 179	(b) Section 280F(b)(2)
33	Section 179 expense deduction or depreciation allowable in prior years	33
34	Recomputed depreciation. See instructions	34
35	Recapture amount. Subtract line 34 from line 33. See the instructions for where to report	35

Part III Gain From Disposition of Property Under Sections 1245, 1250, 1252, 1254, and 1255 (see instructions)

19 (a) Description of section 1245, 1250, 1252, 1254, or 1255 property:	(b) Date acquired (mo., day, yr.)	(c) Date sold (mo., day, yr.)
A CARRYALL 500 GAS (3 UNITS)	123114	083122
B CARRYALL 500 GAS	123114	083122
C LAGOON PUMP	123004	110222
D 2 DEFIBRILATORS (LIFEPAK CR + AED)	083114	073122

These columns relate to the properties on lines 19A through 19D.		Property A	Property B	Property C	Property D
20	Gross sales price (Note: See line 1a before completing.)	20 4,700.			
21	Cost or other basis plus expense of sale	21 25,853.	25,853.	25,004.	3,650.
22	Depreciation (or depletion) allowed or allowable	22 25,853.	25,853.	25,004.	3,650.
23	Adjusted basis. Subtract line 22 from line 21	23 0.	0.	0.	0.
24	Total gain. Subtract line 23 from line 20	24 4,700.	0.	0.	0.
25	If section 1245 property:				
a	Depreciation allowed or allowable from line 22	25a 25,853.	25,853.	25,004.	3,650.
b	Enter the smaller of line 24 or 25a	25b 4,700.			
26	If section 1250 property: If straight line depreciation was used, enter -0- on line 26g, except for a corporation subject to section 291.				
a	Additional depreciation after 1975	26a			
b	Applicable percentage multiplied by the smaller of line 24 or line 26a	26b			
c	Subtract line 26a from line 24. If residential rental property or line 24 isn't more than line 26a, skip lines 26d and 26e	26c			
d	Additional depreciation after 1969 and before 1976	26d			
e	Enter the smaller of line 26c or 26d	26e			
f	Section 291 amount (corporations only)	26f			
g	Add lines 26b, 26e, and 26f	26g			
27	If section 1252 property: Skip this section if you didn't dispose of farmland or if this form is being completed for a partnership.				
a	Soil, water, and land clearing expenses	27a			
b	Line 27a multiplied by applicable percentage	27b			
c	Enter the smaller of line 24 or 27b	27c			
28	If section 1254 property:				
a	Intangible drilling and development costs, expenditures for development of mines and other natural deposits, mining exploration costs, and depletion	28a			
b	Enter the smaller of line 24 or 28a	28b			
29	If section 1255 property:				
a	Applicable percentage of payments excluded from income under section 126	29a			
b	Enter the smaller of line 24 or 29a	29b			

Summary of Part III Gains. Complete property columns A through D through line 29b before going to line 30.

30	Total gains for all properties. Add property columns A through D, line 24	30
31	Add property columns A through D, lines 25b, 26g, 27c, 28b, and 29b. Enter here and on line 13	31
32	Subtract line 31 from line 30. Enter the portion from casualty or theft on Form 4684, line 33. Enter the portion from other than casualty or theft on Form 4797, line 6	32

Part IV Recapture Amounts Under Sections 179 and 280F(b)(2) When Business Use Drops to 50% or Less

(see instructions)

	(a) Section 179	(b) Section 280F(b)(2)
33	Section 179 expense deduction or depreciation allowable in prior years	33
34	Recomputed depreciation. See instructions	34
35	Recapture amount. Subtract line 34 from line 33. See the instructions for where to report	35

Part III Gain From Disposition of Property Under Sections 1245, 1250, 1252, 1254, and 1255 (see instructions)

19 (a) Description of section 1245, 1250, 1252, 1254, or 1255 property:	(b) Date acquired (mo., day, yr.)	(c) Date sold (mo., day, yr.)
A AED HEART DEFIBRILLATOR FOR PATROL	093010	073122
B		
C		
D		

These columns relate to the properties on lines 19A through 19D.		Property A	Property B	Property C	Property D
20 Gross sales price (Note: See line 1a before completing.)	20				
21 Cost or other basis plus expense of sale	21	2,185.			
22 Depreciation (or depletion) allowed or allowable	22	2,185.			
23 Adjusted basis. Subtract line 22 from line 21	23	0.			
24 Total gain. Subtract line 23 from line 20	24	0.			
25 If section 1245 property:					
a Depreciation allowed or allowable from line 22	25a	2,185.			
b Enter the smaller of line 24 or 25a	25b				
26 If section 1250 property: If straight line depreciation was used, enter -0- on line 26g, except for a corporation subject to section 291.					
a Additional depreciation after 1975	26a				
b Applicable percentage multiplied by the smaller of line 24 or line 26a	26b				
c Subtract line 26a from line 24. If residential rental property or line 24 isn't more than line 26a, skip lines 26d and 26e	26c				
d Additional depreciation after 1969 and before 1976	26d				
e Enter the smaller of line 26c or 26d	26e				
f Section 291 amount (corporations only)	26f				
g Add lines 26b, 26e, and 26f	26g				
27 If section 1252 property: Skip this section if you didn't dispose of farmland or if this form is being completed for a partnership.					
a Soil, water, and land clearing expenses	27a				
b Line 27a multiplied by applicable percentage	27b				
c Enter the smaller of line 24 or 27b	27c				
28 If section 1254 property:					
a Intangible drilling and development costs, expenditures for development of mines and other natural deposits, mining exploration costs, and depletion	28a				
b Enter the smaller of line 24 or 28a	28b				
29 If section 1255 property:					
a Applicable percentage of payments excluded from income under section 126	29a				
b Enter the smaller of line 24 or 29a	29b				

Summary of Part III Gains. Complete property columns A through D through line 29b before going to line 30.

30 Total gains for all properties. Add property columns A through D, line 24	30	
31 Add property columns A through D, lines 25b, 26g, 27c, 28b, and 29b. Enter here and on line 13	31	
32 Subtract line 31 from line 30. Enter the portion from casualty or theft on Form 4684, line 33. Enter the portion from other than casualty or theft on Form 4797, line 6	32	

Part IV Recapture Amounts Under Sections 179 and 280F(b)(2) When Business Use Drops to 50% or Less

(see instructions)

	(a) Section 179	(b) Section 280F(b)(2)
33 Section 179 expense deduction or depreciation allowable in prior years	33	
34 Recomputed depreciation. See instructions	34	
35 Recapture amount. Subtract line 34 from line 33. See the instructions for where to report	35	

Form **8846**

Department of the Treasury
Internal Revenue Service

**Credit for Employer Social Security and Medicare Taxes
Paid on Certain Employee Tips**

Attach to your tax return.

Go to www.irs.gov/Form8846 for the latest information.

OMB No. 1545-0123

2022

Attachment
Sequence No. **846**

Name(s) shown on return

LONG COVE CLUB OWNER'S ASSOCIATION INC.

Identifying number

**** - *** 2304**

Note: Claim this credit **only** for employer social security and Medicare taxes paid by a food or beverage employer where tipping is customary for providing food or beverages. See the instructions for line 1.

1	Tips received by employees for services on which you paid or incurred employer social security and Medicare taxes during the tax year (see instructions)	1	13,778.
2	Tips not subject to the credit provisions (see instructions)	2	
3	Creditable tips. Subtract line 2 from line 1	3	13,778.
4	Multiply line 3 by 7.65% (0.0765). If you had any tipped employees whose wages (including tips) exceeded \$147,000, see instructions and check here <input type="checkbox"/>	4	1,054.
5	Credit for employer social security and Medicare taxes paid on certain employee tips from partnerships and S corporations	5	
6	Add lines 4 and 5. Partnerships and S corporations, report this amount on Schedule K. All others, report this amount on Form 3800, Part III, line 4f	6	1,054.

LHA For Paperwork Reduction Act Notice, see instructions.

Form **8846** (2022)

CLIENT COPY

Supplemental Attachment to Schedule M-3

OMB No. 1545-0123

▶ Attach to Schedule M-3 for Form 1065, 1120, 1120-L, 1120-PC, or 1120-S.
 ▶ Go to www.irs.gov/Form1120 for the latest information.

Name of common parent LONG COVE CLUB OWNER 'S ASSOCIATION INC.	Employer identification number ** - *** 2304
Name of subsidiary	Employer identification number

Part I Cost of Goods Sold

Cost of Goods Sold Items	(a) Expense per Income Statement	(b) Temporary Difference	(c) Permanent Difference	(d) Deduction per Tax Return
1 Amounts attributable to cost flow assumptions				
2 Amounts attributable to:				
a Stock option expense				
b Other equity-based compensation				
c Meals and entertainment				
d Parachute payments				
e Compensation with section 162(m) limitation				
f Pension and profit sharing				
g Other post-retirement benefits				
h Deferred compensation				
i Reserved				
j Amortization				
k Depletion				
l Depreciation				
m Corporate-owned life insurance premiums ...				
n Other section 263A costs				
3 Inventory shrinkage accruals				
4 Excess inventory and obsolescence reserves				
5 Lower of cost or market write-downs				
6 Other items with differences (attach statement) SEE STATEMENT 20				
7 Other items with no differences	1,392,689.			1,392,689.
8 Total cost of goods sold. Add lines 1 through 7 in columns a, b, c, and d. Enter totals on the applicable Schedule M-3. See instructions ...	1,392,689.			1,392,689.

LHA For Paperwork Reduction Act Notice, see instructions.

Form **8916-A** (Rev. 11-2019)

Part II Interest Income

	Interest Income Item	(a) Income (Loss) per Income Statement	(b) Temporary Difference	(c) Permanent Difference	(d) Income (Loss) per Tax Return
1	Tax-exempt interest income				
2	Interest income from hybrid securities				
3	Sale/lease interest income				
4a	Intercompany interest income - From outside tax affiliated group				
4b	Intercompany interest income - From tax affiliated group				
5	Other interest income STMT 21	60,987.			60,987.
6	Total interest income. Add lines 1 through 5 in columns a, b, c, and d. Enter total on the applicable Schedule M-3. See instructions.	60,987.			60,987.

Part III Interest Expense

	Interest Expense Item	(a) Expense per Income Statement	(b) Temporary Difference	(c) Permanent Difference	(d) Deduction per Tax Return
1	Interest expense from hybrid securities				
2	Lease/purchase interest expense				
3a	Intercompany interest expense - Paid to outside tax affiliated group				
3b	Intercompany interest expense - Paid to tax affiliated group				
4	Other interest expense				
5	Total interest expense. Add lines 1 through 4 in columns a, b, c, and d. Enter total on the applicable Schedule M-3. See instructions.				

Section 1.263(a)-1(f) De Minimis Safe Harbor Election

Long Cove Club Owner's Association Inc.
399 Long Cove Dr
Hilton Head Island, SC 29928-6152

Employer Identification Number: **-***2304

For the Year Ending December 31, 2022

Long Cove Club Owner's Association Inc. is making the de minimis safe harbor election under Reg. Sec. 1.263(a)-1(f).

CLIENT COPY

FORM 1120	INTEREST INCOME	STATEMENT 1	
DESCRIPTION		US	OTHER
INTEREST INCOME			35,712.
1099 INTEREST INCOME			25,275.
TOTAL TO FORM 1120, LINE 5			60,987.

FORM 1120	OTHER INCOME	STATEMENT 2	
DESCRIPTION		AMOUNT	
MEMBERSHIP ASSESSMENTS		7,400,683.	
ARCHITECTURAL REVIEW BOARD		30,400.	
COMMUNITY SERVICES		592,953.	
OTHER INCOME		5,957.	
TENNIS FEES		37,044.	
GOLF ACTIVITIES		954,005.	
TOTAL TO FORM 1120, LINE 10		9,021,042.	

FORM 1120	TAXES AND LICENSES	STATEMENT 3	
DESCRIPTION		AMOUNT	
REAL ESTATE TAXES		64,475.	
TOTAL TO FORM 1120, LINE 17		64,475.	

FORM 1120

OTHER DEDUCTIONS

STATEMENT 4

DESCRIPTION	AMOUNT
277 DEFERRED DEDUCTION	-2,452,823.
AMORTIZATION	527.
ARCHITECTURAL REVIEW BOARD	43,238.
BAD DEBT	-17,745.
CLUBHOUSE	424,539.
COMMUNITY SERVICE	868,540.
FOOD & BEVERAGE	264,346.
GENERAL & ADMINISTRATIVE	896,414.
GOLF	120,979.
GOLF COURSE MAINTENANCE	537,507.
INSURANCE	379,691.
INTEREST EXPENSE	12,460.
OPERATING LEASE	292,184.
SECURITY	55,842.
TENNIS	52,185.
TOTAL TO FORM 1120, LINE 26	1,477,884.

NET OPERATING LOSS DEDUCTION

STATEMENT 5

TAX YEAR	LOSS SUSTAINED	LOSS PREVIOUSLY APPLIED	LOSS REMAINING	AVAILABLE THIS YEAR
12/31/02	111,164.	78,007.	33,157.	33,157.
12/31/03	20,199.		20,199.	20,199.
12/31/04	304,876.		304,876.	304,876.
12/31/05	454,564.		454,564.	454,564.
12/31/06	542,596.		542,596.	542,596.
12/31/07	567,662.		567,662.	567,662.
12/31/08	517,766.		517,766.	517,766.
12/31/09	4,185.		4,185.	4,185.
12/31/10	114,689.		114,689.	114,689.
12/31/11	118,332.		118,332.	118,332.
12/31/12	283,641.		283,641.	283,641.
12/31/13	151,907.		151,907.	151,907.
12/31/14	291,623.		291,623.	291,623.
12/31/15	282,828.		282,828.	282,828.
12/31/16	158,000.		158,000.	158,000.
12/31/17	13,032.		13,032.	13,032.
12/31/18	78,382.		78,382.	78,382.
12/31/19	41,713.		41,713.	41,713.
12/31/20	36,480.		36,480.	36,480.
NOL AVAILABLE THIS YEAR			4,015,632.	4,015,632.

SCHEDULE L	OTHER CURRENT ASSETS	STATEMENT 6	
DESCRIPTION		BEGINNING OF TAX YEAR	END OF TAX YEAR
PREPAID EXPENSES		25,925.	23,696.
TOTAL TO SCHEDULE L, LINE 6		25,925.	23,696.

SCHEDULE L	OTHER ASSETS	STATEMENT 7	
DESCRIPTION		BEGINNING OF TAX YEAR	END OF TAX YEAR
CONSTRUCTION IN PROGRESS		239,689.	666,595.
RIGHT-OF-USE ASSETS FOR FINANCING LEASES NET			102,414.
RIGHT-OF-USE ASSETS FOR OPERATING LEASES NET			251,223.
TOTAL TO SCHEDULE L, LINE 14		239,689.	1,020,232.

SCHEDULE L	OTHER CURRENT LIABILITIES	STATEMENT 8	
DESCRIPTION		BEGINNING OF TAX YEAR	END OF TAX YEAR
ACCRUED EXPENSES		304,225.	310,168.
ESCROW DEPOSITS		208,000.	285,000.
TOTAL TO SCHEDULE L, LINE 18		512,225.	595,168.

FORM 3800

CARRYOVER OF GENERAL BUSINESS CREDITS

STATEMENT 9

YEAR	TYPE OF CREDIT	ORIGINAL CREDIT	PREVIOUSLY APPLIED	CREDIT REMAINING	AVAILABLE THIS YEAR
2014	EMPLOYER SOCIAL SECURITY - POST 2006	897.	0.	897.	897.
2015	EMPLOYER SOCIAL SECURITY - POST 2006	1,142.	0.	1,142.	1,142.
2016	EMPLOYER SOCIAL SECURITY - POST 2006	703.	0.	703.	703.
2017	EMPLOYER SOCIAL SECURITY - POST 2006	812.	0.	812.	812.
2018	EMPLOYER SOCIAL SECURITY - POST 2006	751.	0.	751.	751.
2019	EMPLOYER SOCIAL SECURITY - POST 2006	817.	0.	817.	817.
2020	EMPLOYER SOCIAL SECURITY - POST 2006	343.	0.	343.	343.
2021	EMPLOYER SOCIAL SECURITY - POST 2006	775.	0.	775.	775.
TOTALS		6,240.	0.	6,240.	6,240.
LESS TO FORM 4255, LINE 12					0.
TOTAL					6,240.

SCHEDULE M-3

OTHER INCOME (LOSS) ITEMS WITH DIFFERENCES

STATEMENT 10

DESCRIPTION	INCOME (LOSS)			INCOME (LOSS) PER TAX RETURN
	PER INCOME STATEMENT	TEMPORARY DIFFERENCE	PERMANENT DIFFERENCE	
EMPLOYEE RETENTION TAX CREDIT	442,969.		-442,969.	0.
GROSS RECEIPTS OR SALES	2,482,581.	2,397.	0.	2,484,978.
TOTAL TO M-3, PART II, LINE 25	2,925,550.	2,397.	-442,969.	2,484,978.

SCHEDULE M-3 OTHER INCOME (LOSS) AND EXPENSE / DEDUCTION STATEMENT 11
ITEMS WITH NO DIFFERENCES

DESCRIPTION	INCOME (LOSS) PER INCOME STATEMENT	INCOME (LOSS) PER TAX RETURN
OTHER INCOME (LOSS) - SEE STATEMENT	9,021,042.	9,021,042.
OTHER EXPENSE / DEDUCTION - SEE STATEMENT	-4,974,370.	-4,974,370.
TOTAL TO SCHEDULE M-3, PART II, LINE 28	4,046,672.	4,046,672.

SCHEDULE M-3 OTHER INCOME (LOSS) ITEMS WITH NO DIFFERENCES STATEMENT 12

DESCRIPTION	INCOME (LOSS) PER INCOME STATEMENT	INCOME (LOSS) PER TAX RETURN
ARCHITECTURAL REVIEW BOARD	30,400.	30,400.
COMMUNITY SERVICES	592,953.	592,953.
GOLF ACTIVITIES	954,005.	954,005.
MEMBERSHIP ASSESSMENTS	7,400,683.	7,400,683.
OTHER INCOME	5,957.	5,957.
TENNIS FEES	37,044.	37,044.
TOTAL TO SCHEDULE M-3, PART II, LINE 28	9,021,042.	9,021,042.

SCHEDULE M-3 OTHER AMORTIZATION OR STATEMENT 13
IMPAIRMENT WRITE-OFFS

DESCRIPTION	EXPENSE PER INCOME STATEMENT	TEMPORARY DIFFERENCE	PERMANENT DIFFERENCE	DEDUCTION PER TAX RETURN
FRANCHISE RIGHTS	527.		0.	527.
OTHER AMORTIZATION	17,282.	-17,282.	0.	0.
TOTAL	17,809.	-17,282.	0.	527.

SCHEDULE M-3 OTHER EXPENSE/DEDUCTION ITEMS WITH DIFFERENCES STATEMENT 14

DESCRIPTION	EXPENSE/ DEDUCTION PER INCOME STATEMENT	TEMPORARY DIFFERENCE	PERMANENT DIFFERENCE	EXPENSE/ DEDUCTION PER TAX RETURN
277 DEFERRED DEDUCTION	0.	-2,452,823.	0.	-2,452,823.
BAD DEBT	0.	-17,745.	0.	-17,745.
GOLF	121,983.		-1,004.	120,979.
SALARIES AND WAGES	5,288,395.		-1,054.	5,287,341.
TOTAL TO M-3, PART III, LINE 38	5,410,378.	-2,470,568.	-2,058.	2,937,752.

SCHEDULE M-3 OTHER EXPENSE/DEDUCTION ITEMS STATEMENT 15
WITH NO DIFFERENCES

DESCRIPTION	EXPENSE/ DEDUCTION PER INCOME STATEMENT	EXPENSE/ DEDUCTION PER TAX RETURN
ARCHITECTURAL REVIEW BOARD	43,238.	43,238.
CLUBHOUSE	424,539.	424,539.
COMMUNITY SERVICE	868,540.	868,540.
EMPLOYEE BENEFIT PROGRAMS	1,082,949.	1,082,949.
FOOD & BEVERAGE	264,346.	264,346.
GENERAL & ADMINISTRATIVE	896,414.	896,414.
GOLF COURSE MAINTENANCE	537,507.	537,507.
INSURANCE	379,691.	379,691.
INTEREST EXPENSE	12,460.	12,460.
OPERATING LEASE	292,184.	292,184.
REAL ESTATE TAXES	64,475.	64,475.
SECURITY	55,842.	55,842.
TENNIS	52,185.	52,185.
TOTAL TO SCHEDULE M-3, PART II, LINE 28	4,974,370.	4,974,370.

FORM 4562, PART III

NONRESIDENTIAL REAL PROPERTY

STATEMENT 16

(A) DESCRIPTION OF PROPERTY	(B) MO/YR	(C) BASIS	(D) PERIOD	(G) DEDUCTION
MASTER PLAN 2022 BLDG5	12/22	109,099.	39.0 YRS	117.
BRIDGE	8/22	50,000.	39.0 YRS	481.
GOLF TRAINING CENTER	10/22	15,000.	39.0 YRS	80.
GOLF TEAHING CENTER SIPSD	1/22	5,510.	39.0 YRS	135.
ADMIN RENOVATION 22	6/22	5,409.	39.0 YRS	75.
CH WINDOW	10/22	2,500.	39.0 YRS	13.
BRIDGE #3	12/22	600.	39.0 YRS	1.
TOTAL TO FORM 4562, PART III, LINE 19I		188,118.		902.

FORM 4562

PART VI - AMORTIZATION

STATEMENT 17

(A) DESCRIPTION OF COSTS	(B) DATE BEGAN	(C) AMORT. AMOUNT	(D) CODE SECT.	(E) LIFE/ RATE	(F) ACCUM. AMORT.	(G) AMORT. THIS YR.
FRANCHISE RIGHTS	09/17/99	21,063.		480M	11,857.	527.
TOTAL TO FORM 4562, LINE 43						527.

FORM 4797

SALES OF PROPERTY USED IN A TRADE OR BUSINESS

STATEMENT 18

DESCRIPTION OF PROPERTY	DATE ACQUIRED	DATE SOLD	SALES PRICE	DEPR ALLOWED	COST OR BASIS	GAIN OR LOSS
SPEED QUEEN DRYER	10/31/18	11/18/22		798.	902.	-104.
CLUBHOUSE PATIO	10/31/18	08/10/22				
FURNITURE SANDBLAST				3,065.	4,186.	-1,121.
LEISURE PATH - 2019	12/31/19	11/23/22		9,550.	35,350.	-25,800.
LEISURE PATH	12/31/13	11/23/22		3,326.	5,150.	-1,824.
MASTER PLAN - 2020	12/31/20	12/31/22		336.	6,566.	-6,230.
MASTER PLAN - 2019	12/31/19	12/31/22		1,738.	22,600.	-20,862.
TOTALS TO FORM 4797, LINE 2				18,813.	74,754.	-55,941.

FORM 4797

SECTION 1231 LOSSES FROM PRIOR YEARS

STATEMENT 19

	LOSS SUSTAINED	LOSS PREVIOUSLY RECAPTURED	LOSS REMAINING
TAX YEAR 2017			
TAX YEAR 2018	28,694		28,694
TAX YEAR 2019	24,552		24,552
TAX YEAR 2020	13,551		13,551
TAX YEAR 2021	124,735		124,735
TOTAL REMAINING SECTION 1231 LOSSES FROM PRIOR YEARS			191,532

FORM 8916-A

OTHER ITEMS WITH NO DIFFERENCES

STATEMENT 20

DESCRIPTION	PER INCOME STATEMENT	PER TAX RETURN
BEGINNING INVENTORY	172,573.	172,573.
ENDING INVENTORY	-292,840.	-292,840.
PURCHASES	1,512,956.	1,512,956.
TOTAL TO LINE 7	1,392,689.	1,392,689.

FORM 8916-A

OTHER INTEREST INCOME

STATEMENT 21

DESCRIPTION	PER INCOME STATEMENT	TEMPORARY DIFFERENCE	PERMANENT DIFFERENCE	PER TAX RETURN
1099 INTEREST INCOME	25,275.	0.	0.	25,275.
INTEREST INCOME	35,712.	0.	0.	35,712.
TOTAL TO PART II, LINE 5	60,987.	0.	0.	60,987.

2022 DEPRECIATION AND AMORTIZATION REPORT

- CURRENT YEAR STATE -

LONG COVE CLUB OWNER'S ASSOCIATION INC.

Asset No.	Description	Date Acquired	Method	Life	Line No.	Unadjusted Cost Or Basis	Bus % Excl	Reduction In Basis	Basis For Depreciation	Accumulated Depreciation	Current Sec 179	Current Year Deduction
454	FRANCHISE RIGHTS	091799		480M	43	21,063.			21,063.	11,857.		527.
486	CONSTRUCTION IN PROGRESS	082709	L			75,934.			75,934.			0.
511	CART PATHS	063087	L			100.			100.			0.
513	10-MITY-LITE FOLDING TABLES	053110	150DB	7.00	17	2,707.			2,707.	2,707.		0.
515	OUTDOOR PATIO STAINLESS STEEL GRI	123110	150DB	7.00	17	5,256.			5,256.	5,256.		0.
517	COMMUNITY TRAFFIC STREET SIGNAGE	033110	150DB	7.00	17	3,167.			3,167.	3,167.		0.
518	FLAG POLES FOR ENTRANCE/MARINA	043010	150DB	7.00	17	3,646.			3,646.	3,646.		0.
519	WIRE SHELVING/WORK TABLE@KITCHEN AREA	063010	150DB	7.00	17	3,315.			3,315.	3,315.		0.
520	SS SHELVING/12MM PASTA CUTTER/OTHER	103110	150DB	7.00	17	2,043.			2,043.	2,043.		0.
523	GC LIGHTNING DETECTION SYSTEM	063010	150DB	7.00	17	26,687.			26,687.	26,687.		0.
524	2-REELMASTERS MODEL #5610	103110	150DB	7.00	17	94,849.			94,849.	94,849.		0.
527	RENOVATION OF ALL WASTE BUNKERS (09/1	063010	150DB	15.00	17	136,550.			136,550.	108,329.		8,063.
528	REGRASSING/LEVELING OF TEE AREAS	063010	150DB	15.00	17	182,728.			182,728.	144,964.		10,790.
529	FAB/INSTALL SS IRRIGATION INLET FI	093010	150DB	15.00	17	9,504.			9,504.	7,539.		561.
530	FIX OF #12 LAGOON BANKS	123110	150DB	15.00	17	81,639.			81,639.	64,767.		4,821.
531	LAGOON REVITALIZATION PROJ	123110	150DB	15.00	17	114,724.			114,724.	91,013.		6,775.
532	DOG PARK (COMPLETE) 2010 CH LANDSCAPE	010510	150DB	15.00	17	23,936.			23,936.	18,989.		1,413.
533	ENHANCEMENTS	063010	150DB	15.00	17	62,157.			62,157.	49,310.		3,671.

2022 DEPRECIATION AND AMORTIZATION REPORT

- CURRENT YEAR STATE -

LONG COVE CLUB OWNER'S ASSOCIATION INC.

Asset No.	Description	Date Acquired	Method	Life	Line No.	Unadjusted Cost Or Basis	Bus % Excl	* Reduction In Basis	Basis For Depreciation	Accumulated Depreciation	Current Sec 179	Current Year Deduction
534	(D)SIX NEW PUNGO 140/ACADIA 2 KAYAKS	043010	150DB	7.00	17	4,214.			4,214.	4,214.		0.
536	POOL DEPTH MARKERS	053110	150DB	7.00	17	3,200.			3,200.	3,200.		0.
537	LOOMIS FERRY RESURFACE	063010	150DB	15.00	17	84,152.			84,152.	66,760.		4,969.
538	(D)AED HEART DEFIBRILLATOR FOR P	093010	150DB	7.00	17	2,185.			2,185.	2,185.		0.
539	MOTOROLA XTS 2500 MODEL II + SOFTWARE	123110	150DB	5.00	17	3,690.			3,690.	3,690.		0.
540	4 RADIOS, 32 CHANNEL - XPR3280 (072811	150DB	7.00	17	3,610.			3,610.	3,610.		0.
541	CAT BACKHOE/LOADER 4WD	021411	150DB	7.00	17	58,472.			58,472.	58,472.		0.
543	2011 FORD F150 - GCM SUPERINTENDENT	083111	150DB	5.00	17	27,033.			27,033.	27,033.		0.
545	AQUA MASTER FOUNTAIN (AT ENTRAN	072111	150DB	15.00	17	7,680.			7,680.	5,639.		454.
547	BRIDGE (REPLACEMENT) AT #1	081111	150DB	15.00	17	33,445.			33,445.	24,560.		1,974.
548	RECONFIGURATION OF #15 FAIRWAY BUNKER	081111	150DB	15.00	17	7,356.			7,356.	5,401.		434.
552	(D)PLAYMATE GENIE BALL MACHINE	021811	150DB	7.00	17	7,820.			7,820.	7,820.		0.
554	VARIOUS IMPROVEMENTS AT THE	063011	150DB	15.00	17	25,796.			25,796.	18,941.		1,523.
555	POOL WROUGHT IRON GATES	033111	150DB	15.00	17	2,790.			2,790.	2,050.		164.
556	RESTORATION OF LAGOON BANKS (#9 AN	093011	150DB	15.00	17	260,443.			260,443.	191,238.		15,379.
557	FORTESSA DINNERWARE	093011	150DB	7.00	17	596.			596.	596.		0.
561	(D)6 OMNIPLEX 980 WORKSTATIONS	071411	150DB	5.00	17	9,367.			9,367.	9,367.		0.
563	GATEHOUSE IMPROVEMENTS	123112	150DB	15.00	17	15,269.			15,269.	9,973.		901.

2022 DEPRECIATION AND AMORTIZATION REPORT

- CURRENT YEAR STATE -

LONG COVE CLUB OWNER'S ASSOCIATION INC.

Asset No.	Description	Date Acquired	Method	Life	Line No.	Unadjusted Cost Or Basis	Bus % Excl	* Reduction In Basis	Basis For Depreciation	Accumulated Depreciation	Current Sec 179	Current Year Deduction
570	TRAILER	043012	150DB	5.00	17	8,400.			8,400.	8,400.		0.
572	(D)RANGE CART & CAB	063012	150DB	5.00	17	8,171.			8,171.	8,171.		0.
573	SCORE CARD HOLDERS	063012	150DB	7.00	17	900.			900.	900.		0.
575	HOSHIZAKI ICE MACHINE	071312	150DB	7.00	17	5,716.			5,716.	5,716.		0.
576	GOLF & OUTDOOT EQMT	123112	150DB	7.00	17	2,195.			2,195.	2,195.		0.
579	BAG DROP IMPROVEMENT	123112	150DB	7.00	17	4,550.			4,550.	4,550.		0.
580	GOLF COURSE IMPROVEMENTS	123112	150DB	15.00	17	77,345.			77,345.	50,513.		4,567.
581	LAGOON BANKS - #12	012712	150DB	15.00	17	13,054.			13,054.	9,104.		771.
582	LAGOON IMPROVEMENTS (FINAL & RETAINAGE)	030212	150DB	15.00	17	18,683.			18,683.	13,029.		1,103.
583	LAGOON IMPROVEMENTS	123112	150DB	15.00	17	406,658.			406,658.	265,585.		24,012.
584	CART SEATS, SAND BOTTLES, CART MODEL	052312	150DB	7.00	17	3,340.			3,340.	3,340.		0.
587	SAVIN 920SPF COPIER/FAX/SCANNER	042612	150DB	5.00	17	2,242.			2,242.	2,242.		0.
588	POOL IMPROVEMENTS	123112	150DB	15.00	17	112,454.			112,454.	73,441.		6,641.
589	RECREATIONAL PATH STUDY	010112	150DB	7.00	17	2,200.			2,200.	2,200.		0.
590	ROAD IMPROVEMENTS	123112	150DB	15.00	17	197,307.			197,307.	128,860.		11,651.
591	DECATUR ONSITE 200 DOLLY SPEED SIGN	072412	150DB	7.00	17	4,146.			4,146.	4,146.		0.
592	TENNIS SHOP CLUBHOUSE	011112	150DB	7.00	17	1,485.			1,485.	1,485.		0.
597	RENOVATIONS	073113	SL	39.00	17	155,643.			155,643.	33,757.		3,991.

2022 DEPRECIATION AND AMORTIZATION REPORT

- CURRENT YEAR STATE -

LONG COVE CLUB OWNER'S ASSOCIATION INC.

Asset No.	Description	Date Acquired	Method	Life	Line No.	Unadjusted Cost Or Basis	Bus % Excl	* Reduction In Basis	Basis For Depreciation	Accumulated Depreciation	Current Sec 179	Current Year Deduction
598	SPRINKLER REPLACEMENT - CLUBHOUSE	073113	SL	39.00	17	86,775.			86,775.	18,820.		2,225.
602	GOLF PRO SHOP RENOVATIONS	123113	SL	39.00	17	26,704.			26,704.	5,509.		685.
603	CLUBHOUSE RENOVATIONS	123113	SL	39.00	17	5023457.			5023457.	1035833.		128,807.
606	POOL FURNITURE	043013	150DB	7.00	17	26,333.			26,333.	26,333.		0.
607	POOL LANDSCAPING	053113	150DB	15.00	17	11,260.			11,260.	7,023.		665.
608	TERRACOTA POTS FOR POOL DECK (6)	060113	150DB	7.00	17	2,995.			2,995.	2,995.		0.
609	FRONT ENTRANCE LANDSCAPING	113013	150DB	15.00	17	38,859.			38,859.	23,084.		2,295.
610	YAMAHA PIANO (DARIUS RUCKER)	053113	150DB	7.00	17	3,284.			3,284.	3,284.		0.
612	CABINETS	123113	150DB	7.00	17	6,240.			6,240.	6,240.		0.
613	FF&E CLUBHOUSE 2013	123113	150DB	7.00	17	860,103.			860,103.	860,103.		0.
615	BUFFALO BLOWER	060113	150DB	7.00	17	7,096.			7,096.	7,096.		0.
616	TURF 1 GASOLINE, 9 HP PICKUP	060113	150DB	7.00	17	8,244.			8,244.	8,244.		0.
617	(D)TURF 2, 11 HP, 2-WH BRAKE	060113	150DB	7.00	17	8,743.			8,743.	8,743.		0.
618	(D)TURF 2, 11 HP, 2-WH BRAKE	060113	150DB	7.00	17	8,743.			8,743.	8,743.		0.
619	(D)TURF 2, 11 HP, 2-WH BRAKE	060113	150DB	7.00	17	8,743.			8,743.	8,743.		0.
620	GOLF COURSE PRACTICE AREA	083113	150DB	15.00	17	123,107.			123,107.	74,947.		7,269.
621	BAG DROP AREA RENOVATION	123113	150DB	15.00	17	134,075.			134,075.	79,646.		7,917.
622	LANDSCAPE REMEDIATION	123113	150DB	15.00	17	85,977.			85,977.	51,074.		5,077.

2022 DEPRECIATION AND AMORTIZATION REPORT

- CURRENT YEAR STATE -

LONG COVE CLUB OWNER'S ASSOCIATION INC.

Asset No.	Description	Date Acquired	Method	Life	Line No.	Unadjusted Cost Or Basis	Bus % Excl	* Reduction In Basis	Basis For Depreciation	Accumulated Depreciation	Current Sec 179	Current Year Deduction
624	CLUBWIDE TELEPHONE SYSTEM	053113	150DB	7.00	17	27,559.			27,559.	27,559.		0.
625	TECHNOLOGY UPGRADE (POS) & TVS	123113	150DB	5.00	17	34,203.			34,203.	34,203.		0.
626	PLAYGROUND EQMT.	113013	150DB	15.00	17	45,237.			45,237.	26,872.		2,671.
627	POOL RENOVATION	083113	150DB	15.00	17	2,532.			2,532.	1,542.		149.
628	ROOT BARRIER INSTALLATION	123113	150DB	15.00	17	164,344.			164,344.	97,626.		9,704.
629	(D)LEISURE PATH	123113	150DB	15.00	17	5,150.			5,150.	3,060.		266.
630	TURF 1 GASOLINE 9HP	113013	150DB	7.00	17	8,003.			8,003.	8,003.		0.
631	TENNIS SHOP IMPR	123113	150DB	7.00	17	9,233.			9,233.	9,233.		0.
637	GOLF PRO SHOP RENOVATION 2014	053114	SL	39.00	17	7,300.			7,300.	1,426.		187.
638	CLUBHOUSE LANDSCAPE ENHANCEMENTS '14	053114	SL	39.00	17	42,275.			42,275.	8,266.		1,084.
639	LABOR TO INSTALL CARPET	063014	SL	39.00	17	1,800.			1,800.	347.		46.
640	LANDSCAPING	063014	SL	39.00	17	3,218.			3,218.	626.		83.
641	CLUBHOUSE RENOVATION 2014	063014	SL	39.00	17	73,963.			73,963.	14,299.		1,896.
642	PANA ROOFING	073114	SL	39.00	17	1,980.			1,980.	380.		51.
643	TILE AT WATER FEATURE	093014	SL	39.00	17	1,200.			1,200.	226.		31.
644	CLUBHOUSE ELEVATOR 2014	103114	SL	39.00	17	55,119.			55,119.	10,185.		1,413.
645	TENNIS CENTER ROOF REPAIRS 2014	103114	SL	39.00	17	3,850.			3,850.	714.		99.
646	CLUBHOUSE ART	053114	150DB	7.00	17	7,451.			7,451.	7,451.		0.

2022 DEPRECIATION AND AMORTIZATION REPORT

- CURRENT YEAR STATE -

LONG COVE CLUB OWNER'S ASSOCIATION INC.

Asset No.	Description	Date Acquired	Method	Life	Line No.	Unadjusted Cost Or Basis	Bus % Excl	* Reduction In Basis	Basis For Depreciation	Accumulated Depreciation	Current Sec 179	Current Year Deduction
647	SECURITY CAMERAS (REPLACED)	103114	150DB	7.00	17	6,170.			6,170.	6,170.		0.
648	CLUBHOUSE DOORS & CLOSURES 2014	053114	150DB	7.00	17	9,615.			9,615.	9,615.		0.
649	CLUBHOUSE PATIO FURN. (2014 ADDTL)	053114	150DB	7.00	17	2,849.			2,849.	2,849.		0.
652	(D)CH KITCHEN EQUIPMENT JULY 2014	073114	150DB	7.00	17	9,186.			9,186.	9,186.		0.
653	(D)KITCHEN EQMT. 2014	093014	150DB	7.00	17	12,346.			12,346.	12,346.		0.
654	CH ACCESSORIES, ART, ETC. FOR RENO	123114	150DB	7.00	17	74,971.			74,971.	74,971.		0.
655	CH ACCESSORIES (D)RANGE SLED &	123114	150DB	7.00	17	5,247.			5,247.	5,247.		0.
656	FOLDING BAG STAND	053114	150DB	7.00	17	2,445.			2,445.	2,445.		0.
658	DIVOT MIX AND WASTE CONTAINERS	073114	150DB	7.00	17	5,755.			5,755.	5,755.		0.
659	SHIPPING & HANDLING ON EQMT.	073114	150DB	7.00	17	912.			912.	912.		0.
660	DIVOT MIX & WASTE CONTAINERS (2 OF 2)	093014	150DB	7.00	17	5,755.			5,755.	5,755.		0.
661	FLIGHTSCOPE (D)CARRYALL 500 GAS	103114	150DB	7.00	17	9,042.			9,042.	9,042.		0.
662	(3 UNITS)	123114	150DB	7.00	17	25,853.			25,853.	25,853.		0.
663	WORKMAN HDX GAS 2WD	123114	150DB	7.00	17	21,027.			21,027.	21,027.		0.
664	WORKMAN HDX GAS 2WD	123114	150DB	7.00	17	21,027.			21,027.	21,027.		0.
665	WORKMAN HDX GAS 2WD	123114	150DB	7.00	17	22,553.			22,553.	22,553.		0.
666	WORKMAN HDX GAS 2WD	123114	150DB	7.00	17	21,027.			21,027.	21,027.		0.
667	(D)CARRYALL 500 GAS	123114	150DB	7.00	17	25,853.			25,853.	25,853.		0.

2022 DEPRECIATION AND AMORTIZATION REPORT

- CURRENT YEAR STATE -

LONG COVE CLUB OWNER'S ASSOCIATION INC.

Asset No.	Description	Date Acquired	Method	Life	Line No.	Unadjusted Cost Or Basis	Bus % Excl	* Reduction In Basis	Basis For Depreciation	Accumulated Depreciation	Current Sec 179	Current Year Deduction
668	COMFORT STATION 2014	053114	150DB	7.00	17	19,782.			19,782.	19,782.		0.
669	HOSHIZAKI ICE MACHINE @ COMFORT S	053114	150DB	7.00	17	5,629.			5,629.	5,629.		0.
670	REVITALIZATION SURVEY & CONSULT-GC	053114	150DB	15.00	17	9,700.			9,700.	5,477.		573.
671	WORK ON TEES 8/14	083114	150DB	15.00	17	10,000.			10,000.	5,497.		591.
672	WORK ON PUTTING GREED 08/14	083114	150DB	15.00	17	21,071.			21,071.	11,584.		1,244.
673	BERMUDA & ZOYSIA GRASS	083114	150DB	15.00	17	1,189.			1,189.	653.		70.
674	LANDSCAPE REMEDICATION 2014	123114	150DB	15.00	17	138,210.			138,210.	73,941.		8,161.
675	LAGOON ENGINEERING STUDY 2014	123114	150DB	15.00	17	3,400.			3,400.	1,819.		201.
676	WORK ON FRONT ENTRANCE 08/14	083114	SL	39.00	17	3,222.			3,222.	612.		83.
677	(D)KAYAKS TECHNOLOGY UPDATE	063014	150DB	7.00	17	2,403.			2,403.	2,403.		0.
678	2014	053114	150DB	5.00	17	4,937.			4,937.	4,937.		0.
679	(D)PRINTER REPAIRS 2014	123114	150DB	5.00	17	3,819.			3,819.	3,819.		0.
681	LONG COVE POOLHOUSE RENOVATION STUDY	083114	SL	39.00	17	20,575.			20,575.	3,894.		528.
682	POOLHOUSE RENOVATION STUDY 20	093014	SL	39.00	17	1,115.			1,115.	211.		29.
683	CLUBHOUSE ADDTIONAL PARKING (1 OF 2)	093014	150DB	15.00	17	146,678.			146,678.	80,637.		8,661.
684	CLUBHOUSE ADDITIONAL PARKING	093014	150DB	15.00	17	46,283.			46,283.	25,445.		2,733.
685	ROADS REPAIR & MAINTENANCE 2014	123114	150DB	15.00	17	472,602.			472,602.	252,838.		27,907.
686	(D)2 DEFIBRULATORS (LIFEPAK CR + AED)	083114	150DB	7.00	17	3,650.			3,650.	3,650.		0.

2022 DEPRECIATION AND AMORTIZATION REPORT

- CURRENT YEAR STATE -

LONG COVE CLUB OWNER'S ASSOCIATION INC.

Asset No.	Description	Date Acquired	Method	Life	Line No.	Unadjusted Cost Or Basis	Bus % Excl	* Reduction In Basis	Basis For Depreciation	Accumulated Depreciation	Current Sec 179	Current Year Deduction
687	SECURITY PC FOR CAMERAS	093014	150DB	7.00	17	901.			901.	901.		0.
688	TENNIS SHOP WORK 2014	053114	150DB	7.00	17	3,675.			3,675.	3,675.		0.
690	TENNIS COURTS REFIT 2014	053114	150DB	7.00	17	921.			921.	921.		0.
691	BALANCE DUE ON ELEVATOR IN CH	053115	SL	39.00	17	5,860.			5,860.	994.		150.
692	TENNIS HVAC UNIT - 2015	053115	SL	39.00	17	4,478.			4,478.	762.		115.
693	PRO SHOP RENOVATION 2015	070915	SL	39.00	17	9,904.			9,904.	1,640.		254.
694	CLUBHOUSE RAILINGS	073115	SL	39.00	17	7,070.			7,070.	1,169.		181.
695	CLUBHOUSE ELEVATOR - 2015	073115	SL	39.00	17	965.			965.	161.		25.
696	TENNIS BUILDING PAINT	123015	SL	39.00	17	3,500.			3,500.	544.		90.
697	SOUS VIDE WATER BATH COOKING SYSTEM	033115	150DB	7.00	17	973.			973.	913.		60.
698	HALO HEAT SLO COOKER & HOLD OVEN	043015	150DB	7.00	17	9,147.			9,147.	8,587.		560.
699	DANCE FLOOR - CLUBHOUSE	043015	150DB	7.00	17	6,824.			6,824.	6,406.		418.
700	SOUND SYSTEM - PREFUNCTION AREA	063015	150DB	7.00	17	1,000.			1,000.	939.		61.
704	HOLE IN ONE PLAQUE	063015	150DB	7.00	17	4,500.			4,500.	4,224.		276.
707	WORKMAN HDX	033115	150DB	7.00	17	6,890.			6,890.	6,468.		422.
708	WALKING CARTS 2015	070115	150DB	7.00	17	1,780.			1,780.	1,671.		109.
710	MH 400 REPLACEMENT	093015	150DB	7.00	17	35,745.			35,745.	33,556.		2,189.
711	AIR COMPRESSOR	093015	150DB	7.00	17	2,883.			2,883.	2,706.		177.

2022 DEPRECIATION AND AMORTIZATION REPORT

- CURRENT YEAR STATE -

LONG COVE CLUB OWNER'S ASSOCIATION INC.

Asset No.	Description	Date Acquired	Method	Life	Line No.	Unadjusted Cost Or Basis	Bus % Excl	* Reduction In Basis	Basis For Depreciation	Accumulated Depreciation	Current Sec 179	Current Year Deduction
713	KUBOTA TRACTOR	093015	150DB	7.00	17	21,836.			21,836.	20,499.		1,337.
714	WALKING CARTS2 2015	093015	150DB	7.00	17	500.			500.	469.		31.
716	SIMONEAUX ELECT PRACTICE RANGE	073015	150DB	15.00	17	1,230.			1,230.	614.		72.
717	ELECTRIC BOBBY WEED GOLF	073015	150DB	15.00	17	5,400.			5,400.	2,691.		319.
718	DESIGN WITMER JONES KEEFER	082115	150DB	15.00	17	401.			401.	200.		24.
719	CONSULT	082515	150DB	15.00	17	1,311.			1,311.	654.		77.
720	ELECTRIC TO RANGE	083115	150DB	15.00	17	425.			425.	212.		25.
721	CURBING AT RANGE	083115	150DB	15.00	17	3,200.			3,200.	1,594.		189.
723	PUMP HOUSE RENOVATION	093015	150DB	15.00	17	9,680.			9,680.	4,822.		572.
725	BOBBY WEED GOLF DESIGN	112015	150DB	15.00	17	11,519.			11,519.	5,737.		680.
727	LANDSCAPE REMEDIATION 2015	123115	150DB	15.00	17	38,170.			38,170.	19,012.		2,254.
728	TIME CLOCKS (CH,GOLF MNT,CART B	033115	150DB	5.00	17	6,000.			6,000.	6,000.		0.
732	CHEFTEC PLUS SOFTWARE	053115	150DB	3.00	17	3,525.			3,525.	3,525.		0.
733	ARB COMPUTER/MONITOR	063015	150DB	5.00	17	1,747.			1,747.	1,747.		0.
734	CHEFTEC INTERFACE	063015	150DB	5.00	17	2,650.			2,650.	2,650.		0.
736	BASKETBALL HOOP	093015	150DB	15.00	17	2,956.			2,956.	1,473.		174.
737	BASKETBALL COURT POOL RESURFACE -	110615	150DB	15.00	17	17,907.			17,907.	8,919.		1,057.
738	DECKING	073115	SL	39.00	16	4,400.			4,400.	725.		113.

2022 DEPRECIATION AND AMORTIZATION REPORT

- CURRENT YEAR STATE -

LONG COVE CLUB OWNER'S ASSOCIATION INC.

Asset No.	Description	Date Acquired	Method	Life	Line No.	Unadjusted Cost Or Basis	Bus % Excl	* Reduction In Basis	Basis For Depreciation	Accumulated Depreciation	Current Sec 179	Current Year Deduction
739	POOL RESURFACE	121015	SL	39.00	17	13,450.			13,450.	2,084.		345.
740	ROAD WORK 2015 (ACCRUED 12/31/14)	033115	150DB	15.00	17	29,987.			29,987.	14,937.		1,771.
741	ADMIN / TENNIS PARKING LOT RESURFA	082115	150DB	15.00	17	15,199.			15,199.	7,571.		897.
742	LAGOON RESTORATION 2015	123015	150DB	15.00	17	14,457.			14,457.	7,201.		854.
748	ADMIN RENOVATION	093016	SL	39.00	17	15,783.			15,783.	2,143.		405.
749	CLUBHOUSE RAILING RADIO REPLACEMENT -	113016	SL	39.00	17	1,200.			1,200.	159.		31.
750	GOLF MAINTENANCE	033116	200DB	7.00	17	16,079.			16,079.	13,927.		1,435.
751	KRYOVAC	063016	200DB	7.00	17	2,279.			2,279.	1,974.		203.
753	GRILLE	063016	200DB	7.00	17	5,315.			5,315.	4,603.		475.
754	REACH IN FREEZER	093016	200DB	7.00	17	10,428.			10,428.	9,032.		931.
756	BLENDERS	103116	200DB	7.00	17	1,153.			1,153.	999.		103.
757	CLUBHOUSE PODIUM	113016	200DB	7.00	17	2,359.			2,359.	2,043.		211.
758	WATER COOLER	093016	200DB	7.00	17	2,371.			2,371.	2,054.		211.
759	FOLEY REEL GRINDER	123116	200DB	7.00	17	41,070.			41,070.	35,572.		3,665.
760	FOLEY BED-KNIFE GRINDER	123116	200DB	7.00	17	17,750.			17,750.	15,374.		1,584.
761	BALL WASHER	093016	200DB	7.00	17	1,990.			1,990.	1,724.		177.
762	GOLF COURSE REVITALIZATION 2016	123116	150DB	15.00	17	40,393.			40,393.	17,734.		2,385.
763	GOLF COURSE REDESIGN	123116	150DB	15.00	17	56,927.			56,927.	24,993.		3,361.

2022 DEPRECIATION AND AMORTIZATION REPORT

- CURRENT YEAR STATE -

LONG COVE CLUB OWNER'S ASSOCIATION INC.

Asset No.	Description	Date Acquired	Method	Life	Line No.	Unadjusted Cost Or Basis	Bus % Excl	* Reduction In Basis	Basis For Depreciation	Accumulated Depreciation	Current Sec 179	Current Year Deduction
765	JETSKI DOCKS	033116	150DB	15.00	17	16,500.			16,500.	7,245.		974.
766	KAYAKS	063016	200DB	7.00	17	5,000.			5,000.	4,331.		446.
767	FAST ATTACK FIRE PUMP	103116	200DB	7.00	17	3,318.			3,318.	2,874.		296.
768	SECURITY PC AND MONITOR	063016	200DB	5.00	17	947.			947.	947.		0.
769	ADMIN PROJECTOR	063016	200DB	7.00	17	3,402.			3,402.	2,947.		303.
770	PC REPLACEMENT (LINDSAY)	063016	200DB	5.00	17	1,698.			1,698.	1,698.		0.
771	TENNIS CHIT PRINTER	063016	200DB	5.00	17	1,132.			1,132.	1,132.		0.
772	BACKUP SERVER	073116	200DB	5.00	17	2,100.			2,100.	2,100.		0.
773	PC REPLACEMENT - GOLF	073116	200DB	5.00	17	847.			847.	847.		0.
774	POOL HOUSE RESTROOMS AND BOOK	063016	150DB	15.00	17	46,449.			46,449.	20,393.		2,743.
775	POOL REPLASTER	063016	150DB	15.00	17	42,673.			42,673.	18,736.		2,520.
776	2016 ROADS	083116	150DB	15.00	17	377,210.			377,210.	165,608.		22,274.
777	TENNIS COURTS FENCE AND LIGHTS	063016	150DB	15.00	17	60,626.			60,626.	26,618.		3,580.
778	PICKLEBALL COURTS CLUBHOUSE BASEMENT	123116	150DB	15.00	17	25,753.			25,753.	11,307.		1,521.
784	CARPETING	013117	200DB	5.00	17	2,731.			2,731.	2,693.		38.
785	PICKLEBALL COURTS HVAC -	033117	150DB	15.00	17	7,200.			7,200.	2,889.		431.
786	ADMINISTRATION BUILDING	033117	SL	39.00	17	4,474.			4,474.	551.		115.
788	DELL NOTEBOOK - CHRISTY	063017	200DB	5.00	17	1,241.			1,241.	1,188.		53.

2022 DEPRECIATION AND AMORTIZATION REPORT

- CURRENT YEAR STATE -

LONG COVE CLUB OWNER'S ASSOCIATION INC.

Asset No.	Description	Date Acquired	Method	Life	Line No.	Unadjusted Cost Or Basis	Bus % Excl	* Reduction In Basis	Basis For Depreciation	Accumulated Depreciation	Current Sec 179	Current Year Deduction
789	DELL NOTEBOOK - MATT	063017	200DB	5.00	17	2,220.			2,220.	2,125.		95.
790	DELL OPTI 3040 - LEE	063017	200DB	5.00	17	1,166.			1,166.	1,116.		50.
791	DELL OPTI 3040 - BEN	063017	200DB	5.00	17	1,154.			1,154.	1,105.		49.
792	DELL OPTI 3040 - ROB	063017	200DB	5.00	17	1,154.			1,154.	1,105.		49.
793	DOCK REPAIRS	063017	150DB	15.00	17	10,500.			10,500.	4,041.		646.
794	CABINETS	063017	200DB	7.00	17	3,754.			3,754.	2,963.		333.
796	ADMIN RENOVATION - RUGS	063017	200DB	5.00	17	1,784.			1,784.	1,708.		76.
797	HVAC - ADMINISTRATION BUIL	063017	SL	39.00	17	4,321.			4,321.	504.		111.
798	SECURITY CAMERA ADDITIONS AND UPGRA	073117	200DB	7.00	17	7,489.			7,489.	5,749.		663.
799	CLUBHOUSE WINDOW REPLACEMENT	073117	SL	39.00	17	6,194.			6,194.	709.		159.
800	HVAC - GOLF SHOP	073117	SL	39.00	17	8,844.			8,844.	1,012.		227.
801	CHINA GLASS AND SILVER	083117	200DB	7.00	17	10,499.			10,499.	8,059.		930.
802	DELL OPTIPLEX 3040 - BOB	093017	200DB	5.00	17	1,198.			1,198.	1,113.		85.
803	SALAMANDER BROILER	093017	200DB	7.00	17	2,101.			2,101.	1,612.		186.
804	BOATS	093017	200DB	5.00	17	10,999.			10,999.	10,222.		777.
805	TENNIS - HM	123117	150DB	15.00	17	29,203.			29,203.	10,282.		1,892.
806	SPEED DISPLAY SIGN	123117	150DB	15.00	17	2,839.			2,839.	999.		184.
807	SECURITY VEHICLE #2	123117	200DB	5.00	17	23,431.			23,431.	21,187.		2,244.

2022 DEPRECIATION AND AMORTIZATION REPORT

- CURRENT YEAR STATE -

LONG COVE CLUB OWNER'S ASSOCIATION INC.

Asset No.	Description	Date Acquired	Method	Life	Line No.	Unadjusted Cost Or Basis	Bus % Excl	* Reduction In Basis	Basis For Depreciation	Accumulated Depreciation	Current Sec 179	Current Year Deduction
808	GATEHOUSE - HM	12/31/17	SL	39.00	17	23,022.			23,022.	2,385.		590.
809	SECURITY VEHICLE #1	12/31/17	200DB	5.00	17	23,431.			23,431.	21,187.		2,244.
810	PRINTER - LC	12/31/17	200DB	5.00	17	477.			477.	431.		46.
811	SERVER	12/31/17	200DB	5.00	17	873.			873.	789.		84.
812	DESKTOP PC - ASHLEY	12/31/17	200DB	5.00	17	1,315.			1,315.	1,189.		126.
813	DESKTOP PC - TENNIS	12/31/17	200DB	5.00	17	1,138.			1,138.	1,029.		109.
814	CLOUD MANAGED SECURITY APPLIANCE	12/31/17	200DB	5.00	17	4,865.			4,865.	4,399.		466.
815	PWC DOCKS	12/31/17	150DB	15.00	17	24,750.			24,750.	8,715.		1,604.
816	PERIMETER FENCING - HM	12/31/17	150DB	15.00	17	3,280.			3,280.	1,155.		213.
817	REMEDICATION - HM	12/31/17	150DB	15.00	17	429,103.			429,103.	151,089.		27,801.
818	LAGOON ENGINEERING STUDY	12/31/17	150DB	15.00	17	9,125.			9,125.	3,213.		591.
819	GOLF COURSE - HM	12/31/17	150DB	15.00	17	206,242.			206,242.	72,618.		13,362.
820	TIRES - DUMP TRUCK	12/31/17	200DB	5.00	17	911.			911.	824.		87.
821	TRUCK BED FABRICATE AND SPRAY	12/31/17	200DB	5.00	17	6,315.			6,315.	5,711.		604.
822	KUBOTA TRACTOR	12/31/17	200DB	3.00	17	24,910.			24,910.	24,910.		0.
823	SPREADER	12/31/17	200DB	7.00	17	4,553.			4,553.	3,410.		398.
824	SNACK BAR CABINETS	12/31/17	200DB	7.00	17	1,970.			1,970.	1,476.		172.
825	AREA RUG	12/31/17	200DB	7.00	17	3,472.			3,472.	2,601.		303.

2022 DEPRECIATION AND AMORTIZATION REPORT

- CURRENT YEAR STATE -

LONG COVE CLUB OWNER'S ASSOCIATION INC.

Asset No.	Description	Date Acquired	Method	Life	Line No.	Unadjusted Cost Or Basis	Bus % Excl	* Reduction In Basis	Basis For Depreciation	Accumulated Depreciation	Current Sec 179	Current Year Deduction
826	CHRISTMAS DECORATIONS	123117	200DB	7.00	17	9,967.			9,967.	7,465.		870.
827	PRESSURE WASHER AND TRAILER	123117	200DB	5.00	17	11,837.			11,837.	10,703.		1,134.
828	NEW PATIO FURNITURE	123117	200DB	7.00	17	5,870.			5,870.	4,396.		513.
829	ADMIN. RENOVATION	123117	200DB	5.00	17	182.			182.	165.		17.
830	CLUBHOUSE - HM	123117	SL	39.00	17	539,348.			539,348.	55,892.		13,829.
831	FIRE PIT	123117	SL	39.00	17	14,275.			14,275.	1,479.		366.
837	CLUBHOUSE RAIN GUTTERS	123118	SL	39.00	17	2,343.			2,343.	183.		60.
838	CLUBHOUSE RAILINGS	123118	SL	39.00	17	8,340.			8,340.	651.		214.
839	AUDIO MATRIX	123118	200DB	5.00	17	3,191.			3,191.	2,640.		367.
840	HOSTESS STATION LAPTOP	123118	200DB	5.00	17	1,879.			1,879.	1,554.		217.
841	PROJECTOR UPGRADES	123118	200DB	5.00	17	1,612.			1,612.	1,334.		185.
842	CHINA GLASS AND SILVER	123118	200DB	7.00	17	6,157.			6,157.	4,234.		549.
843	GOLF COURSE RE-DESIGN 2018	123118	SL	39.00	17	2520169.			2520169.	196,553.		64,620.
844	LANDSCAPE REMEDIATION #6 AND	123118	SL	39.00	17	9,070.			9,070.	709.		233.
845	ROADS 2018	123118	SL	39.00	17	270,902.			270,902.	21,127.		6,946.
846	WATER FOUNTAINS	123118	SL	39.00	17	3,638.			3,638.	283.		93.
847	CAPITAL RESERVE STUDY	103118	SL	39.00	17	13,987.			13,987.	1,152.		359.
848	PRO SHOP RENOVATION	103118	SL	39.00	17	6,663.			6,663.	549.		171.

2022 DEPRECIATION AND AMORTIZATION REPORT

- CURRENT YEAR STATE -

LONG COVE CLUB OWNER'S ASSOCIATION INC.

Asset No.	Description	Date Acquired	Method	Life	Line No.	Unadjusted Cost Or Basis	Bus % Excl	* Reduction In Basis	Basis For Depreciation	Accumulated Depreciation	Current Sec 179	Current Year Deduction
849	#16 RESTROOM	103118	SL	39.00	17	2,744.			2,744.	225.		70.
850	GRILL ROOM SKYLIGHTS	103118	SL	39.00	17	3,038.			3,038.	250.		78.
851	GRILL ROOM PAINTING	103118	SL	39.00	17	648.			648.	55.		17.
852	LADIES LOCKER ROOM COMPRESSOR	103118	SL	39.00	17	3,158.			3,158.	260.		81.
853	PRO LANDSCAPE SOFTWARE UPGRADE	103118	200DB	5.00	17	915.			915.	757.		105.
854	(D)CLUBHOUSE PATIO FURNITURE SANDBLAST	103118	200DB	7.00	17	4,186.			4,186.	2,878.		187.
855	CLUBHOUSE CHAIR CUSHIONS	103118	200DB	7.00	17	1,860.			1,860.	1,279.		166.
856	CLUBHOUSE MAIN STAIRCASE CARPET RU	103118	200DB	7.00	17	2,226.			2,226.	1,530.		199.
857	(D)SPEED QUEEN DRYER	103118	200DB	5.00	17	902.			902.	746.		52.
858	GOLF COURSE WATER COOLERS	103118	200DB	5.00	17	12,656.			12,656.	10,469.		1,458.
859	LAGOON FOUNTAINS REPAIRS	103118	SL	39.00	17	2,785.			2,785.	228.		71.
861	PRO SHOP FIXTURES	103118	200DB	7.00	17	8,381.			8,381.	5,763.		748.
862	ROOF - TEACHING CENTER	093018	SL	39.00	17	3,820.			3,820.	323.		98.
863	LAND SURVEY - PLAYGROUND/FARM ARE	093018	200DB	5.00	17	6,300.			6,300.	5,212.		725.
864	WALKING CARTS	093018	200DB	5.00	17	2,340.			2,340.	1,936.		269.
865	CLUBHOUSE PARKING LOT	093018	SL	39.00	17	141,288.			141,288.	11,926.		3,623.
866	PICKLEBALL COURTS 2018	093018	SL	39.00	17	204,032.			204,032.	17,222.		5,232.
867	#6 RESTROOM	083118	SL	39.00	17	8,773.			8,773.	759.		225.

2022 DEPRECIATION AND AMORTIZATION REPORT

- CURRENT YEAR STATE -

LONG COVE CLUB OWNER'S ASSOCIATION INC.

Asset No.	Description	Date Acquired	Method	Life	Line No.	Unadjusted Cost Or Basis	Bus % Excl	* Reduction In Basis	Basis For Depreciation	Accumulated Depreciation	Current Sec 179	Current Year Deduction
868	LCC REALTY OFFICE SPACE	083118	SL	39.00	17	40,000.			40,000.	3,463.		1,026.
869	COMPUTER MONITOR - SECURITY	083118	200DB	5.00	17	233.			233.	193.		27.
870	SOLSTICE FRYER SYSTEM	083118	200DB	5.00	17	16,114.			16,114.	13,329.		1,857.
871	ICE MAKER #1	083118	200DB	5.00	17	7,488.			7,488.	6,194.		863.
872	ICE MAKER #2	083118	200DB	5.00	17	7,488.			7,488.	6,194.		863.
873	ICE MAKER #3	083118	200DB	5.00	17	7,488.			7,488.	6,194.		863.
874	WORKMAN GTX #4	083118	200DB	5.00	17	7,417.			7,417.	6,135.		855.
875	WORKMAN GTX #1	083118	200DB	5.00	17	9,808.			9,808.	8,113.		1,130.
876	WORKMAN MDX CARRYALL	083118	200DB	5.00	17	10,735.			10,735.	8,880.		1,237.
877	WORKMAN GTX #3	083118	200DB	5.00	17	7,417.			7,417.	6,135.		855.
878	WORKMAN GTX #2	083118	200DB	5.00	17	7,417.			7,417.	6,135.		855.
879	WORKMAN GTX #5	083118	200DB	5.00	17	6,579.			6,579.	5,442.		758.
880	PICKER	083118	200DB	5.00	17	1,895.			1,895.	1,567.		219.
881	AGRIMETAL BLOWER	083118	200DB	5.00	17	7,150.			7,150.	5,915.		823.
882	CLUBHOUSE PHONE	083118	200DB	7.00	17	1,954.			1,954.	1,344.		174.
883	CART BARN	073118	SL	39.00	17	1,927.			1,927.	169.		49.
884	DOG WATERING STATION	073118	200DB	5.00	17	2,295.			2,295.	1,898.		265.
885	GRASS AREA NEXT TO CLUBHOUSE	073118	SL	39.00	17	26,808.			26,808.	2,376.		687.

2022 DEPRECIATION AND AMORTIZATION REPORT

- CURRENT YEAR STATE -

LONG COVE CLUB OWNER'S ASSOCIATION INC.

Asset No.	Description	Date Acquired	Method	Life	Line No.	Unadjusted Cost Or Basis	Bus % Excl	* Reduction In Basis	Basis For Depreciation	Accumulated Depreciation	Current Sec 179	Current Year Deduction
887	PUMP HOUSE AC UNIT	063018	200DB	5.00	17	36,005.			36,005.	29,784.		4,147.
888	CHINA GLASS AND SILVER	053118	200DB	7.00	17	949.			949.	653.		85.
889	LIGHTNING DETECTION SYSTEM	053118	200DB	5.00	17	2,256.			2,256.	1,866.		260.
890	AED	053118	200DB	5.00	17	3,962.			3,962.	3,277.		457.
891	FORD F150 - HAROLD	043018	200DB	5.00	17	30,141.			30,141.	24,932.		3,473.
892	FORD F150 - ASHLEY	043018	200DB	5.00	17	27,410.			27,410.	22,674.		3,157.
893	CHRISTMAS DECORATIONS	043018	200DB	7.00	17	11,185.			11,185.	7,691.		998.
894	LAPTOP - GOLF OUTSIDE ACCESS	043018	200DB	5.00	17	3,631.			3,631.	3,003.		419.
895	BOOM LIFT	043018	200DB	5.00	17	31,305.			31,305.	25,895.		3,607.
896	DELL OPTIPLEX 3050 - WILLIE	043018	200DB	5.00	17	893.			893.	739.		103.
897	DELL OPTIPLEX 3050 - LEON	043018	200DB	5.00	17	1,008.			1,008.	834.		116.
898	TENNIS IRRIGATION	043018	SL	39.00	17	3,167.			3,167.	300.		81.
899	FIREWALL	033118	200DB	5.00	17	704.			704.	582.		81.
900	BALL MACHINE	033118	200DB	5.00	17	6,147.			6,147.	5,085.		708.
901	UPS BATTERY	063019	200DB	5.00	17	1,335.			1,335.	974.		152.
902	COMPUTER AND PRINTER - GM	063019	200DB	5.00	17	3,272.			3,272.	2,389.		372.
903	CLUBHOUSE DESKTOP	063019	200DB	5.00	17	968.			968.	706.		110.
904	SERVER	063019	200DB	5.00	17	24,374.			24,374.	17,793.		2,771.

2022 DEPRECIATION AND AMORTIZATION REPORT

- CURRENT YEAR STATE -

LONG COVE CLUB OWNER'S ASSOCIATION INC.

Asset No.	Description	Date Acquired	Method	Life	Line No.	Unadjusted Cost Or Basis	Bus % Excl	Reduction In Basis	Basis For Depreciation	Accumulated Depreciation	Current Sec 179	Current Year Deduction
905	ADMIN ROOF	063019	SL	39.00	17	19,616.			19,616.	1,278.		503.
906	HVAC - GATEHOUSE	083119	SL	39.00	17	4,812.			4,812.	292.		123.
907	CLUBHOUSE WINDOW REPLACEMENT	083119	SL	39.00	17	9,834.			9,834.	599.		252.
908	CLUBHOUSE LIFT	123119	150DB	15.00	17	10,873.			10,873.	2,176.		870.
909	WORKMAN HDX 2WD	063019	200DB	7.00	17	8,740.			8,740.	5,077.		1,047.
910	SIGNS	103119	150DB	15.00	17	12,498.			12,498.	2,501.		1,000.
911	MASTER PLAN - 2019	123119	SL	39.00	17	65,767.			65,767.	3,443.		1,686.
912	CLUBHOUSE PLAQUE	063019	200DB	7.00	17	3,870.			3,870.	2,248.		463.
913	MIXER	063019	200DB	7.00	17	10,684.			10,684.	6,206.		1,279.
914	CHRISTMAS DECORATIONS	063019	200DB	7.00	17	75.			75.	44.		9.
915	BARSTOOLS	063019	200DB	7.00	17	2,244.			2,244.	1,304.		269.
916	REUPHOLSTERY	063019	200DB	7.00	17	2,244.			2,244.	1,304.		269.
917	BANQUET GRILL	083119	200DB	7.00	17	1,012.			1,012.	551.		132.
918	AUTO FLUSH - CLUBHOUSE REACH IN REFRIGERATOR	083119	200DB	7.00	17	997.			997.	543.		130.
919	CLUBHOUSE CARPET	083119	200DB	5.00	17	24,328.			24,328.	16,884.		2,978.
920	GLASS WASHER	103119	200DB	7.00	17	7,310.			7,310.	3,714.		1,027.
921	CLUBHOUSE EQUIPMENT	103119	200DB	7.00	17	37,090.			37,090.	18,843.		5,213.
922	CHINA GLASS AND SILVER	103119	200DB	7.00	17	12,089.			12,089.	6,142.		1,699.

2022 DEPRECIATION AND AMORTIZATION REPORT

- CURRENT YEAR STATE -

LONG COVE CLUB OWNER'S ASSOCIATION INC.

Asset No.	Description	Date Acquired	Method	Life	Line No.	Unadjusted Cost Or Basis	Bus % Excl	* Reduction In Basis	Basis For Depreciation	Accumulated Depreciation	Current Sec 179	Current Year Deduction
923	BANQUET EQUIPMENT	123119	200DB	7.00	17	15,644.			15,644.	7,948.		2,199.
924	REPAIRS TO LIGHTNING DETECTION	083119	150DB	15.00	17	2,100.			2,100.	463.		164.
925	DRINK HOLDERS	083119	200DB	7.00	17	1,975.			1,975.	1,076.		257.
926	PUMP STATION VFD	103119	150DB	15.00	17	8,104.			8,104.	1,621.		648.
927	PUMP HOUSE MOTOR	103119	150DB	15.00	17	6,459.			6,459.	1,293.		517.
928	REPLACEMENT OF #18 BRIDGE	103119	150DB	15.00	17	40,000.			40,000.	8,005.		3,200.
929	GOLF TEACHING FACILITY - 2019	123119	150DB	15.00	17	8,285.			8,285.	1,658.		663.
930	BCPSD MITIGATION (D)LEISURE PATH -	063019	150DB	15.00	17	3,104.			3,104.	747.		236.
931	2019	123119	150DB	15.00	17	35,350.			35,350.	7,075.		2,475.
932	LAGOON ENGINEERING STUDY - 2019	123119	SL	39.00	17	530,831.			530,831.	27,789.		13,611.
933	PWC DOCKS	063019	150DB	15.00	17	15,000.			15,000.	3,610.		1,139.
934	MARINA PARTY PLATFORM	123119	150DB	15.00	17	5,750.			5,750.	1,151.		460.
935	MARINA DECKING	123119	150DB	15.00	17	68,993.			68,993.	13,807.		5,519.
936	PUSH CARTS	123119	200DB	5.00	17	1,950.			1,950.	1,283.		267.
937	PRINTER - MATT	083119	200DB	7.00	17	1,027.			1,027.	559.		134.
938	OFFICE 365 MIGRATION	083119	200DB	3.00	17	6,250.			6,250.	5,729.		521.
939	PC REPLACEMENT - DIANE	083119	200DB	5.00	17	1,094.			1,094.	759.		134.
940	PC REPLACEMENT - LINDSAY	083119	200DB	5.00	17	1,094.			1,094.	759.		134.

2022 DEPRECIATION AND AMORTIZATION REPORT

- CURRENT YEAR STATE -

LONG COVE CLUB OWNER'S ASSOCIATION INC.

Asset No.	Description	Date Acquired	Method	Life	Line No.	Unadjusted Cost Or Basis	Bus % Excl	* Reduction In Basis	Basis For Depreciation	Accumulated Depreciation	Current Sec 179	Current Year Deduction
941	PC REPLACEMENT - HAROLD	083119	200DB	5.00	17	1,344.			1,344.	933.		164.
942	SWITCH	083119	200DB	7.00	17	919.			919.	500.		120.
943	MERAKI LICENSE	123119	200DB	7.00	17	4,280.			4,280.	2,174.		602.
944	PARKING LOT RE-SEAL	083119	150DB	15.00	17	36,449.			36,449.	8,032.		2,842.
945	ROADS - 2019	093019	150DB	15.00	17	54,584.			54,584.	12,029.		4,256.
946	MAIN GATE GENERATOR	063019	200DB	7.00	17	5,150.			5,150.	2,991.		617.
947	ADDITIONS TO SECURITY EQUIPMENT	063019	200DB	7.00	17	2,198.			2,198.	1,277.		263.
948	AED - PICKELBALL COURT	083119	150DB	15.00	17	3,046.			3,046.	671.		238.
949	TENNIS CARRYALL	063019	200DB	7.00	17	7,150.			7,150.	4,154.		856.
950	OUTDOOR TENNIS FURNITURE	073119	200DB	7.00	17	20,067.			20,067.	10,926.		2,612.
951	POOL UMBRELLAS	083119	200DB	7.00	17	2,375.			2,375.	1,294.		309.
952	BOCCE BALL COURTS 2019	103119	150DB	15.00	17	81,369.			81,369.	16,284.		6,509.
953	HURRICANE RELATED EXEPENSES	010119	L			86,939.			86,939.			0.
954	WINE CELLAR COOLING UNIT	063020	200DB	7.00	17	5,263.			5,263.	2,041.		921.
955	CLUBHOUSE HVAC	063020	SL	39.00	17	7,552.			7,552.	299.		194.
956	CLUBHOUSE HVAC UNITS	093020	SL	39.00	17	2,400.			2,400.	80.		62.
957	CLUBHOUSE WINDOW REPLACEMENT	103120	SL	39.00	17	39,750.			39,750.	1,231.		1,019.
958	COVID-19 RESTROOM FIXTURES	123120	SL	39.00	17	13,339.			13,339.	356.		342.

2022 DEPRECIATION AND AMORTIZATION REPORT

- CURRENT YEAR STATE -

LONG COVE CLUB OWNER'S ASSOCIATION INC.

Asset No.	Description	Date Acquired	Method	Life	Line No.	Unadjusted Cost Or Basis	Bus % Excl	* Reduction In Basis	Basis For Depreciation	Accumulated Depreciation	Current Sec 179	Current Year Deduction
959	EMPLOYEE CAFETERIA	123120	SL	39.00	17	26,632.			26,632.	711.		683.
960	HVAC STUDY	123120	SL	39.00	17	6,700.			6,700.	179.		172.
961	UTILITY TRAILER	063020	200DB	7.00	17	1,511.			1,511.	586.		264.
962	#16 RESTROOM	083120	200DB	7.00	17	11,299.			11,299.	4,381.		1,977.
963	MASTER PLAN - 2020	123120	SL	39.00	17	12,402.			12,402.	331.		318.
964	SIGNAGE	123120	200DB	7.00	17	738.			738.	287.		129.
965	COMBI OVEN	053120	200DB	7.00	17	36,479.			36,479.	14,145.		6,381.
966	ICE MACHINE	053120	200DB	7.00	17	10,991.			10,991.	4,262.		1,923.
967	TAYLOR ICE CREAM MACHINE	073120	200DB	7.00	17	2,477.			2,477.	961.		433.
968	OUTDOOR FURNITURE- CLUBHOUSE	083120	200DB	7.00	17	5,092.			5,092.	1,975.		891.
969	ICE CREAM MACHINE	093020	200DB	7.00	17	3,230.			3,230.	1,253.		565.
970	ARTWORK	093020	200DB	7.00	17	11,650.			11,650.	4,518.		2,038.
971	BARSTOOLS FOR BOCCIE COURT	123120	200DB	7.00	17	958.			958.	372.		167.
972	CHRISTMAS DECORATIONS	123120	200DB	7.00	17	728.			728.	282.		127.
973	DROP CURTAINS- BAG DROP	053120	200DB	7.00	17	5,304.			5,304.	2,057.		928.
974	GOLF ICE CHESTS	053120	200DB	7.00	17	1,879.			1,879.	729.		329.
975	BANK MOWER	053120	200DB	7.00	17	44,485.			44,485.	17,249.		7,782.
976	GREENS GROOMER	053120	200DB	7.00	17	3,790.			3,790.	1,470.		663.

2022 DEPRECIATION AND AMORTIZATION REPORT

- CURRENT YEAR STATE -

LONG COVE CLUB OWNER'S ASSOCIATION INC.

Asset No.	Description	Date Acquired	Method	Life	Line No.	Unadjusted Cost Or Basis	Bus % Excl	* Reduction In Basis	Basis For Depreciation	Accumulated Depreciation	Current Sec 179	Current Year Deduction
977	REEL MOWER	053120	200DB	7.00	17	54,654.			54,654.	21,193.		9,560.
978	REEL MOWER	053120	200DB	7.00	17	38,115.			38,115.	14,779.		6,667.
979	CLUB CLEANERS	063020	200DB	7.00	17	2,088.			2,088.	810.		365.
980	TOP DRESSER	083120	200DB	7.00	17	10,561.			10,561.	4,095.		1,847.
981	PUSH CARTS	123120	200DB	7.00	17	2,005.			2,005.	778.		351.
982	WORKMAN #1	123120	200DB	5.00	17	8,025.			8,025.	4,173.		1,541.
983	WORKMAN #2	123120	200DB	5.00	17	8,025.			8,025.	4,173.		1,541.
984	WORKMAN #3	123120	200DB	5.00	17	9,963.			9,963.	5,181.		1,913.
985	WORKMAN #4	123120	200DB	5.00	17	9,963.			9,963.	5,181.		1,913.
986	DRAINAGE #4, 7, 12 AND 16	103120	150DB	15.00	17	56,730.			56,730.	8,226.		4,850.
987	LAGOON ENGINEERING STUDY	053120	SL	39.00	17	91,193.			91,193.	3,799.		2,338.
988	HATTERAS LIGHTS	063020	200DB	7.00	17	1,791.			1,791.	695.		313.
989	DOCK ICE MACHINE	063020	200DB	7.00	17	20,951.			20,951.	8,124.		3,665.
990	DOCK WHEELS	123120	150DB	15.00	17	1,214.			1,214.	176.		104.
991	DOCK PILE EXTENSION	123120	150DB	15.00	17	6,500.			6,500.	943.		556.
992	DOCK PILE EXTENSION	123120	150DB	15.00	17	5,079.			5,079.	737.		434.
993	KAYAK LAUNCH WINDOWS 7	123120	150DB	15.00	17	10,729.			10,729.	1,556.		917.
994	REPLACEMENT PROJECT	053120	200DB	3.00	17	29,725.			29,725.	23,120.		4,403.

2022 DEPRECIATION AND AMORTIZATION REPORT

- CURRENT YEAR STATE -

LONG COVE CLUB OWNER'S ASSOCIATION INC.

Asset No.	Description	Date Acquired	Method	Life	Line No.	Unadjusted Cost Or Basis	Bus % Excl	* Reduction In Basis	Basis For Depreciation	Accumulated Depreciation	Current Sec 179	Current Year Deduction
995	POS ONLINE CREDIT CARD INTERFACE	053120	200DB	5.00	17	2,440.			2,440.	1,269.		468.
996	NEW PHONE SWITCH	063020	200DB	5.00	17	9,150.			9,150.	4,758.		1,757.
997	MARKETING LAPTOP	073120	200DB	5.00	17	1,986.			1,986.	1,033.		381.
998	CONFERENCE CALL LINE	083120	200DB	7.00	17	2,367.			2,367.	918.		414.
999	LAPTOP	083120	200DB	5.00	17	1,075.			1,075.	559.		206.
1000	2 DESKTOPS	093020	200DB	5.00	17	2,201.			2,201.	1,144.		423.
1001	TOUCHPADS	053121	200DB	5.00	17	3,433.			3,433.	858.		1,030.
1002	SECURITY PC	053121	200DB	5.00	17	1,052.			1,052.	263.		316.
1003	SPEED HUMPS	123121	150DB	15.00	17	5,108.			5,108.	64.		504.
1004	FARM	123121	150DB	15.00	17	37,004.			37,004.	463.		3,654.
1005	KITCHEN FREEZER	053121	200DB	7.00	17	2,249.			2,249.	402.		528.
1006	FREEZER	053121	200DB	7.00	17	3,955.			3,955.	706.		928.
1007	HOT BOX	053121	200DB	7.00	17	5,555.			5,555.	992.		1,304.
1008	PATIO UMBRELLAS	053121	200DB	7.00	17	2,247.			2,247.	401.		527.
1009	JFB TVS (2)	123121	200DB	7.00	17	681.			681.	24.		188.
1010	SNACK BAR ICE MACHINE	123121	200DB	7.00	17	7,376.			7,376.	263.		2,032.
1011	2021 LAGOON ENGINEERING STUDY C	123121	150DB	15.00	17	61,324.			61,324.	767.		6,056.
1012	GATEHOUSE SWITCH	123121	200DB	7.00	17	2,160.			2,160.	77.		595.

2022 DEPRECIATION AND AMORTIZATION REPORT

- CURRENT YEAR STATE -

LONG COVE CLUB OWNER'S ASSOCIATION INC.

Asset No.	Description	Date Acquired	Method	Life	Line No.	Unadjusted Cost Or Basis	Bus % Excl	* Reduction In Basis	Basis For Depreciation	Accumulated Depreciation	Current Sec 179	Current Year Deduction
1013	NEW MONITOR FOR SUSIE	123121	200DB	7.00	17	282.			282.	10.		78.
1014	GENERAL IT	123121	200DB	7.00	17	812.			812.	29.		224.
1015	TENNIS COURT RESURFACING	123121	150DB	15.00	17	27,000.			27,000.	338.		2,666.
1016	REPAIRED GARAGE DOORS AT MAINTENANCE CLUBHOUSE WINDOW	053121	SL	39.00	17	4,001.			4,001.	64.		103.
1017	REPLACEMENT COMMUNITY SERVICES WORKMAN	123121	SL	39.00	17	4,650.			4,650.	5.		119.
1018	WORKMAN	053121	150DB	15.00	17	22,031.			22,031.	1,377.		2,065.
1019	CHLORINATOR REACH-IN REFRIGERATOR	123121	200DB	5.00	17	6,715.			6,715.	336.		2,552.
1020	REFRIGERATOR	123121	200DB	7.00	17	2,834.			2,834.	101.		781.
1021	STEAMER	123121	200DB	7.00	17	722.			722.	26.		199.
1022	RADIOS	053121	200DB	7.00	17	2,578.			2,578.	461.		605.
1023	POLE BARN GOLF SHOP DISPLAY	053121	200DB	7.00	17	23,783.			23,783.	4,247.		5,582.
1024	LIGHTS	123121	200DB	7.00	17	386.			386.	14.		106.
1025	NEW BAG ROOM	123121	200DB	7.00	17	3,262.			3,262.	117.		899.
1026	TRACTOR	123121	200DB	7.00	17	17,770.			17,770.	635.		4,896.
1027	WEIR OUTFALL	123121	150DB	15.00	17	2,260.			2,260.	28.		223.
1028	DOCK CHAIRS	053121	200DB	7.00	17	3,728.			3,728.	666.		875.
1029	DOCK	123121	200DB	7.00	17	57,849.			57,849.	2,066.		15,938.
1030	PUSH CARTS	123121	200DB	7.00	17	5,191.			5,191.	185.		1,430.

2022 DEPRECIATION AND AMORTIZATION REPORT

- CURRENT YEAR STATE -

LONG COVE CLUB OWNER'S ASSOCIATION INC.

Asset No.	Description	Date Acquired	Method	Life	Line No.	Unadjusted Cost Or Basis	Bus % Excl	* Reduction In Basis	Basis For Depreciation	Accumulated Depreciation	Current Sec 179	Current Year Deduction
1031	SURFACE TABLET	123121	200DB	5.00	17	2,093.			2,093.	105.		795.
1032	GOLF SHOP COMPUTERS	123121	200DB	5.00	17	2,725.			2,725.	136.		1,036.
1033	TIMEPILOT	123121	200DB	7.00	17	1,974.			1,974.	71.		544.
1034	SECURITY PC	123121	200DB	5.00	17	1,052.			1,052.	53.		400.
1035	DOCKMASTER SURFACE TABLET	123121	200DB	5.00	17	1,533.			1,533.	77.		582.
1036	HARD DRIVE FOR NAS	123121	200DB	5.00	17	235.			235.	12.		89.
1037	TENNIS NETWORK ISSUE FIX	123121	200DB	7.00	17	430.			430.	15.		119.
1038	BOB PATTON PRINTER	123121	200DB	5.00	17	405.			405.	20.		154.
1039	ADOBE ACROBAT LICENSE	123121	150DB	15.00	17	962.			962.	12.		95.
1040	ADMIN BUILDING RENO	123121	200DB	7.00	17	28,053.			28,053.	1,002.		7,729.
1041	2021 MASTER PLAN	123121	150DB	15.00	17	68,150.			68,150.	852.		6,730.
1042	#3 BRIDGE	123121	150DB	15.00	17	51,474.			51,474.	643.		5,083.
1043	RANGE PICKER SLED	123121	200DB	7.00	17	4,380.			4,380.	156.		1,207.
1044	TEE MARKERS	053121	200DB	7.00	17	4,998.			4,998.	893.		1,173.
1045	CLUBHOUSE HVAC	123121	SL	39.00	17	30,081.			30,081.	32.		771.
1046	POOL DECK RESURFACE/STAIN	123121	150DB	15.00	17	825.			825.	10.		82.
1047	WASHING MACHINE	123121	200DB	7.00	17	1,136.			1,136.	41.		313.
1048	CLUBHOUSE HVAC	123121	SL	39.00	17	25,777.			25,777.	28.		661.

2022 DEPRECIATION AND AMORTIZATION REPORT

- CURRENT YEAR STATE -

LONG COVE CLUB OWNER'S ASSOCIATION INC.

Asset No.	Description	Date Acquired	Method	Life	Line No.	Unadjusted Cost Or Basis	Bus % Excl	* Reduction In Basis	Basis For Depreciation	Accumulated Depreciation	Current Sec 179	Current Year Deduction
1049	ROADS	123121	150DB	15.00	17	677,820.			677,820.	8,473.		66,935.
1050	SPEED SIGN	053121	150DB	15.00	17	4,990.			4,990.	312.		468.
1051	CAMERAS	123121	200DB	5.00	17	14,184.			14,184.	709.		5,390.
1052	TENNIS FURNITURE	053121	200DB	7.00	17	23,227.			23,227.	4,148.		5,451.
1053	TENNIS LIGHTS	123121	150DB	15.00	17	153,286.			153,286.	1,916.		15,137.
1054	TENNIS COURT LIFTS	123121	150DB	15.00	17	27,615.			27,615.	345.		2,727.
1055	TENNIS WINDSCREENS	123121	150DB	15.00	17	10,497.			10,497.	131.		1,037.
1056	TENNIS COURT ROLLER	123121	150DB	15.00	17	8,693.			8,693.	109.		858.
1057	DRIVING RANGE 2022 TCDR	123022	150DB	15.00	19E	198,235.			198,235.			2,478.
1058	GREENS MOWERS	083122	200DB	7.00	19C	136,257.			136,257.			14,599.
1059	MASTER PLAN 2022 BLDG5	123122	SL	39.00	19I	109,099.			109,099.			117.
1060	NETWORK WIFI RACKS SWITCHES	083122	200DB	5.00	19B	68,904.			68,904.			10,336.
1061	GC DRAINAGE 22	102522	150DB	15.00	19E	56,328.			56,328.			704.
1062	MOWER 1 STI 2022	073122	200DB	7.00	19C	50,701.			50,701.			5,432.
1063	MOWER 2 STI 2022	073122	200DB	7.00	19C	50,701.			50,701.			5,432.
1064	BRIDGE	080322	SL	39.00	19I	50,000.			50,000.			481.
1065	TRACTOR	092622	200DB	7.00	19C	29,995.			29,995.			3,214.
1066	CH CHINA MSE	111822	200DB	7.00	19C	21,644.			21,644.			773.

2022 DEPRECIATION AND AMORTIZATION REPORT

- CURRENT YEAR STATE -

LONG COVE CLUB OWNER'S ASSOCIATION INC.

Asset No.	Description	Date Acquired	Method	Life	Line No.	Unadjusted Cost Or Basis	Bus % Excl	* Reduction In Basis	Basis For Depreciation	Accumulated Depreciation	Current Sec 179	Current Year Deduction
1067	TENNIS LIGHTING	032222	150DB	15.00	19E	20,501.			20,501.			1,794.
1068	LAGOON ENG	092822	150DB	15.00	19E	20,083.			20,083.			753.
1069	WALK IN COOLER	111822	200DB	7.00	19C	15,717.			15,717.			561.
1070	PUMP STATION	110722	150DB	15.00	19E	15,485.			15,485.			194.
1071	CAMERA TEACHING CENTER	110722	200DB	5.00	19B	15,158.			15,158.			758.
1072	GOLF TRAINING CENTER	102422	SL	39.00	19I	15,000.			15,000.			80.
1073	GC PRESERVATION TREES	042722	150DB	15.00	19E	14,594.			14,594.			912.
1074	PWC BOXES	012722	200DB	7.00	19C	14,172.			14,172.			3,543.
1075	CAMERAS	102522	200DB	5.00	19B	14,141.			14,141.			707.
1076	WORKMAN 2022	083122	200DB	7.00	19C	13,320.			13,320.			1,427.
1077	COMMUNITY SIGNS	102522	150DB	15.00	19E	12,513.			12,513.			156.
1078	BAG DROP STANDS	081722	200DB	7.00	19C	10,647.			10,647.			1,141.
1079	CH EQUIPMENT FORTESSA	111522	200DB	7.00	19C	10,261.			10,261.			367.
1080	COMBI OVEN	122222	200DB	7.00	19C	10,078.			10,078.			360.
1081	ENG & CONSULTING LAGOON	110422	150DB	15.00	19E	8,894.			8,894.			111.
1082	ENG & CONSULTING FOR LAGOON BANK	110422	150DB	15.00	19E	8,894.			8,894.			111.
1083	MODULAR SYSTEMS	122222	200DB	5.00	19B	8,175.			8,175.			409.
1084	DEFIBULATORS	071922	200DB	7.00	19C	8,035.			8,035.			861.

2022 DEPRECIATION AND AMORTIZATION REPORT

- CURRENT YEAR STATE -

LONG COVE CLUB OWNER'S ASSOCIATION INC.

Asset No.	Description	Date Acquired	Method	Life	Line No.	Unadjusted Cost Or Basis	Bus % Excl	* Reduction In Basis	Basis For Depreciation	Accumulated Depreciation	Current Sec 179	Current Year Deduction
1085	DEMO & REPLACE SIDEWALK - POOL DEC	112022	150DB	15.00	19E	7,100.			7,100.			89.
1086	BUSH MOWER	041122	200DB	7.00	19C	7,028.			7,028.			1,255.
1087	COMBI OVEN	111822	200DB	7.00	19C	7,000.			7,000.			250.
1088	ROAD ENG	061422	150DB	15.00	19E	5,949.			5,949.			372.
1089	GOLF TEAHING CENTER SIPSD	010522	SL	39.00	19I	5,510.			5,510.			135.
1090	ADMIN RENOVATION 22	062922	SL	39.00	19I	5,409.			5,409.			75.
1091	LELY SPREADER	072822	200DB	7.00	19C	5,074.			5,074.			544.
1092	KAYAKS	110322	200DB	7.00	19C	4,995.			4,995.			178.
1093	GC IMPROVEMENTS TREES	120122	150DB	15.00	19E	4,978.			4,978.			62.
1094	FARM FENCE	071922	150DB	15.00	19E	4,570.			4,570.			171.
1095	COMPUTER	071122	200DB	5.00	19B	4,444.			4,444.			667.
1096	COMPUTER	071122	200DB	5.00	19B	4,444.			4,444.			667.
1097	PICKLEBALL MACHINE	032222	200DB	7.00	19C	3,859.			3,859.			965.
1098	MEAT SLICER	041122	200DB	7.00	19C	3,588.			3,588.			641.
1099	LAPTOPS	122722	200DB	5.00	19B	3,540.			3,540.			177.
1100	TWO LAPTOPS	122722	200DB	5.00	19B	3,540.			3,540.			177.
1101	STEAM TABLE	021022	200DB	7.00	19C	3,390.			3,390.			848.
1102	PANEL SAW	051322	200DB	7.00	19C	3,206.			3,206.			573.

2022 DEPRECIATION AND AMORTIZATION REPORT

- CURRENT YEAR STATE -

LONG COVE CLUB OWNER'S ASSOCIATION INC.

Asset No.	Description	Date Acquired	Method	Life	Line No.	Unadjusted Cost Or Basis	Bus % Excl	* Reduction In Basis	Basis For Depreciation	Accumulated Depreciation	Current Sec 179	Current Year Deduction
1103	WATER FOUNTAINS	041122	150DB	15.00	19E	3,188.			3,188.			199.
1104	BALL CLEANER	061422	200DB	7.00	19C	3,051.			3,051.			545.
1105	PATIO FURNITURE	081022	200DB	7.00	19C	2,620.			2,620.			281.
1106	CH WINDOW	102522	SL	39.00	19I	2,500.			2,500.			13.
1107	POOL DECK	041322	150DB	15.00	19E	2,386.			2,386.			149.
1108	TRANSFER PUMP	110222	150DB	15.00	19E	2,188.			2,188.			27.
1109	COMPUTER PC	022522	200DB	5.00	19B	2,031.			2,031.			711.
1110	MITCHEL GOLF - LIE LOFT MACHINE	010122	200DB	7.00	19C	1,950.			1,950.			487.
1111	TENNIS BENCHES	032222	200DB	7.00	19C	1,836.			1,836.			459.
1112	ZACH'S NEW POSITION	120122	200DB	5.00	19B	1,602.			1,602.			80.
1113	KITCHEN EQUIPMENT MIXER GRILL PARD	113022	200DB	7.00	19C	1,565.			1,565.			56.
1114	CH KITCHEN TOASTER	111822	200DB	7.00	19C	1,296.			1,296.			46.
1115	CAPITAL RANGE EXPENSE	110222	200DB	7.00	19C	1,057.			1,057.			38.
1116	DRYER CLUBHOUSE	111822	200DB	7.00	19C	991.			991.			35.
1117	BRIDGE #3	120122	SL	39.00	19I	600.			600.			1.
1118	TENNIS BENCHES	113022	200DB	7.00	19C	443.			443.			16.
1119	PRESERVATION TREES 22	031822	150DB	15.00	19E	419.			419.			37.
1120	(D)2021 MASTER PLAN	123121	150DB	15.00	17	6,102.			6,102.	76.		528.

2022 DEPRECIATION AND AMORTIZATION REPORT

- CURRENT YEAR STATE -

LONG COVE CLUB OWNER'S ASSOCIATION INC.

Asset No.	Description	Date Acquired	Method	Life	Line No.	Unadjusted Cost Or Basis	Bus % Excl	* Reduction In Basis	Basis For Depreciation	Accumulated Depreciation	Current Sec 179	Current Year Deduction
1121	(D)MASTER PLAN - 2020	123120	SL	39.00	17	6,566.			6,566.	175.		161.
1122	(D)MASTER PLAN - 2019	123119	SL	39.00	17	22,600.			22,600.	1,183.		555.
1123	COPIER #2207	111022	200DB	7.00	19C	29,025.			29,025.			1,037.
1124	COPIER #7414	111022	200DB	7.00	19C	29,025.			29,025.			1,037.
1125	PITNEY BOWES POSTAGE #3626	010122	200DB	7.00	19C	62,174.			62,174.			15,544.
	* OTHER TOTAL OTHER					21501622.			21501622.	6999613.		1017445.
	BUILDINGS											
27	CLUBHOUSE IMPROVMENTS	063087	L			824,796.			824,796.			0.
28	MAINTENANCE BUILDING	063087	L			161,349.			161,349.			0.
29	HALFWAY HOUSE	063087	L			20,000.			20,000.			0.
30	PUMP HOUSE	063087	L			4,000.			4,000.			0.
31	POOL AND BUILDING	063087	L			91,458.			91,458.			0.
32	PUMP HOUSE GOLF COURSE	063087	L			4,000.			4,000.			0.
33	ADMINISTRATION BUILDING	120193	SL	39.00	16	193,090.			193,090.	139,043.		4,951.
34	CLUBHOUSE RENOVATIONS	103196	SL	39.00	16	533,241.			533,241.	344,719.		13,673.
35	POOL IMPROVEMENTS	051898	SL	39.00	16	32,658.			32,658.	19,706.		837.
36	ATTIC IMPROVEMENTS	042998	SL	39.00	16	11,759.			11,759.	7,159.		302.
38	TENNIS PRO-SHOP RENOVATION	113001	SL	39.00	16	283,785.			283,785.	146,450.		7,277.

2022 DEPRECIATION AND AMORTIZATION REPORT

- CURRENT YEAR STATE -

LONG COVE CLUB OWNER'S ASSOCIATION INC.

Asset No.	Description	Date Acquired	Method	Life	Line No.	Unadjusted Cost Or Basis	Bus % Excl	* Reduction In Basis	Basis For Depreciation	Accumulated Depreciation	Current Sec 179	Current Year Deduction
39	GREENHOUSE	032098	200DB	7.00	17	1,819.			1,819.	1,671.		0.
42	GOLF SHOP DOORS	041503	150DB	15.00	17	1,800.			1,800.	1,800.		0.
43	PANEL DRIVEWAY CEILINGS	041503	150DB	15.00	17	7,249.			7,249.	7,249.		0.
49	PAINT EXTERIOR TRIM-ADMIN OFFICE	011205	200DB	7.00	17	3,500.			3,500.	3,500.		0.
50	PAINT INTERIOR WALLS	032805	200DB	7.00	17	6,495.			6,495.	6,495.		0.
51	SEATH PUMP ROOM WALLS	123105	200DB	7.00	17	2,700.			2,700.	2,700.		0.
52	ICE MAKER	052406	200DB	7.00	17	1,000.			1,000.	1,000.		0.
53	SIGNAGE	052406	200DB	7.00	17	429.			429.	429.		0.
54	GOLF TEACHING FACILITY	063006	SL	39.00	16	94,939.			94,939.	37,828.		2,434.
55	EXPAND STORAGE IN GOLF SHOP	063006	200DB	7.00	17	6,190.			6,190.	6,190.		0.
56	MAINTENANCE FACILITY	042506	SL	39.00	16	429,480.			429,480.	172,980.		11,012.
57	POOLHOUSE BATHROOM RENOVATION	073106	SL	39.00	16	36,755.			36,755.	14,562.		942.
59	SECURITY GATEHOUSE	123106	SL	39.00	16	210,695.			210,695.	81,257.		5,402.
60	GATEHOUSE LIGHTS	111506	200DB	7.00	17	3,900.			3,900.	3,900.		0.
61	CONTRETE PATIO AT TENNIS CENTER	050807	SL	39.00	16	7,500.			7,500.	2,808.		192.
63	TENNIS STORAGE	031707	SL	39.00	16	22,254.			22,254.	8,446.		571.
67	REPLACE COMMUNITY SIGNAGE	013108	200DB	7.00	17	3,211.			3,211.	3,211.		0.
68	POOL HOUSE ROOF REPLACEMENT	061808	SL	39.00	16	11,600.			11,600.	4,022.		297.

2022 DEPRECIATION AND AMORTIZATION REPORT

- CURRENT YEAR STATE -

LONG COVE CLUB OWNER'S ASSOCIATION INC.

Asset No.	Description	Date Acquired	Method	Life	Line No.	Unadjusted Cost Or Basis	Bus % Excl	* Reduction In Basis	Basis For Depreciation	Accumulated Depreciation	Current Sec 179	Current Year Deduction
69	NEW POOL RILTER SYSTEM	031208	150DB	15.00	17	14,690.			14,690.	13,440.		833.
70	2008 ADDITION TO TENNIS PRO SHOP	123108	SL	39.00	16	123,439.			123,439.	41,277.		3,165.
456	FENCES	022709	150DB	15.00	17	30,425.			30,425.	25,934.		1,796.
457	BUILDING	063009	SL	39.00	17	1,995.			1,995.	640.		51.
	* OTHER TOTAL BUILDINGS					3182201.			3182201.	1098416.		53,735.
	FURNITURE & FIXTURES											
114	PATIO FURNITURE	093006	200DB	7.00	17	13,000.			13,000.	13,000.		0.
116	OFFICE FURNITURE	121806	200DB	7.00	17	6,179.			6,179.	6,179.		0.
	* OTHER TOTAL FURNITURE AND FIXTURES					19,179.			19,179.	19,179.		0.
	MACHINERY & EQUIPMENT											
422	IRRIGATION SYSTEM	071999	150DB	15.00	17	66,048.			66,048.	66,048.		0.
423	GOLF IRRIGATION SYSTEM	113001	SL	39.00	16	887,494.			887,494.	457,960.		22,756.
425	TURBINE PUMP STATION	042006	150DB	15.00	17	74,769.			74,769.	74,769.		0.
426	IRRIGATION	101906	150DB	15.00	17	25,450.			25,450.	25,450.		0.
431	TENNIS STORAGE SHED	083196	150DB	15.00	17	13,377.			13,377.	13,377.		0.
432	RACQUET RE-STRINGER MACHINE	031099	200DB	7.00	17	1,179.			1,179.	1,095.		0.
435	SERVICE ACE ALLOY	012100	200DB	7.00	17	8,750.			8,750.	8,039.		0.
437	TENNIS FURNITURE-24	071002	200DB	7.00	17	2,766.			2,766.	2,766.		0.

2022 DEPRECIATION AND AMORTIZATION REPORT

- CURRENT YEAR STATE -

LONG COVE CLUB OWNER'S ASSOCIATION INC.

Asset No.	Description	Date Acquired	Method	Life	Line No.	Unadjusted Cost Or Basis	Bus % Excl	* Reduction In Basis	Basis For Depreciation	Accumulated Depreciation	Current Sec 179	Current Year Deduction
438	TENNIS FURNITURE- 6 TABLES	071002	200DB	7.00	17	1,407.			1,407.	1,407.		0.
442	TENNIS KIOCKS	061004	200DB	7.00	17	17,467.			17,467.	17,467.		0.
443	240 LINEAR FEET OF CHANNEL DRAIN	053105	200DB	7.00	17	4,318.			4,318.	4,318.		0.
445	2-TON TRANE	022306	200DB	7.00	17	30,595.			30,595.	30,595.		0.
446	FENCING ON COURTS	022806	150DB	15.00	17	3,797.			3,797.	3,797.		0.
447	6 WINDS SCREENS	043006	200DB	7.00	17	57,280.			57,280.	57,280.		0.
453	TROPITONE LOUNGE CHAIRS (20)	040708	200DB	7.00	17	3,327.			3,327.	3,327.		0.
455	POOL DECK REPAIR	041906	150DB	15.00	17	5,750.			5,750.	5,750.		0.
470	EAST COAST EQUIPMENT	043009	150DB	7.00	17	26,750.			26,750.	26,750.		0.
475	SHOWTURF	071309	150DB	7.00	17	5,800.			5,800.	5,800.		0.
484	TENNIS AND POOL EQUIPMENT	071709	150DB	7.00	17	3,483.			3,483.	3,483.		0.
487	TENNIS EQUIPMENT	033109	150DB	7.00	17	22,057.			22,057.	22,057.		0.
	* OTHER TOTAL MACHINERY AND EQUIP					1261864.			1261864.	831,535.		22,756.
	LAND											
8	STORM DRAINAGE	063087	L			174,000.			174,000.			0.
9	SIDEWALKS	063087	L			5,000.			5,000.			0.
10	RETAINING WALLS	063087	L			70,000.			70,000.			0.
11	LAND ALONG HIGHWAY 278	110299	L			310,000.			310,000.			0.

2022 DEPRECIATION AND AMORTIZATION REPORT

- CURRENT YEAR STATE -

LONG COVE CLUB OWNER'S ASSOCIATION INC.

Asset No.	Description	Date Acquired	Method	Life	Line No.	Unadjusted Cost Or Basis	Bus % Excl	* Reduction In Basis	Basis For Depreciation	Accumulated Depreciation	Current Sec 179	Current Year Deduction
12	TENNIS COURTS IRRIGATION SYSTEM	103001	SL	39.00	16	91,488.			91,488.	47,409.		2,346.
13	TENNIS COURTS GRADING-TENNIS	071802	150DB	15.00	17	13,045.			13,045.	13,045.		0.
14	COURTS	093002	150DB	15.00	17	8,642.			8,642.	8,642.		0.
15	BOOSTER WATERPUMP	071902	150DB	15.00	17	1,064.			1,064.	1,064.		0.
16	NURSERY GREEN	073003	150DB	15.00	17	3,700.			3,700.	3,700.		0.
17	DEER FENCE	033106	150DB	15.00	17	1,500.			1,500.	1,500.		0.
18	EMERGENCY ENTERANCE	043006	150DB	15.00	17	4,720.			4,720.	4,720.		0.
19	STORMWATER DRAINAGE NEW SURFACE ON	123106	SL	25.00	17	27,075.			27,075.	16,380.		1,083.
20	COURTS #7 AND #8 70-IRRIGATION	013107	150DB	15.00	17	11,995.			11,995.	11,641.		354.
21	ADDITION TENNIS VIEWING AREA	053107	150DB	15.00	17	95,074.			95,074.	92,267.		2,807.
23	AT #7 AND #8 TENNIS COURT #9 AND	061207	150DB	15.00	17	7,615.			7,615.	7,390.		225.
24	#10	092207	150DB	15.00	17	52,691.			52,691.	51,135.		1,556.
25	STORMWATER DRAINAGE LIFT TENNIS COURTS	092607	150DB	15.00	17	6,118.			6,118.	5,937.		181.
26	#5 & 6	012808	150DB	15.00	17	17,500.			17,500.	16,011.		993.
189	LANDSCAPING	063087	L			362,000.			362,000.			0.
190	FARM LAND	063087	L			2,800.			2,800.			0.
191	FENCES	063087	L			37,000.			37,000.			0.
192	TENNIS COURTS	063087	L			130,000.			130,000.			0.

2022 DEPRECIATION AND AMORTIZATION REPORT

- CURRENT YEAR STATE -

LONG COVE CLUB OWNER'S ASSOCIATION INC.

Asset No.	Description	Date Acquired	Method	Life	Line No.	Unadjusted Cost Or Basis	Bus % Excl	* Reduction In Basis	Basis For Depreciation	Accumulated Depreciation	Current Sec 179	Current Year Deduction
193	CURBS AND GUTTERS	063087	L			24,000.			24,000.			0.
194	LIGHTING AND ELECTRICAL IMPROVEM	063087	L			60,000.			60,000.			0.
195	SIGNAGE	063087	L			25,000.			25,000.			0.
	* OTHER TOTAL LAND					1542027.			1542027.	280,841.		9,545.
	ROADS AND BRIDGES											
205	ROADS	063087	L			1428570.			1428570.			0.
206	PARKING LOT IMPROVEMENTS	063087	L			50,000.			50,000.			0.
208	PARKING LOT IMPROVEMENTS	063094	150DB	15.00	17	16,608.			16,608.	16,608.		0.
209	PARKING LOT IMPROVEMENTS	012497	150DB	15.00	17	50,026.			50,026.	50,026.		0.
212	PARKING LOT IMPROVEMENTS	012301	150DB	15.00	17	76,288.			76,288.	76,288.		0.
213	PAVING SAND STORAGE AREA	083001	150DB	15.00	17	23,827.			23,827.	23,827.		0.
214	LANDSCAPING	073002	150DB	15.00	17	2,044.			2,044.	2,044.		0.
215	PARKING RENOVATIONS	081202	150DB	15.00	17	53,452.			53,452.	53,452.		0.
216	TENNIS PARKING LOT	021403	200DB	5.00	17	3,315.			3,315.	3,315.		0.
218	WALKWAY REPAIRS	061803	150DB	15.00	17	4,053.			4,053.	4,053.		0.
219	TENNIS PARKING LOT LIGHTING	011504	150DB	15.00	17	13,353.			13,353.	13,353.		0.
220	DOCK PARKING PAD	081104	150DB	15.00	17	12,000.			12,000.	12,000.		0.
221	STREET RESURFACING	093004	150DB	15.00	17	111,706.			111,706.	111,706.		0.

2022 DEPRECIATION AND AMORTIZATION REPORT

- CURRENT YEAR STATE -

LONG COVE CLUB OWNER'S ASSOCIATION INC.

Asset No.	Description	Date Acquired	Method	Life	Line No.	Unadjusted Cost Or Basis	Bus % Excl	* Reduction In Basis	Basis For Depreciation	Accumulated Depreciation	Current Sec 179	Current Year Deduction
222	TENNIS CART PATH RELOCATION	083105	150DB	15.00	17	6,969.			6,969.	6,969.		0.
223	LANDSCAPE UPGRADES	033106	150DB	15.00	17	38,904.			38,904.	38,904.		0.
224	SEAL COAT, POOL PARKING	083106	150DB	15.00	17	20,030.			20,030.	20,030.		0.
225	FRONT ENTRANCE WIDEN EGRESS	043007	150DB	15.00	17	162,233.			162,233.	157,752.		4,481.
226	FRONT GATE	043007	150DB	15.00	17	11,614.			11,614.	11,271.		343.
227	SEAL COAT ADMIN OFFICE	042307	150DB	15.00	17	2,600.			2,600.	2,523.		77.
228	CONCRETE SLAB	042007	150DB	15.00	17	12,410.			12,410.	12,044.		366.
229	LONG COVE TURNBRIGDE DR LANDS	011807	150DB	15.00	17	1,528.			1,528.	1,483.		45.
230	HILTON HEAD SIGNAGE	022807	150DB	15.00	17	352.			352.	342.		10.
	* OTHER TOTAL - ROADS AND BRIDGES COMMUNITY SERVICE ASSETS					2101882.			2101882.	617,990.		5,322.
234	FUEL TANK	063094	200DB	7.00	17	7,310.			7,310.	7,310.		0.
235	HOOVER MAINTENANCE SHED	092095	150DB	15.00	17	16,197.			16,197.	16,197.		0.
236	2 SECTIONAL STEEL DOORS	012496	200DB	7.00	17	1,250.			1,250.	1,165.		0.
237	GROUNDS EQUIPMENT	032296	200DB	7.00	17	2,600.			2,600.	2,422.		0.
241	CHARLESTON FORD TRACTOR	020601	200DB	7.00	17	16,536.			16,536.	15,192.		0.
245	2004 FORD RANGER TRUCK	010204	200DB	5.00	17	17,649.			17,649.	17,649.		0.
249	CARLTON MODEL 2012 CHIPPER AND STUMP G	031705	200DB	5.00	17	37,707.			37,707.	37,707.		0.

2022 DEPRECIATION AND AMORTIZATION REPORT

- CURRENT YEAR STATE -

LONG COVE CLUB OWNER'S ASSOCIATION INC.

Asset No.	Description	Date Acquired	Method	Life	Line No.	Unadjusted Cost Or Basis	Bus % Excl	* Reduction In Basis	Basis For Depreciation	Accumulated Depreciation	Current Sec 179	Current Year Deduction
255	CARGO TRAILER	090805	200DB	5.00	17	4,161.			4,161.	4,161.		0.
258	2 TURF II	022306	200DB	7.00	17	13,621.			13,621.	13,621.		0.
259	2007 E250 CARGO ECONOLINE VAN	011607	200DB	5.00	17	24,047.			24,047.	24,047.		0.
261	TURF II 11HP	020807	200DB	5.00	17	7,623.			7,623.	7,623.		0.
262	ROTARY TILLER FOR THE TRACTOR	041207	200DB	5.00	17	3,531.			3,531.	3,531.		0.
	* OTHER TOTAL - COMMUNITY SERVICE A					152,232.			152,232.	150,625.		0.
	LAGOON IMPROVEMENTS											
268	LAGOON IMPROVEMENTS DRAINAGE	123103	150DB	15.00	17	31,036.			31,036.	31,036.		0.
269	IMPROVEMENTS	123104	150DB	15.00	17	5,035.			5,035.	5,035.		0.
270	(D)LAGOON PUMP DRAINAGE	123004	150DB	15.00	17	25,004.			25,004.	25,004.		0.
271	IMPROVEMENTS	111705	150DB	15.00	17	31,725.			31,725.	31,725.		0.
272	AIR DUFUSSER SYSTEM	051806	200DB	7.00	17	7,126.			7,126.	7,126.		0.
273	LAGOON PIPING BETWEEN #8, #9	122107	150DB	15.00	17	13,598.			13,598.	13,197.		401.
274	ENGINEERING STUDY OF RESTORATION OF L	123108	150DB	15.00	17	292,057.			292,057.	265,167.		17,927.
500	LAGOON IMPROVEMENTS	122309	150DB	15.00	17	58,311.			58,311.	49,702.		3,444.
	* OTHER TOTAL - LAGOON IMPROVEMENTS					463,892.			463,892.	427,992.		21,772.
	CLUBHOUSE EQUIPMENT											
279	CUSTOM PORTABLE BAR	063004	200DB	7.00	17	6,294.			6,294.	6,294.		0.

2022 DEPRECIATION AND AMORTIZATION REPORT

- CURRENT YEAR STATE -

LONG COVE CLUB OWNER'S ASSOCIATION INC.

Asset No.	Description	Date Acquired	Method	Life	Line No.	Unadjusted Cost Or Basis	Bus % Excl	* Reduction In Basis	Basis For Depreciation	Accumulated Depreciation	Current Sec 179	Current Year Deduction
289	SET SILVER CHAFER PANS	073108	200DB	7.00	17	6,342.			6,342.	6,342.		0.
	* OTHER TOTAL - CLUBHOUSE EQUIPMENT					12,636.			12,636.	12,636.		0.
292	GOLF COURSE IMPROVEMENTS	063087	L			933,000.			933,000.			0.
303	FERTILIZATION SYSTEM	123194	150DB	15.00	17	6,000.			6,000.	6,000.		0.
305	GOLF MAINTENANCE LOCKER	042998	150DB	15.00	17	5,268.			5,268.	5,268.		0.
309	GOLF COURSE IMPROVEMENTS	063089	150DB	15.00	17	16,537.			16,537.	14,957.		0.
321	PRATICE FACILITY UPGRADES	091504	150DB	15.00	17	22,030.			22,030.	22,030.		0.
323	CABINETS FOR #16 RESTROOM	083105	200DB	7.00	17	1,030.			1,030.	1,030.		0.
324	GOLF COURSE BRIDGE HANDRAILS	051806	150DB	15.00	17	11,500.			11,500.	11,500.		0.
325	CROSSTIE CURBING - CART PATHS	073106	150DB	15.00	17	35,063.			35,063.	35,063.		0.
326	RESTROOM RENOVATION REFURBISH #15	073106	SL	39.00	16	143,643.			143,643.	56,933.		3,683.
331	HALFWAY HOUSE	083107	200DB	7.00	17	7,800.			7,800.	7,800.		0.
495	GOLF COURSE IRRIGATION SYSTEM	082709	150DB	15.00	17	10,216.			10,216.	8,707.		604.
497	RENOVATION OF WASTE BUNKERS	091809	SL	15.00	17	94,986.			94,986.	79,150.		6,332.
498	DOG PARK	120909	150DB	15.00	17	8,125.			8,125.	6,926.		480.
	* OTHER TOTAL - GOLF COURSE IMPROVE GOLF AND OUTDOOR EQUIPMENT					1295198.			1295198.	255,364.		11,099.

2022 DEPRECIATION AND AMORTIZATION REPORT

- CURRENT YEAR STATE -

LONG COVE CLUB OWNER'S ASSOCIATION INC.

Asset No.	Description	Date Acquired	Method	Life	Line No.	Unadjusted Cost Or Basis	Bus % Excl	* Reduction In Basis	Basis For Depreciation	Accumulated Depreciation	Current Sec 179	Current Year Deduction
333	2 GRINDING MACHINES	022895	200DB	7.00	17	21,033.			21,033.	20,229.		0.
334	6 BELVEDERE 5 BENCHES	022697	200DB	7.00	17	2,694.			2,694.	2,475.		0.
335	RYAN MATTAWAY & SOD CUTTER	053199	200DB	5.00	17	5,906.			5,906.	5,562.		0.
337	DEREK WEAVER GOLF LIFT	011701	200DB	7.00	17	5,445.			5,445.	5,002.		0.
338	JACOBSEN TRIKING	093001	200DB	7.00	17	6,000.			6,000.	5,512.		0.
341	DITCH WITCH	013091	200DB	7.00	17	8,200.			8,200.	8,200.		0.
344	COMPRESSOR	063003	200DB	5.00	17	1,975.			1,975.	1,975.		0.
356	VERMEER ROOT PLANETAIR TOW	102204	200DB	5.00	17	9,000.			9,000.	9,000.		0.
359	AREATOR	032305	200DB	5.00	17	22,575.			22,575.	22,575.		0.
361	TORO TOPDRESSER 1800	040805	200DB	5.00	17	4,903.			4,903.	4,903.		0.
365	DUMP TRUCK	062805	200DB	5.00	17	26,854.			26,854.	26,854.		0.
371	2 TORO VERTICAL MOWER ATTACHEMENTS	073105	200DB	5.00	17	8,606.			8,606.	8,606.		0.
375	8-TRAILERS	093005	200DB	5.00	17	3,984.			3,984.	3,984.		0.
376	PRO CORE 648	030206	200DB	7.00	17	20,233.			20,233.	20,233.		0.
379	14 RINOWOOD 10 GAL TRASH ENCLOSURES	063006	200DB	7.00	17	3,628.			3,628.	3,628.		0.
380	14 RINOWOOD 10 GAL TRASH ENCLOSURES	063006	200DB	7.00	17	2,076.			2,076.	2,076.		0.
381	RINOWOOD TAIL DIVOT MIZ CONTAINER	063006	200DB	7.00	17	1,037.			1,037.	1,037.		0.
382	RINOWOOD TAIL DIVOT MIZ BOXES	111206	200DB	7.00	17	1,891.			1,891.	1,891.		0.

2022 DEPRECIATION AND AMORTIZATION REPORT

- CURRENT YEAR STATE -

LONG COVE CLUB OWNER'S ASSOCIATION INC.

Asset No.	Description	Date Acquired	Method	Life	Line No.	Unadjusted Cost Or Basis	Bus % Excl	Reduction In Basis	Basis For Depreciation	Accumulated Depreciation	Current Sec 179	Current Year Deduction
383	RM 3100-D SIDEWINDER	102606	200DB	7.00	17	5,250.			5,250.	5,250.		0.
388	9-BALL WASHER ASSEMBLIES	013107	200DB	5.00	17	3,509.			3,509.	3,509.		0.
389	2007 4X2 ZL CAB RANGER	011607	200DB	5.00	17	16,876.			16,876.	16,876.		0.
390	WATER COOLER ON PRACTICE RANGE	022807	200DB	5.00	17	2,519.			2,519.	2,519.		0.
391	8 BAG STANDS FOR PRATICE RANGE AND 2	022807	200DB	5.00	17	4,951.			4,951.	4,951.		0.
393	1 TRU SURFACE VIBE V VIBRATOR	031407	200DB	5.00	17	7,376.			7,376.	7,376.		0.
396	TORO 648 AERIFIER 1-500 GAL FLAT	030807	200DB	5.00	17	21,232.			21,232.	21,232.		0.
397	BOTTOM FERTIGATION 4WD TRACTOR W/FRONT	053107	200DB	5.00	17	700.			700.	700.		0.
398	END LOADER PICKER, 3 GANG	091407	200DB	5.00	17	16,377.			16,377.	16,377.		0.
399	SPLIT HI-RISE TRUTURF RS 48	102607	200DB	5.00	17	1,776.			1,776.	1,776.		0.
400	ROLLER/SPIKER	050508	200DB	5.00	17	14,710.			14,710.	14,710.		0.
406	DAKOTA 410	070108	200DB	5.00	17	10,651.			10,651.	10,651.		0.
	* OTHER TOTAL - GOLF AND OUTDOOR EQ					261,967.			261,967.	259,669.		0.
	SECURITY AND GOLF CARTS											
421	GASESURE PASS SOFTWARE	123108		36M	43	26,904.			26,904.	26,904.		0.
478	SECURITY EQUIPMENT	020509	150DB	7.00	17	1,745.			1,745.	1,745.		0.
479	SECURITY EQUIPMENT	041309	150DB	7.00	17	26,370.			26,370.	26,370.		0.
480	SECURITY EQUIPMENT	042409	150DB	7.00	17	632.			632.	632.		0.

2022 DEPRECIATION AND AMORTIZATION REPORT

- CURRENT YEAR STATE -

LONG COVE CLUB OWNER'S ASSOCIATION INC.

Asset No.	Description	Date Acquired	Method	Life	Line No.	Unadjusted Cost Or Basis	Bus % Excl	* Reduction In Basis	Basis For Depreciation	Accumulated Depreciation	Current Sec 179	Current Year Deduction
481	SECURITY EQUIPMENT	043009	150DB	7.00	17	1,122.			1,122.	1,122.		0.
482	SECURITY EQUIPMENT	053109	150DB	7.00	17	1,303.			1,303.	1,303.		0.
483	SECURITY EQUIPMENT	060109	150DB	7.00	17	6,146.			6,146.	6,146.		0.
	* OTHER TOTAL - SECURITY AND GOLF C					64,222.			64,222.	64,222.		0.
501	DOCK	013109	150DB	15.00	17	548.			548.	467.		32.
502	DOCK IMPROVEMENT	010609	150DB	15.00	17	191,533.			191,533.	163,259.		11,310.
503	DOCK IMPROVEMENT	012109	150DB	15.00	17	1,771.			1,771.	1,510.		104.
504	DOCK IMPROVEMENT	012609	150DB	15.00	17	162,845.			162,845.	138,806.		9,616.
505	DOCK IMPROVEMENT	022709	150DB	15.00	17	243,594.			243,594.	207,634.		14,384.
506	DOCK IMPROVEMENT	033109	150DB	15.00	17	243,262.			243,262.	207,353.		14,364.
507	DOCK IMPROVEMENT	042009	150DB	15.00	17	13,808.			13,808.	11,769.		816.
508	DOCK IMPROVEMENT	063009	150DB	15.00	17	800.			800.	681.		48.
509	DOCK IMPROVEMENT	063009	150DB	15.00	17	1,860.			1,860.	1,586.		110.
	* OTHER TOTAL - SECURITY AND GOLF C					860,021.			860,021.	733,065.		50,784.
	MARINA AND DOCKS											
72	SEWER LINE	020593	200DB	7.00	17	7,738.			7,738.	7,738.		0.
75	KAYAK STORAGE SHED	123101	150DB	15.00	17	15,686.			15,686.	15,686.		0.
76	IRRIGATION SYSTEM DOCKS	123101	150DB	15.00	17	17,000.			17,000.	17,000.		0.

2022 DEPRECIATION AND AMORTIZATION REPORT

- CURRENT YEAR STATE -

LONG COVE CLUB OWNER'S ASSOCIATION INC.

Asset No.	Description	Date Acquired	Method	Life	Line No.	Unadjusted Cost Or Basis	Bus % Excl	* Reduction In Basis	Basis For Depreciation	Accumulated Depreciation	Current Sec 179	Current Year Deduction
81	DOCK RESTROOM	073106	SL	39.00	16	192,097.			192,097.	76,148.		4,926.
	* OTHER TOTAL - MARINA AND DOCKS					232,521.			232,521.	116,572.		4,926.
	PLAYGROUND AND EQUIPMENT											
133	BASKETBALL COURT	060793	150DB	15.00	17	4,362.			4,362.	3,710.		0.
134	WATER COOLER	113094	200DB	7.00	17	1,533.			1,533.	1,533.		0.
135	PLAYGROUND EQUIPMENT	081602	200DB	7.00	17	10,026.			10,026.	10,026.		0.
137	PERGOLAS AND SIGNAGE	043006	150DB	15.00	17	10,075.			10,075.	10,075.		0.
138	IRRIGATION SYSTEM	053106	150DB	15.00	17	3,600.			3,600.	3,600.		0.
139	36-STOP SIGN POST	012207	150DB	15.00	17	597.			597.	579.		18.
	* OTHER TOTAL - PLAYGROUND AND EQUIPMENT					30,193.			30,193.	29,523.		18.
	COMMUNICATION SYSTEMS											
	AUDIO/VISUAL EQUIPMENT CLUBHOUSE	111903	200DB	5.00	17	2,940.			2,940.	2,940.		0.
496	TELEPHONE	013009	150DB	7.00	17	1,836.			1,836.	1,836.		0.
	* OTHER TOTAL - COMMUNICATION SYSTEMS					4,776.			4,776.	4,776.		0.
	OFFICE FURNISHINGS											
149	LIGHT FIXTURES	111093	200DB	7.00	17	881.			881.	881.		0.
150	OFFICE FURNITURE	103102	200DB	7.00	17	1,449.			1,449.	1,449.		0.
151	JONAS SOFTWARE	102202	200DB	5.00	17	52,629.			52,629.	48,809.		0.

2022 DEPRECIATION AND AMORTIZATION REPORT

- CURRENT YEAR STATE -

LONG COVE CLUB OWNER'S ASSOCIATION INC.

Asset No.	Description	Date Acquired	Method	Life	Line No.	Unadjusted Cost Or Basis	Bus % Excl	* Reduction In Basis	Basis For Depreciation	Accumulated Depreciation	Current Sec 179	Current Year Deduction
153	COMPUTER EQUIPMENT	121602	200DB	5.00	17	1,558.			1,558.	1,437.		0.
157	GROUP III ADMIN FURNITURE	052203	200DB	7.00	17	310.			310.	310.		0.
159	CONFERENCE ROOM FURNITURE	092403	200DB	7.00	17	9,890.			9,890.	9,890.		0.
160	GM OFFICE FURNITURE	011804	200DB	7.00	17	2,252.			2,252.	2,252.		0.
163	LANDSCAPE SOFTWARE AND PRINTER	063004	200DB	5.00	17	3,594.			3,594.	3,594.		0.
168	VECTORPRO	053106		60M	43	2,995.			2,995.	2,995.		0.
	* OTHER TOTAL - OFFICE FURNISHINGS					75,558.			75,558.	71,617.		0.
	ROADS AND BRIDGES											
202	DESK & SHELVES	040704	200DB	7.00	17	2,138.			2,138.	2,138.		0.
204	VARIOUS DISPLAY RACKS	063008	200DB	7.00	17	6,872.			6,872.	6,872.		0.
488	CART PATH REPAVING	071709	150DB	15.00	17	1,520.			1,520.	1,296.		90.
489	CART PATH REPAVING	072809	150DB	15.00	17	1,177.			1,177.	1,003.		70.
490	CART PATH REPAVING	073109	150DB	15.00	17	2,116.			2,116.	1,805.		124.
491	CART PATH PAVING	082709	150DB	15.00	17	6,216.			6,216.	5,298.		367.
492	CART PATH PAVING	090909	150DB	15.00	17	4,202.			4,202.	3,581.		248.
493	CART PATH PAVING	091809	150DB	15.00	17	242,128.			242,128.	206,384.		14,298.
494	CART PATH PAVING	102209	150DB	15.00	17	4,300.			4,300.	3,666.		254.
	* OTHER TOTAL - ROADS AND BRIDGES					270,669.			270,669.	232,043.		15,451.

2022 DEPRECIATION AND AMORTIZATION REPORT

- CURRENT YEAR STATE -

LONG COVE CLUB OWNER'S ASSOCIATION INC.

Asset No.	Description	Date Acquired	Method	Life	Line No.	Unadjusted Cost Or Basis	Bus % Excl	Reduction In Basis	Basis For Depreciation	Accumulated Depreciation	Current Sec 179	Current Year Deduction
	* GRAND TOTAL OTHER DEPR AND AMORT TOTALS FOR SOUTH CAROLINA					33332660.			33332660.	12205678.		1212853.
						33332660.			33332660.	12205678.		1212853.

CLIENT COPY

(D) - Asset disposed

* ITC, Section 179, Salvage, Bonus, Commercial Revitalization Deduction

STATE DEPRECIATION ADJUSTMENT

SC

ASSET NUMBER	DESCRIPTION	FEDERAL DEPRECIATION	STATE DEPRECIATION	ADJUSTMENT
1057	DRIVING RANGE 2022 TCDR	198,235.	2,478.	195,757.
1058	GREENS MOWERS	136,257.	14,599.	121,658.
1060	NETWORK WIFI RACKS SWITCHES	68,904.	10,336.	58,568.
1061	GC DRAINAGE 22	56,328.	704.	55,624.
1062	MOWER 1 STI 2022	50,701.	5,432.	45,269.
1063	MOWER 2 STI 2022	50,701.	5,432.	45,269.
1065	TRACTOR	29,995.	3,214.	26,781.
1066	CH CHINA MSE	21,644.	773.	20,871.
1067	TENNIS LIGHTING	20,501.	1,794.	18,707.
1068	LAGOON ENG	20,083.	753.	19,330.
1069	WALK IN COOLER	15,717.	561.	15,156.
1070	PUMP STATION	15,485.	194.	15,291.
1071	CAMERA TEACHING CENTER	15,158.	758.	14,400.
1073	GC PRESERVATION TREES	14,594.	912.	13,682.
1074	PWC BOXES	14,172.	3,543.	10,629.
1075	CAMERAS	14,141.	707.	13,434.
1076	WORKMAN 2022	13,320.	1,427.	11,893.
1077	COMMUNITY SIGNS	12,513.	156.	12,357.
1078	BAG DROP STANDS BENCHES	10,647.	1,141.	9,506.
1079	CH EQUIPMENT FORTESSA	10,261.	367.	9,894.
1080	COMBI OVEN	10,078.	360.	9,718.
1081	ENG & CONSULTING LAGOON ENG & CONSULTING FOR LAGOON	8,894.	111.	8,783.
1082	BANK	8,894.	111.	8,783.
1083	MODULAR SYSTEMS	8,175.	409.	7,766.
1084	DEFIBULATORS DEMO & REPLACE SIDEWALK - POOL	8,035.	861.	7,174.
1085	DECK	7,100.	89.	7,011.
1086	BUSH MOWER	7,028.	1,255.	5,773.
1087	COMBI OVEN	7,000.	250.	6,750.
1088	ROAD ENG	5,949.	372.	5,577.
1091	LELY SPREADER	5,074.	544.	4,530.
1092	KAYAKS	4,995.	178.	4,817.
1093	GC IMPROVEMENTS TREES	4,978.	62.	4,916.
1094	FARM FENCE	4,570.	171.	4,399.
1095	COMPUTER	4,444.	667.	3,777.
1096	COMPUTER	4,444.	667.	3,777.
1097	PICKLEBALL MACHINE	3,859.	965.	2,894.
1098	MEAT SLICER	3,588.	641.	2,947.
1099	LAPTOPS	3,540.	177.	3,363.
1100	TWO LAPTOPS	3,540.	177.	3,363.
1101	STEAM TABLE	3,390.	848.	2,542.
1102	PANEL SAW	3,206.	573.	2,633.
1103	WATER FOUNTAINS	3,188.	199.	2,989.
1104	BALL CLEANER	3,051.	545.	2,506.
1105	PATIO FURNITURE	2,620.	281.	2,339.
1107	POOL DECK	2,386.	149.	2,237.
1108	TRANSFER PUMP	2,188.	27.	2,161.
1109	COMPUTER PC MITCHEL GOLF - LIE LOFT	2,031.	711.	1,320.
1110	MACHINE	1,950.	487.	1,463.
1111	TENNIS BENCHES	1,836.	459.	1,377.

STATE DEPRECIATION ADJUSTMENT

SC

ASSET NUMBER	DESCRIPTION	FEDERAL DEPRECIATION	STATE DEPRECIATION	ADJUSTMENT
1112	ZACH'S NEW POSITION KITCHEN EQUIPMENT MIXER GRILL	1,602.	80.	1,522.
1113	PARD	1,565.	56.	1,509.
1114	CH KITCHEN TOASTER	1,296.	46.	1,250.
1115	CAPITAL RANGE EXPENSE	1,057.	38.	1,019.
1116	DRYER CLUBHOUSE	991.	35.	956.
1118	TENNIS BENCHES	443.	16.	427.
1119	PRESERVATION TREES 22	419.	37.	382.
1123	COPIER #2207	29,025.	1,037.	27,988.
1124	COPIER #7414	29,025.	1,037.	27,988.
1125	PITNEY BOWES POSTAGE #3626	62,174.	15,544.	46,630.
	TOTAL DIFFERENCES	1,056,985.	85,553.	971,432.

Electronic Filing PDF Attachment

CLIENT COPY

Golf Course Maintenance - S&W	601.15.01	(1,350,284)	(13,167)	0.97%	(1,363,451)	(1,363,451)	(1,363,451)
Golf Course Maintenance - Ot	601.15.03	(532,316)	(5,191)	0.97%	(537,507)	(537,507)	(537,507)
Architechure Review - S&W, CC	F/S, p 13	-	-	0.00%	-	-	-
Architechure Review - Other	601.18.03	(43,238)	-	0.00%	(43,238)	(43,238)	(43,238)
Salaries - G&A	601.13.01	(953,205)	(58,655)	5.80%	(1,011,860)	(1,011,860)	(1,011,860)
other - G&A	601.13.03	(844,451)	(51,963)	5.80%	(896,414)	(896,414)	(896,414)
Operating Leases	F/S, p 5	(275,247)	(16,937)	5.80%	(292,184)	(292,184)	(292,184)
Bad Debt							17,745
Depreciation and Amortization	F/S, p 4	(1,599,257)	(98,410)	5.80%	(1,697,667)	(1,697,667)	(486,091)
Amortization		(16,777)	(1,032)	5.80%	(17,809)	(17,809)	17,282
Insurance	730.19	(357,681)	(22,010)	5.80%	(379,691)	(379,691)	(527)
RE Taxes - G&A	730.13	(60,738)	(3,737)	5.80%	(64,475)	(64,475)	(64,475)
Interest Expense	F/S, p 13	(876)	(54)	5.80%	(930)	(930)	(930)
Interest Expense	F/S, p 5	(10,862)	(668)	5.80%	(11,530)	(11,530)	(11,530)
Darius Rucker Event	730.22	-	-	0.00%	-	-	-
Hurriance Related Expenses		-	-		-	-	-
State Taxes							-
Sec 277 Deferral (Utilization)							2,452,823
Book Income (Loss)		(2,004,230)	491,291		(1,512,939)	(1,512,939)	1,535,311
M-1s:							
Gift Certificates		2,258	139	5.80%	2,397	2,397	
Gain/(Loss) on Disposal		(27,934)	-		(27,934.00)	(27,934)	
Depreciation		(457,913)	(28,178)	5.80%	(486,091)	(486,091)	
Amortization		16,280	1,002	5.80%	17,282	17,282	
Bad Debt		16,716	1,029	5.80%	17,745	17,745	
Renovation Assessments		-	-	-	-	-	
FICA Tip Credit		1,054	-		1,054	1,054	
Fuels Tax Credit		946	58	5.80%	1,004	1,004	
Capital Funds used for operations		-	-		-	-	
EMPLOYEE RETENTION TAX CREDIT		-	(442,969)		(442,969)	(442,969)	
Taxable Income		(2,452,823)	22,372		(2,430,451)	(2,430,451)	
Non-Member Loss offset to Member Income		-	-		-	-	
277 deferred deduction generated (utilized)		2,452,823			2,452,823	2,452,823	
TAXABLE INCOME		-	22,372		22,372	22,372	
NOL CARRYOVER GENERATED (UTILIZED)			(22,372)		(22,372)	(22,372)	
TAXABLE INCOME		-	-		(0)	(0)	

wp 7501.1

Long Cove Club Owners Assoc.
 December 31, 2022
 Section 277 Carryforward

wp 7501.8

Sec. 277 Carryforward -- Note -- Carryforwards do not expire

Year Ending	Amount Generated	Amount Utilized	Carryforward
1999	149,000	0	149,000
2000	187,829	0	187,829
2001	452,677	0	452,677
2002	35,157	0	35,157
2003	293,311	0	293,311
2004	219,246	0	219,246
2005	184,893	0	184,893
2006	452,266	0	452,266
2007	124,387	0	124,387
2008	179,196	0	179,196
2009	1,110,103	0	1,110,103
2010	690,801	0	690,801
2011	651,027	0	651,027
2012	555,546	0	555,546
2013	2,177,402	0	2,177,402
2014	1,176,004		1,176,004
2015	984,642		984,642
2016	1,126,341		1,126,341
2017	1,119,884		1,119,884
2018	1,537,474		1,537,474
2019	1,374,197		1,374,197
2020	1,928,612		1,928,612
2021	1,982,272		1,982,272
2022	2,452,823		2,452,823
	21,145,090	-	21,145,090
Available 12/31/2023			21,145,090

TAX RETURN FILING INSTRUCTIONS

SOUTH CAROLINA FORM SC1120

FOR THE YEAR ENDING

December 31, 2022

Prepared For:

Long Cove Club Owner's Association Inc.
399 Long Cove Dr
Hilton Head Island, SC 29928-6152

Prepared By:

RSM US LLP
1555 Palm Beach Lakes Blvd., Suite 500
West Palm Beach, FL 33401

To Be Signed and Dated By:

The appropriate corporate officer(s).

Amount of Tax:

Total tax	\$	25
Less: payments and credits	\$	25
Plus: other amount	\$	0
Plus: interest and penalties	\$	0
No payment required	\$	

Overpayment:

Not applicable

Make Check Payable to:

Not applicable

Mail Tax Return and Check (if applicable) to:

This return has qualified for electronic filing. After you have reviewed your return for accuracy, please sign, date and return Form SC8453C to our office. We will then transmit your return to the SCDOR. Do not mail a copy of the return.

Return Must be Mailed On or Before:

Return Form SC8453C to us by October 16, 2023.

Special Instructions:

1019

STATE OF SOUTH CAROLINA
DEPARTMENT OF REVENUE
CORPORATE INCOME TAX
DECLARATION FOR ELECTRONIC FILING

SC8453C

(Rev. 8/3/21)
3415

dor.sc.gov

Print or type
Name of corporation: LONG COVE CLUB OWNER'S ASSOCIATION INC.
FEIN: ** - ***2304
Mailing address: 399 LONG COVE DR
Phone number:
City: HILTON HEA, State: SC, ZIP: 29928, Tax Year: 2022

Part I Information from your Corporation Income Tax Return
Table with 3 rows: 1. Federal taxable income from SC1120 (line 1) or SC1120S (line 1) ... 1 00; 2. Tax (SC1120, line 7 or SC1120S, line 10) ... 2 00; 3. Total payments and refundable credits (SC1120, line 15 or SC1120S, line 14) ... 3 00

Part II Bank information for Refund or Balance Due
4. Routing number (RTN) [] Must be 9 digits. The first two numbers of the RTN must be 01 through 12 or 21 through 32.
5. Bank account number (BAN) [] 1-17 digits
6. Type of account: [] Checking [] Savings
For balance due:
7. Payment Withdrawal Date [] Payment Withdrawal Amount \$ []

Part III Declaration of Taxpayer/Corporation Officer
8. [] a. I consent for my refund to be directly deposited as designated in Part II. I declare that the information on line 1 through line 3 is correct.
[] b. I authorize the South Carolina Department of Revenue (SCDOR) and its designated agents to initiate an ACH Debit request to my bank account, provided in Part II, for payment of the South Carolina taxes I owe. I authorize my bank to debit my account for the requested funds and consent to the sharing of financial information between institutions for the purpose of resolving issues related to my payment.

If the SCDOR does not receive full and timely payment of the tax liability, I understand that I am responsible for the balance due, including all penalties and interest.

I declare that I am an officer of the corporation listed above. I have compared the information on the corporate return with the information I provided to my ERO. To the best of my knowledge, this return and all attachments are true, correct, and complete. I consent to allow my ERO to send my return to the IRS and the IRS to send my return to the SCDOR.

Sign Here
Signature [] Title CFO []
Date []
[X] Paid Preparer Authorization:*
Check here if the SCDOR may discuss the return with the preparer shown below.

Part IV Declaration of Electronic Return Originator (ERO) and Paid Preparer
I declare that I have reviewed the above corporation's return and to the best of my knowledge and belief, the information on this South Carolina Corporate Income Tax Return is true, correct, and complete.

I obtained the corporate officer's signature on the SC8453C before submitting the Corporate Income Tax return to the SCDOR. I provided the taxpayer with a copy of all forms and information to be filed with the IRS and the SCDOR, and have followed all requirements specified by the IRS and the SCDOR. If I am the preparer, I declare that I have examined the above taxpayer's return and accompanying schedules and statements, and to the best of my knowledge, they are true and complete. This declaration is based on all information of which I have knowledge.

ERO's Use Only
ERO signature: RSM US LLP
Date: [] Check if also paid preparer: [] Check if self-employed: [] PTIN: []
Firm name (or yours if self-employed), and address, ZIP: RSM US LLP, 1555 PALM BEACH LAKES BLVD SUITE W
FEIN: ** - ***4325
Phone: 561-712-4808

Paid Preparer's Use Only
Preparer signature: [] Date: [] Check if self-employed: [] PTIN: P01877773
Firm name (or yours if self-employed), and address, ZIP: RSM US LLP, 1555 PALM BEACH LAKES BLVD., SUI
FEIN: 420714325
Phone: 5617124808

34151027

1019

STATE OF SOUTH CAROLINA
DEPARTMENT OF REVENUE

SC1120-T
(Rev. 5/3/22)
3096

dor.sc.gov

APPLICATION FOR AUTOMATIC EXTENSION
OF TIME TO FILE CORPORATE TAX RETURN

Request a filing extension using our free tax portal, MyDORWAY, at dor.sc.gov/pay. Select **Business Income Tax Payment** to get started. Your payment on MyDORWAY automatically extends your time to file. Do not mail a paper copy of the SC1120-T if you pay online.

- If you owe \$15,000 or more in connection with any SCDOR return, you must file and pay electronically according to SC Code Section 12-54-250.
- If you file by paper, use only black ink on the SC1120-T and on your check.
- Enter your Federal Employer Identification Number (FEIN), name, and address.
- Enter the Income Tax period ending in the MM-YY format.
- Enter your payment amount in whole dollars without a dollar sign (example: 154.00).
- Your payment amount should match the amount on line 3 of the Tax Computation Worksheet in these Instructions.
- Make your check payable to SCDOR. Include your name, FEIN, Income Tax period ending, and SC1120-T in the memo line of the check. **Do not send cash.**
- Mail your SC1120-T and payment in one envelope.

Mail your SC1120-T and payment to:

SCDOR, Corporate Voucher, PO Box 100153, Columbia, SC 29202

TAX COMPUTATION WORKSHEET

1. Estimated tax due (Do not enter less than zero)	1. _____	0.00
2. Total capital and paid in surplus _____ x .001 plus \$15 but not less than \$25 minimum License Fee (Enter \$0 if you are filing the SC990T, SC1101B, or SC1104)	2. _____	25.00
3. Balance due (line 1 plus line 2) Enter as your payment amount on the SC1120-T.	3. _____	25.00

FOR YOUR RECORDS

Cut along dotted line

277601 09-06-22

277422 09-06-22 1019
dor.sc.gov



SC DEPARTMENT OF REVENUE
APPLICATION FOR AUTOMATIC EXTENSION
OF TIME TO FILE CORPORATE TAX RETURN

SC1120-T
(Rev. 5/3/22)
3093

Pay online! It's quick and easy! Use our free online tax portal, MyDORWAY, at dor.sc.gov/pay.

Corporation FEIN ▶** - ***2304	Income Tax period ending (MM-YY) ▶ 12 - 22	Payment amount ▶ _____ 25 .00
Name and address of corporation LONG COVE CLUB OWNERS ASSOCIATION I 399 LONG COVE DR HILTON HEAD ISLAND SC 29928-6152		

Do not send cash. Make your check payable to SCDOR and include your name, FEIN, tax year, and SC1120-T in the memo.

30961064 *****2304 1222 0000000000 00000002500



STATE OF SOUTH CAROLINA
C CORPORATION INCOME TAX RETURN

SC 1120
(Rov. 5/18/22)
3091

dor.sc.gov

Due by the 15th day of the fourth month following the close of the taxable year.

Income Tax period ending DECEMBER 31, 2022
License Fee period ending DECEMBER 31, 2023

County or counties in SC where property is located

FEIN ** - ***2304

Audit location: Street address
399 LONG COVE DRIVE

Name LONG COVE CLUB OWNER 'S ASSOCIA

City HILTON HEAD ISLAND State SC ZIP 29928

Mailing address 399 LONG COVE DR

Audit contact: Name MATTHEW RAMSEY Phone number 843 686 1073

City HILTON HEAD State SC ZIP 29928-
Change of Address Accounting Period Officers

Email

Check if you filed a federal or state extension

Is the corporation included in a consolidated federal return?
Yes No

Check if: Initial Return Consolidated Return Amended Return Includes Disregarded LLC(s)

Name of federal parent company

Check if: Merged Reorganized Final

FEIN of federal parent company

Total gross receipts 2,484,978. Total cost of depreciable personal property in SC

Attach complete copy of federal return

Table with 19 rows for tax computation. Includes items like Federal taxable income, net adjustment, total net income, tax, and payments. Final row shows BALANCE DUE and REFUND.

PART I COMPUTATION OF INCOME TAX LIABILITY

PART II COMPUTATION OF LICENSE FEE AND SCHEDULES A, B, AND C PAGE 2



COMPUTATION OF LICENSE FEE

20. Total capital and paid in surplus (multi-state corporations see Schedule E)	20.	0	00
21. License Fee: multiply line 20 by .001 then add \$15 (Fee cannot be less than \$25 per taxpayer)	21.	25	00
22. Credit taken this year from SC1120TC, Part II, Column C	22.	<	00
23. Balance (subtract line 22 from line 21)	23.	25	00
24. Payments: (a) Paid with extension	24a.	25	00
(b) Credit from line 19b	24b.		00
25. Total payments (add line 24a and line 24b)	25.	25	00
26. Balance of License Fee (subtract line 25 from line 23)	26.	0	00
27. (a) Interest <input type="text" value="00"/> (b) Late file/pay penalty <input type="text" value="00"/>	27.		00
Total (add line 27a and line 27b) See penalty and interest in SC1120 Instructions	27.		00
28. Total License Fee, interest, and penalty (add line 26 and line 27)	28.	0	00
BALANCE DUE			
29. Overpayment (subtract line 23 from line 25) <input type="text" value="00"/> To be applied as follows:			
(a) Estimated Tax <input type="text" value="00"/> (b) Income Tax <input type="text" value="00"/> (c) REFUND <input type="text" value="00"/>			00
30. GRAND TOTAL: INCOME TAX and LICENSE FEE DUE (add line 18 and line 28)	30.	0	00

REFUND OPTIONS (select one; subject to program limitations) Direct Deposit Paper Check

If you select Direct Deposit, choose the account type (US accounts only) Checking Savings

Account Routing information: Number (RTN) Must be 9 digits. First two numbers of the RTN must be 01 - 12 or 21 - 32 Bank Account Number (BAN) I-17 digits

SCHEDULE A AND B ADDITIONS TO FEDERAL TAXABLE INCOME

1. Taxes on or measured by income	1.	
2. Federal net operating loss	2.	22,372.
3. STATE DEPRECIATION ADJUSTMENT	3.	971,432.
4.	4.	
5. Other additions (attach schedule)	5.	
6. Total additions (add line 1 through line 5)	6.	993,804.

DEDUCTIONS FROM FEDERAL TAXABLE INCOME

7. Interest on US obligations	7.	
8.	8.	
9.	9.	
10. Other deductions (attach schedule)	10.	
11. Total deductions (add line 7 through line 10)	11.	
12. Net adjustment (subtract line 11 from line 6) Also enter on SC1120, Part I, line 2	12.	993,804.

SCHEDULE C SUMMARY OF INCOME TAX CREDITS (FROM SC1120TC)

1. Credit carryover from previous year's SC1120, Schedule C (should match SC1120TC Column A, line 13)	1.	
2. Enter total credits from SC1120TC, Column B, line 13 (attach SC1120TC and tax credit schedules)	2.	
3. Total credits (add line 1 and line 2)	3.	
4. Tax from SC1120, Part I, line 9	4.	
5. Lesser of line 3 or line 4 (enter on SC1120, Part I, line 10; should match SC1120TC, Column C, line 13)	5.	
6. Enter credits lost due to statute (should match SC1120TC, Column D, line 13)	6.	
7. Credit carryover (subtract line 5 and line 6 from line 3; should match SC1120TC, Column E, line 13)	7.	

Under penalty of law, I certify that I have examined this return, including accompanying annual report, statements, and schedules, and it is true and complete to the best of my knowledge.

Sign Here

Signature of officer MATTHEW RAMSEY	Officer's title	CFO	Email MRAMSEY@LONGCOVECL
Print officer's name	Date		Phone number 843-686-1073
I authorize the Director of the SCDOR or delegate to discuss this return, attachments, and related tax matters with the preparer.	Yes <input checked="" type="checkbox"/> No <input type="checkbox"/>	Print preparer's name CHRISTOPHER CECIL	

Paid Preparer's signature	Date 09/20/23	Check if self-employed <input type="checkbox"/>	Preparer's phone number 561-712-4808
Use Only Firm's name (or yours if self-employed) and address RSM US LLP 1555 PALM BEACH LAKES BLVD., SUITE 500 WEST PALM BEACH, FL 33401	PTIN or FEIN P01877773		ZIP 33401

If this is a corporation's final return, signing here authorizes the SCDOR to disclose that information to the South Carolina Secretary of State (SCSOS). You must close with the SCSOS and the SCDOR.

Taxpayer's signature **30912075** Date



SCHEDULE D ANNUAL REPORT TO BE COMPLETED BY ALL CORPORATIONS

1. Name LONG COVE CLUB OWNER'S ASSOCIATION INC.
 2. Incorporated under the laws of the state of SOUTH CAROLINA
 3. Location of the registered office of the corporation in South Carolina 399 LONG COVE DRIVE
 In the city of HILTON HEAD Registered agent at this address DAVID LOAN CCM
 4. Principal office address 399 LONG COVE DR HILTON HEAD ISLAND, SC 29928-6152
 Nature of principal business in South Carolina HOMEOWNERS ASSOCIATI

5. Total number of **authorized shares** of capital stock, itemized by class and series, if any, within each class:

Number of shares	Class	Series
<u>NONE</u>		<u>0</u>

6. Total number of **issued and outstanding shares** of capital stock itemized by class and series, if any, within each class:

Number of shares	Class	Series
<u>NONE</u>		<u>0</u>

7. Names and business addresses of the directors (or individuals functioning as directors) and principal officers in the corporation:
 Attach separate schedules if you need more space.

Name	Title	Business address
<u>BOB NAVARRE</u>	<u>PRESIDENT</u>	<u>399 LONG COVE DRIVE HILTON HEAD ISLAND</u>
<u>FRED DEL GAUDIO</u>	<u>VICE PRESIDENT</u>	<u>399 LONG COVE DRIVE HILTON HEAD ISLAND</u>
<u>VIC FEIGENBAUM</u>	<u>TREASURER</u>	<u>399 LONG COVE DRIVE HILTON HEAD ISLAND</u>
<u>BILL COOMBS</u>	<u>SECRETARY</u>	<u>399 LONG COVE DRIVE HILTON HEAD ISLAND</u>

8. Date incorporated 04/14/1981 Date commenced business in South Carolina 04/14/1981
 9. Date of this report DECEMBER 31, 2022 FEIN ** - *** 2304

10. If foreign corporation, the date qualified to do business in South Carolina _____
 11. Was the name of the corporation changed during the year? NO Previous name _____
 12. The corporation's books are in the care of MATTHEW RAMSEY
 Located at (street address) 399 LONG COVE DRIVE, HILTON HEAD ISLAND, SC 29928

13. If filing consolidated, complete and attach Schedule J for each corporation included in the consolidation.
 14. Total amount of stated capital per balance sheet:

A. Total paid in capital stock (cannot be a negative amount)	\$ <u>0.</u>
B. Total paid in capital surplus (cannot be a negative amount)	\$ <u>16,409,499.</u>
C. Total amount of stated capital (cannot be a negative amount)	\$ <u>16,409,499.</u>

Attach a complete copy of your federal return.

File electronically using Modernized Electronic Filing (MeF). **It's the fastest and easiest way to complete your return!**
 Getting a refund? **Choose Direct Deposit! It's fast, accurate, and secure!**
 Have a balance due? **Pay online! It's quick and easy!** Use our free online tax portal, MyDORWAY, at dor.sc.gov/pay.
 Select **Business Income Tax Payment** to get started.

If you pay by check, make your check payable to SCDOR, and include your name, FEIN, tax year, and SC1120 in the memo.

Mail Balance Due returns to:
 SCDOR
 Corporate Taxable
 PO Box 100151
 Columbia, SC 29202

Mail Refund or Zero Tax returns to:
 SCDOR
 Corporate Refund
 PO Box 125
 Columbia, SC 29214-0032

SC1120/SC1120U

NET OPERATING LOSS DEDUCTION

STATEMENT 1

DATE	LOSS SUSTAINED	LOSS PREVIOUSLY APPLIED	LOSS REMAINING
12/31/02	111,164.	78,007.	33,157.
12/31/03	20,199.	0.	20,199.
12/31/04	304,876.	0.	304,876.
12/31/05	454,564.	0.	454,564.
12/31/06	542,596.	0.	542,596.
12/31/07	567,662.	0.	567,662.
12/31/08	517,766.	0.	517,766.
12/31/09	4,185.	0.	4,185.
12/31/10	114,689.	0.	114,689.
12/31/11	118,332.	0.	118,332.
12/31/12	283,641.	0.	283,641.
12/31/13	151,907.	0.	151,907.
12/31/14	292,520.	0.	292,520.
12/31/15	283,970.	0.	283,970.
12/31/16	158,703.	0.	158,703.
12/31/17	13,032.	0.	13,032.
12/31/18	78,382.	0.	78,382.
12/31/19	41,713.	0.	41,713.
12/31/20	36,480.	0.	36,480.
TOTAL NOL CARRYOVER AVAILABLE THIS YEAR			4,018,374.

SC1120/SC1120U DIFFERENCES IN SEC 179 DEDUCTION AND DEPRECIATION STATEMENT 2

DESCRIPTION	AMOUNT
FEDERAL SECTION 179 EXPENSE DEDUCTION	0.
SOUTH CAROLINA SECTION 179 EXPENSE DEDUCTION	0.
SECTION 179 DEDUCTION DIFFERENCE (INCL. FROM PASS-THRU)	0.
FEDERAL TOTAL DEPRECIATION	2,184,285.
SOUTH CAROLINA TOTAL DEPRECIATION	1,212,853.
STATE DEPRECIATION ADJUSTMENT ON SCHEDULE A/B	971,432.

Mr. Matthew Ramsey, CFO
Long Cove Club Owner's Association, Inc.
399 Long Cove Dr
Hilton Head Island, SC 29928-6152

Dear Mr. Ramsey:

We have prepared and enclosed your 2021 Corporation income tax returns for the year ended December 31, 2021.

This return has qualified for electronic filing. After you have reviewed the return for completeness and accuracy, please sign, date and return Form 8879-C to our office. We will transmit your return electronically to the IRS, and no further action is required. Return federal Form 8879-C to us by October 17, 2022.

No payment is required as you are to receive a refund in the amount of \$1,240.

The South Carolina Form SC1120 return has qualified for electronic filing. After you have reviewed your return for completeness and accuracy, please sign, date and return Form SC8453C to our office. We will then transmit your return electronically to the SCDOR. Do not mail the paper copy of the return to the SCDOR. Return Form SC8453C to us by October 17, 2022.

No payment is required with this return when filed.

Regards,

Christopher Cecil
Senior Manager

RSM US LLP
1555 PALM BEACH LAKES BLVD., SUITE 700
WEST PALM BEACH, FL 33401

LONG COVE CLUB OWNER'S ASSOCIATION INC.
399 LONG COVE DR
HILTON HEAD ISLAND, SC 29928-6152



CLIENT COPY

2021 TAX RETURN FILING INSTRUCTIONS

U.S. CORPORATION INCOME TAX RETURN

FOR THE YEAR ENDING

December 31, 2021

Prepared For:

Long Cove Club Owner's Association Inc.
399 Long Cove Dr
Hilton Head Island, SC 29928-6152

Prepared By:

RSM US LLP
1555 Palm Beach Lakes Blvd., Suite 700
West Palm Beach, FL 33401

To be Signed and Dated By:

The appropriate corporate officer(s).

Amount of Tax:

Total tax	\$	0
Less: payments and credits	\$	1,240
Plus: interest and penalties	\$	0
Overpayment	\$	1,240

Overpayment:

Credit to your estimated tax	\$	0
Refunded to you	\$	1,240

Make Check Payable To:

Not Applicable

Mail Tax Return and Check (if applicable) To:

This return has qualified for electronic filing. After you have reviewed the return for accuracy, please sign, date and return Form 8879-C to our office. We will transmit your return electronically to the IRS, and no further action is required.

Return Must be Mailed on or Before:

Return federal Form 8879-C to us by October 17, 2022.

Special Instructions:

For calendar year 2021, or tax year beginning _____, 2021, ending _____, 20__

2021

Department of the Treasury
Internal Revenue Service

Do not send to the IRS. Keep for your records.
Go to www.irs.gov/Form8879C for the latest information.

Name of corporation

LONG COVE CLUB OWNER'S ASSOCIATION INC.

Employer identification number

**** - *** 2304**

Part I Tax Return Information (Whole dollars only)

1	Total income (Form 1120, line 11)	1	9,022,308.
2	Taxable income (Form 1120, line 30)	2	
3	Total tax (Form 1120, line 31)	3	
4	Amount owed (Form 1120, line 35)	4	
5	Overpayment (Form 1120, line 36)	5	1,240.

Part II Declaration and Signature Authorization of Officer. Be sure to get a copy of the corporation's return.

Under penalties of perjury, I declare that I am an officer of the above corporation and that I have examined a copy of the corporation's 2021 electronic income tax return and accompanying schedules and statements and to the best of my knowledge and belief, it is true, correct, and complete. I further declare that the amounts in Part I above are the amounts shown on the copy of the corporation's electronic income tax return. I consent to allow my electronic return originator (ERO), transmitter, or intermediate service provider to send the corporation's return to the IRS and to receive from the IRS (a) an acknowledgement of receipt or reason for rejection of the transmission, (b) the reason for any delay in processing the return or refund, and (c) the date of any refund. If applicable, I authorize the U.S. Treasury and its designated Financial Agent to initiate an electronic funds withdrawal (direct debit) entry to the financial institution account indicated in the tax preparation software for payment of the corporation's federal taxes owed on this return, and the financial institution to debit the entry to this account. To revoke a payment, I must contact the U.S. Treasury Financial Agent at 1-888-353-4537 no later than 2 business days prior to the payment (settlement) date. I also authorize the financial institutions involved in the processing of the electronic payment of taxes to receive confidential information necessary to answer inquiries and resolve issues related to the payment. I have selected a personal identification number (PIN) as my signature for the corporation's electronic income tax return and, if applicable, the corporation's consent to electronic funds withdrawal.

Officer's PIN: check one box only

I authorize RSM US LLP to enter my PIN 12304
ERO firm name do not enter all zeros

as my signature on the corporation's 2021 electronically filed income tax return.

As an officer of the corporation, I will enter my PIN as my signature on the corporation's 2021 electronically filed income tax return.

Officer's signature _____ Date _____ Title **CFO**

Part III Certification and Authentication

ERO's EFIN/PIN. Enter your six-digit EFIN followed by your five-digit self-selected PIN. 60653153721
do not enter all zeros

I certify that the above numeric entry is my PIN, which is my signature on the 2021 electronically filed income tax return for the corporation indicated above. I confirm that I am submitting this return in accordance with the requirements of Pub. 3112, IRS e-file Application and Participation, and Pub. 4163, Modernized e-File (MeF) Information for Authorized IRS e-file Providers for Business Returns.

ERO's signature **RSM US LLP** Date _____

ERO Must Retain This Form - See Instructions
Do Not Submit This Form to the IRS Unless Requested To Do So

For Paperwork Reduction Act Notice, see instructions.

Form **8879-C** (2021)

LHA

Application for Automatic Extension of Time To File Certain Business Income Tax, Information, and Other Returns
 ▶ **File a separate application for each return.**
 ▶ **Go to www.irs.gov/Form7004 for instructions and the latest information.**

Print or Type	Name LONG COVE CLUB OWNER'S ASSOCIATION INC.	Identifying number ** - *** 2304
	Number, street, and room or suite no. (If P.O. box, see instructions.) 399 LONG COVE DR	
	City, town, state, and ZIP code (If a foreign address, enter city, province or state, and country (follow the country's practice for entering postal code).) HILTON HEAD ISLAND, SC 29928-6152	

Note: File request for extension by the due date of the return. See instructions before completing this form.

Part I Automatic Extension for Certain Business Income Tax, Information, and Other Returns. See instructions.

1 Enter the form code for the return listed below that this application is for 12

Application Is For:	Form Code	Application Is For:	Form Code
Form 706-GS(D)	01	Form 1120-ND (section 4951 taxes)	20
Form 706-GS(T)	02	Form 1120-PC	21
Form 1041 (bankruptcy estate only)	03	Form 1120-POL	22
Form 1041 (estate other than a bankruptcy estate)	04	Form 1120-REIT	23
Form 1041 (trust)	05	Form 1120-RIC	24
Form 1041-N	06	Form 1120S	25
Form 1041-QFT	07	Form 1120-SF	26
Form 1042	08	Form 3520-A	27
Form 1065	09	Form 8612	28
Form 1066	11	Form 8613	29
Form 1120	12	Form 8725	30
Form 1120-C	34	Form 8804	31
Form 1120-F	15	Form 8831	32
Form 1120-FSC	16	Form 8876	33
Form 1120-H	17	Form 8924	35
Form 1120-L	18	Form 8928	36
Form 1120-ND	19		

Part II All Filers Must Complete This Part

- 2 If the organization is a foreign corporation that does not have an office or place of business in the United States, check here ▶
- 3 If the organization is a corporation and is the common parent of a group that intends to file a consolidated return, check here ▶
 If checked, attach a statement listing the name, address, and employer identification number (EIN) for each member covered by this application.
- 4 If the organization is a corporation or partnership that qualifies under Regulations section 1.6081-5, check here ▶
- 5a The application is for calendar year 2021, or tax year beginning _____, and ending _____
- b **Short tax year.** If this tax year is less than 12 months, check the reason: Initial return Final return
 Change in accounting period Consolidated return to be filed Other (See instructions - attach explanation.)

6 Tentative total tax	6	0.
7 Total payments and credits. See instructions	7	0.
8 Balance due. Subtract line 7 from line 6. See instructions	8	0.

LHA For Privacy Act and Paperwork Reduction Act Notice, see separate instructions.

U.S. Corporation Income Tax Return

Department of the Treasury
Internal Revenue Service

2021

▶ Go to www.irs.gov/Form1120 for instructions and the latest information.

- A** Check if:
- 1a Consolidated return (attach Form 851)
 - b Life/nonlife consolidated return
 - 2 Personal holding co. (attach Sch. PH)
 - 3 Personal service corp. (see instructions)
 - 4 Schedule M-3 attached

TYPE OR PRINT	Name LONG COVE CLUB OWNER'S ASSOCIATION INC.
	Number, street, and room or suite no. If a P.O. box, see instructions. 399 LONG COVE DR
	City or town, state or province, country, and ZIP or foreign postal code HILTON HEAD ISLAND, SC 29928-6152

B Employer identification number ** - *** 2304
C Date incorporated 04/14/1981
D Total assets (see instructions) \$ 19,160,534.

E Check if: (1) Initial return (2) Final return (3) Name change (4) Address change

Income	1a Gross receipts or sales	1a	2,148,204.
	b Returns and allowances	1b	
	c Balance. Subtract line 1b from line 1a	1c	2,148,204.
	2 Cost of goods sold (attach Form 1125-A)	2	1,184,807.
	3 Gross profit. Subtract line 2 from line 1c	3	963,397.
	4 Dividends and inclusions (Schedule C, line 23)	4	
	5 Interest	5	SEE STATEMENT 1 23,284.
	6 Gross rents	6	
	7 Gross royalties	7	
	8 Capital gain net income (attach Schedule D (Form 1120))	8	
	9 Net gain or (loss) from Form 4797, Part II, line 17 (attach Form 4797)	9	-124,735.
10 Other income (attach statement)	10	SEE STATEMENT 2 8,160,362.	
11 Total income. Add lines 3 through 10	11	9,022,308.	

Deductions (See instructions for limitations on deductions.)	12 Compensation of officers (attach Form 1125-E)	12	
	13 Salaries and wages (less employment credits)	13	4,764,522.
	14 Repairs and maintenance	14	
	15 Bad debts	15	
	16 Rents	16	
	17 Taxes and licenses	17	SEE STATEMENT 3 64,758.
	18 Interest (see instructions)	18	
	19 Charitable contributions	19	
	20 Depreciation from Form 4562 not claimed on Form 1125-A or elsewhere on return (attach Form 4562)	20	1,104,941.
	21 Depletion	21	
	22 Advertising	22	
	23 Pension, profit-sharing, etc., plans	23	
	24 Employee benefit programs	24	975,866.
	25 Reserved for future use	25	
	26 Other deductions (attach statement)	26	SEE STATEMENT 4 2,003,290.
	27 Total deductions. Add lines 12 through 26	27	8,913,377.
	28 Taxable income before net operating loss deduction and special deductions. Subtract line 27 from line 11	28	108,931.
	29a Net operating loss deduction (see instructions)	29a	STATEMENT 5 108,931.
b Special deductions (Schedule C, line 24)	29b		
c Add lines 29a and 29b	29c	108,931.	

Tax, Refundable Credits, and Payments	30 Taxable income. Subtract line 29c from line 28. See instructions	30	0.
	31 Total tax (Schedule J, Part I, line 11)	31	0.
	32 Reserved for future use	32	
	33 Total payments and credits (Schedule J, Part III, line 23)	33	1,240.
	34 Estimated tax penalty. See instructions. Check if Form 2220 is attached <input type="checkbox"/>	34	
	35 Amount owed. If line 33 is smaller than the total of lines 31 and 34, enter amount owed	35	0.
	36 Overpayment. If line 33 is larger than the total of lines 31 and 34, enter amount overpaid	36	1,240.
37 Enter amount from line 36 you want: Credited to 2022 estimated tax ▶ Refunded ▶	37	1,240.	

Sign Here

Under penalties of perjury, I declare that I have examined this return, including accompanying schedules and statements, and to the best of my knowledge and belief, it is true, correct, and complete. Declaration of preparer (other than taxpayer) is based on all information of which preparer has any knowledge.

Signature of officer: _____ Date: _____ **CFO** Title

May the IRS discuss this return with the preparer shown below? Yes No

Paid	Print/Type preparer's name CHRISTOPHER CECIL	Preparer's signature	Date	Check if self-employed <input type="checkbox"/>	PTIN P01877773
	Preparer	Firm's name ▶ RSM US LLP	Firm's EIN ▶ ** - *** 4325		
Use Only	Firm's address ▶ 1555 PALM BEACH LAKES BLVD., SUITE 700 WEST PALM BEACH, FL 33401			Phone no. 561-712-4808	

Schedule C Dividends, Inclusions, and Special Deductions (see instructions)	(a) Dividends and inclusions	(b) %	(c) Special deductions (a) x (b)
1 Dividends from less-than-20%-owned domestic corporations (other than debt-financed stock)		50	
2 Dividends from 20%-or-more-owned domestic corporations (other than debt-financed stock)		65	
3 Dividends on certain debt-financed stock of domestic and foreign corporations		See Instructions	
4 Dividends on certain preferred stock of less-than-20%-owned public utilities		23.3	
5 Dividends on certain preferred stock of 20%-or-more-owned public utilities		26.7	
6 Dividends from less-than-20%-owned foreign corporations and certain FSCs		50	
7 Dividends from 20%-or-more-owned foreign corporations and certain FSCs		65	
8 Dividends from wholly owned foreign subsidiaries		100	
9 Subtotal. Add lines 1 through 8		See Instructions	
10 Dividends from domestic corporations received by a small business investment company operating under the Small Business Investment Act of 1958		100	
11 Dividends from affiliated group members		100	
12 Dividends from certain FSCs		100	
13 Foreign-source portion of dividends received from a specified 10%-owned foreign corporation (excluding hybrid dividends) (see instructions)		100	
14 Dividends from foreign corporations not included on line 3, 6, 7, 8, 11, 12, or 13 (including any hybrid dividends)			
15 Reserved for future use			
16a Subpart F inclusions derived from the sale by a controlled foreign corporation (CFC) of the stock of a lower-tier foreign corporation treated as a dividend (attach Form(s) 5471) (see instructions)		100	
b Subpart F inclusions derived from hybrid dividends of tiered corporations (attach Form(s) 5471) (see instructions)			
c Other inclusions from CFCs under subpart F not included on line 16a, 16b, or 17 (attach Form(s) 5471) (see instructions)			
17 Global Intangible Low-Taxed Income (GILTI) (attach Form(s) 5471 and Form 8992)			
18 Gross-up for foreign taxes deemed paid			
19 IC-DISC and former DISC dividends not included on line 1, 2, or 3			
20 Other dividends			
21 Deduction for dividends paid on certain preferred stock of public utilities			
22 Section 250 deduction (attach Form 8993)			
23 Total dividends and inclusions. Add column (a), lines 9 through 20. Enter here and on page 1, line 4			
24 Total special deductions. Add column (c), lines 9 through 22. Enter here and on page 1, line 29b			

Schedule J Tax Computation and Payment (see instructions)

Part I - Tax Computation

1	Check if the corporation is a member of a controlled group (attach Schedule O (Form 1120))		
2	Income tax. See instructions	2	0.
3	Base erosion minimum tax amount (attach Form 8991)	3	
4	Add lines 2 and 3	4	0.
5a	Foreign tax credit (attach Form 1118)	5a	
b	Credit from Form 8834 (see instructions)	5b	
c	General business credit (attach Form 3800)	5c	
d	Credit for prior year minimum tax (attach Form 8827)	5d	
e	Bond credits from Form 8912	5e	
6	Total credits. Add lines 5a through 5e	6	
7	Subtract line 6 from line 4	7	0.
8	Personal holding company tax (attach Schedule PH (Form 1120))	8	
9a	Recapture of investment credit (attach Form 4255)	9a	
b	Recapture of low-income housing credit (attach Form 8611)	9b	
c	Interest due under the look-back method-completed long-term contracts (attach Form 8697)	9c	
d	Interest due under the look-back method-income forecast method (attach Form 8866)	9d	
e	Alternative tax on qualifying shipping activities (attach Form 8902)	9e	
f	Interest/tax due under Section 453A(c) and/or Section 453(l)	9f	
g	Other (see instructions - attach statement)	9g	
10	Total. Add lines 9a through 9g	10	
11	Total tax. Add lines 7, 8, and 10. Enter here and on page 1, line 31	11	0.

Part II - Reserved For Future Use

12	Reserved for future use	12	
----	-------------------------	----	--

Part III - Payments and Refundable Credits

13	2020 overpayment credited to 2021	13	
14	2021 estimated tax payments	14	
15	2021 refund applied for on Form 4466	15	()
16	Combine lines 13, 14, and 15	16	
17	Tax deposited with Form 7004	17	
18	Withholding (see instructions)	18	
19	Total payments. Add lines 16, 17, and 18	19	
20	Refundable credits from:		
a	Form 2439	20a	
b	Form 4136	20b	1,240.
c	Reserved for future use	20c	
d	Other (attach statement - see instructions)	20d	
21	Total credits. Add lines 20a through 20d	21	1,240.
22	Reserved for future use	22	
23	Total payments and credits. Add lines 19 and 21. Enter here and on page 1, line 33	23	1,240.

Schedule K Other Information (see instructions)

<p>1 Check accounting method: a <input type="checkbox"/> Cash b <input checked="" type="checkbox"/> Accrual c <input type="checkbox"/> Other (specify) ▶ _____</p> <p>2 See the instructions and enter the:</p> <p>a Business activity code no. ▶ <u>531310</u></p> <p>b Business activity ▶ <u>HOMEOWNERS ASSOCIATI</u></p> <p>c Product or service ▶ <u>COMMON AREA MAINT</u></p> <p>3 Is the corporation a subsidiary in an affiliated group or a parent-subsidiary controlled group? <input checked="" type="checkbox"/> X If "Yes," enter name and EIN of the parent corporation ▶ _____</p> <p>4 At the end of the tax year:</p> <p>a Did any foreign or domestic corporation, partnership (including any entity treated as a partnership), trust, or tax-exempt organization own directly 20% or more, or own, directly or indirectly, 50% or more of the total voting power of all classes of the corporation's stock entitled to vote? If "Yes," complete Part I of Schedule G (Form 1120) (attach Schedule G) <input checked="" type="checkbox"/> X</p> <p>b Did any individual or estate own directly 20% or more, or own, directly or indirectly, 50% or more of the total voting power of all classes of the corporation's stock entitled to vote? If "Yes," complete Part II of Schedule G (Form 1120) (attach Schedule G) <input checked="" type="checkbox"/> X</p> <p>5 At the end of the tax year, did the corporation:</p> <p>a Own directly 20% or more, or own, directly or indirectly, 50% or more of the total voting power of all classes of stock entitled to vote of any foreign or domestic corporation not included on Form 851, Affiliations Schedule? For rules of constructive ownership, see instructions <input checked="" type="checkbox"/> X If "Yes," complete (i) through (iv) below.</p> <table border="1" style="width:100%; border-collapse: collapse;"> <thead> <tr> <th style="width:45%;">(i) Name of Corporation</th> <th style="width:15%;">(ii) Employer Identification Number (if any)</th> <th style="width:20%;">(iii) Country of Incorporation</th> <th style="width:20%;">(iv) Percentage Owned in Voting Stock</th> </tr> </thead> <tbody> <tr><td> </td><td> </td><td> </td><td> </td></tr> <tr><td> </td><td> </td><td> </td><td> </td></tr> <tr><td> </td><td> </td><td> </td><td> </td></tr> </tbody> </table> <p>b Own directly an interest of 20% or more, or own, directly or indirectly, an interest of 50% or more in any foreign or domestic partnership (including an entity treated as a partnership) or in the beneficial interest of a trust? For rules of constructive ownership, see instructions <input checked="" type="checkbox"/> X If "Yes," complete (i) through (iv) below.</p> <table border="1" style="width:100%; border-collapse: collapse;"> <thead> <tr> <th style="width:45%;">(i) Name of Entity</th> <th style="width:15%;">(ii) Employer Identification Number (if any)</th> <th style="width:20%;">(iii) Country of Organization</th> <th style="width:20%;">(iv) Maximum Percentage Owned in Profit, Loss, or Capital</th> </tr> </thead> <tbody> <tr><td> </td><td> </td><td> </td><td> </td></tr> <tr><td> </td><td> </td><td> </td><td> </td></tr> <tr><td> </td><td> </td><td> </td><td> </td></tr> </tbody> </table> <p>6 During this tax year, did the corporation pay dividends (other than stock dividends and distributions in exchange for stock) in excess of the corporation's current and accumulated earnings and profits? See sections 301 and 316 <input checked="" type="checkbox"/> X If "Yes," file Form 5452, Corporate Report of Nondividend Distributions. See the instructions for Form 5452. If this is a consolidated return, answer here for the parent corporation and on Form 851 for each subsidiary.</p> <p>7 At any time during the tax year, did one foreign person own, directly or indirectly, at least 25% of the total voting power of all classes of the corporation's stock entitled to vote or at least 25% of the total value of all classes of the corporation's stock? <input checked="" type="checkbox"/> X For rules of attribution, see section 318. If "Yes," enter: (a) Percentage owned ▶ _____ and (b) Owner's country ▶ _____ (c) The corporation may have to file Form 5472, Information Return of a 25% Foreign-Owned U.S. Corporation or a Foreign Corporation Engaged in a U.S. Trade or Business. Enter the number of Forms 5472 attached ▶ _____</p> <p>8 Check this box if the corporation issued publicly offered debt instruments with original issue discount <input type="checkbox"/></p> <p>9 Enter the amount of tax-exempt interest received or accrued during the tax year ▶ \$ _____</p> <p>10 Enter the number of shareholders at the end of the tax year (if 100 or fewer) ▶ _____</p> <p>11 If the corporation has an NOL for the tax year and is electing to forego the carryback period, check here <input type="checkbox"/> If the corporation is filing a consolidated return, the statement required by Regulations section 1.1502-21(b)(3) must be attached or the election will not be valid.</p> <p>12 Enter the available NOL carryover from prior tax years (do not reduce it by any deduction reported on page 1, line 29a.) ▶ \$ 4,124,563.</p>	(i) Name of Corporation	(ii) Employer Identification Number (if any)	(iii) Country of Incorporation	(iv) Percentage Owned in Voting Stock													(i) Name of Entity	(ii) Employer Identification Number (if any)	(iii) Country of Organization	(iv) Maximum Percentage Owned in Profit, Loss, or Capital													Yes	No
(i) Name of Corporation	(ii) Employer Identification Number (if any)	(iii) Country of Incorporation	(iv) Percentage Owned in Voting Stock																															
(i) Name of Entity	(ii) Employer Identification Number (if any)	(iii) Country of Organization	(iv) Maximum Percentage Owned in Profit, Loss, or Capital																															

Schedule K Other Information (continued from page 4)

	Yes	No
13 Are the corporation's total receipts (page 1, line 1a, plus lines 4 through 10) for the tax year and its total assets at the end of the tax year less than \$250,000? If "Yes," the corporation is not required to complete Schedules L, M-1, and M-2. Instead, enter the total amount of cash distributions and the book value of property distributions (other than cash) made during the tax year ► \$ _____		X
14 Is the corporation required to file Schedule UTP (Form 1120), Uncertain Tax Position Statement? See instructions If "Yes," complete and attach Schedule UTP.		X
15a Did the corporation make any payments in 2021 that would require it to file Form(s) 1099?	X	
b If "Yes," did or will the corporation file required Form(s) 1099?	X	
16 During this tax year, did the corporation have an 80%-or-more change in ownership, including a change due to redemption of its own stock?		X
17 During or subsequent to this tax year, but before the filing of this return, did the corporation dispose of more than 65% (by value) of its assets in a taxable, non-taxable, or tax deferred transaction?		X
18 Did the corporation receive assets in a section 351 transfer in which any of the transferred assets had a fair market basis or fair market value of more than \$1 million?		X
19 During the corporation's tax year, did the corporation make any payments that would require it to file Forms 1042 and 1042-S under chapter 3 (sections 1441 through 1464) or chapter 4 (sections 1471 through 1474) of the Code?		X
20 Is the corporation operating on a cooperative basis?		X
21 During the tax year, did the corporation pay or accrue any interest or royalty for which the deduction is not allowed under section 267A? See instructions If "Yes," enter the total amount of the disallowed deductions ► \$ _____		X
22 Does the corporation have gross receipts of at least \$500 million in any of the 3 preceding tax years? (See sections 59A(e)(2) and (3)) If "Yes," complete and attach Form 8991.		X
23 Did the corporation have an election under section 163(j) for any real property trade or business or any farming business in effect during the tax year? See instructions		X
24 Does the corporation satisfy one or more of the following? See instructions		X
a The corporation owns a pass-through entity with current, or prior year carryover, excess business interest expense.		
b The corporation's aggregate average annual gross receipts (determined under section 448(c)) for the 3 tax years preceding the current tax year are more than \$26 million and the corporation has business interest expense.		
c The corporation is a tax shelter and the corporation has business interest expense. If "Yes," complete and attach Form 8990.		
25 Is the corporation attaching Form 8996 to certify as a Qualified Opportunity Fund?		X
If "Yes," enter amount from Form 8996, line 15 ► \$ _____		
26 Since December 22, 2017, did a foreign corporation directly or indirectly acquire substantially all of the properties held directly or indirectly by the corporation, and was the ownership percentage (by vote or value) for purposes of section 7874 greater than 50% (for example, the shareholders held more than 50% of the stock of the foreign corporation)? If "Yes," list the ownership percentage by vote and by value. See instructions		X
Percentage: By Vote		
By Value		

Schedule L Balance Sheets per Books	Beginning of tax year		End of tax year	
	(a)	(b)	(c)	(d)
Assets				
1 Cash		2,485,275.		3,670,205.
2a Trade notes and accounts receivable	193,599.		229,375.	
b Less allowance for bad debts	()	193,599.	()	229,375.
3 Inventories		171,250.		172,573.
4 U.S. government obligations				
5 Tax-exempt securities				
6 Other current assets (att. stmt.) STMT 6		204,318.		25,925.
7 Loans to shareholders				
8 Mortgage and real estate loans				
9 Other investments (att. stmt.)				
10a Buildings and other depreciable assets	28,442,526.		29,252,421.	
b Less accumulated depreciation	(16,272,885.)	12,169,641.	(17,222,444.)	12,029,977.
11a Depletable assets				
b Less accumulated depletion	()		()	
12 Land (net of any amortization)		2,792,790.		2,792,790.
13a Intangible assets (amortizable only)				
b Less accumulated amortization	()		()	
14 Other assets (att. stmt.) STMT 7		22,253.		239,689.
15 Total assets		18,039,126.		19,160,534.
Liabilities and Shareholders' Equity				
16 Accounts payable		382,895.		401,047.
17 Mortgages, notes, bonds payable in less than 1 year		0.		30,392.
18 Other current liabilities (att. stmt.) STMT 8		348,002.		512,225.
19 Loans from shareholders				
20 Mortgages, notes, bonds payable in 1 year or more		302,049.		170,000.
21 Other liabilities (att. stmt.)				
22 Capital stock: a Preferred stock				
b Common stock				
23 Additional paid-in capital		10,715,269.		13,667,365.
24 Retained earnings - Appropriated (attach statement)				
25 Retained earnings - Unappropriated		6,290,911.		4,379,505.
26 Adjustments to shareholders' equity (attach statement)				
27 Less cost of treasury stock		()		()
28 Total liabilities and shareholders' equity		18,039,126.		19,160,534.

Schedule M-1 Reconciliation of Income (Loss) per Books With Income per Return
 Note: The corporation may be required to file Schedule M-3. See instructions.

1 Net income (loss) per books		7 Income recorded on books this year not included on this return (itemize):	
2 Federal income tax per books		Tax-exempt interest \$ _____	
3 Excess of capital losses over capital gains			
4 Income subject to tax not recorded on books this year (itemize): _____		8 Deductions on this return not charged against book income this year (itemize):	
5 Expenses recorded on books this year not deducted on this return (itemize):		a Depreciation \$ _____	
a Depreciation \$ _____		b Charitable contributions \$ _____	
b Charitable contributions \$ _____			
c Travel and entertainment ... \$ _____		9 Add lines 7 and 8	
6 Add lines 1 through 5		10 Income (page 1, line 28) - line 6 less line 9	

Schedule M-2 Analysis of Unappropriated Retained Earnings per Books (Schedule L, Line 25)	
1 Balance at beginning of year	6,290,911.
2 Net income (loss) per books	-1,911,406.
3 Other increases (itemize): _____	
4 Add lines 1, 2, and 3	4,379,505.
5 Distributions: a Cash	
b Stock	
c Property	
6 Other decreases (itemize): _____	
7 Add lines 5 and 6	
8 Balance at end of year (line 4 less line 7)	4,379,505.

Cost of Goods Sold

(Rev. November 2018)

▶ **Attach to Form 1120, 1120-C, 1120-F, 1120S, or 1065.**

OMB No. 1545-0123

Department of the Treasury
Internal Revenue Service

▶ **Go to www.irs.gov/Form1125A for the latest information.**

Name LONG COVE CLUB OWNER'S ASSOCIATION INC.	Employer identification number ** - *** 2304
--	--

1 Inventory at beginning of year	1	171,250.
2 Purchases	2	1,186,130.
3 Cost of labor	3	
4 Additional section 263A costs (attach schedule)	4	
5 Other costs (attach schedule)	5	
6 Total. Add lines 1 through 5	6	1,357,380.
7 Inventory at end of year	7	172,573.
8 Cost of goods sold. Subtract line 7 from line 6. Enter here and on Form 1120, page 1, line 2 or the appropriate line of your tax return. See instructions	8	1,184,807.

- 9 a** Check all methods used for valuing closing inventory:
- (i) Cost
 - (ii) Lower of cost or market
 - (iii) Other (Specify method used and attach explanation) ▶ _____
- b** Check if there was a writedown of subnormal goods ▶
- c** Check if the LIFO inventory method was adopted this tax year for any goods (if checked, attach Form 970) ▶
- d** If the LIFO inventory method was used for this tax year, enter amount of closing inventory computed under LIFO 9d _____
- e** If property is produced or acquired for resale, do the rules of Section 263A apply to the entity? See instructions Yes No
- f** Was there any change in determining quantities, cost, or valuations between opening and closing inventory? Yes No
If "Yes," attach explanation.

For Paperwork Reduction Act Notice, see separate instructions.

Form 1125-A (Rev. 11-2018)

Credit for Federal Tax Paid on Fuels

▶ Go to www.irs.gov/Form4136 for instructions and the latest information.

Name (as shown on your income tax return)

Taxpayer identification number

LONG COVE CLUB OWNER'S ASSOCIATION INC.

**** - ***2304**

Caution: Claimant has the name and address of the person who sold the fuel to the claimant and the dates of purchase. For claims on lines 1c and 2b (type of use 13 or 14), 3d, 4c, and 5, claimant has not waived the right to make the claim. For claims on lines 1c and 2b (type of use 13 or 14), claimant certifies that a certificate has not been provided to the credit card issuer.

1 Nontaxable Use of Gasoline

Note: CRN is credit reference number.

	(a) Type of use	(b) Rate	(c) Gallons	(d) Amount of credit	(e) CRN
a	Off-highway business use	\$.183	6,775	\$ 1,240.	362
b	Use on a farm for farming purposes	.183			
c	Other nontaxable use (see Caution above line 1)	.183			
d	Exported	.184			

2 Nontaxable Use of Aviation Gasoline

	(a) Type of use	(b) Rate	(c) Gallons	(d) Amount of credit	(e) CRN
a	Use in commercial aviation (other than foreign trade)	\$.15		\$	354
b	Other nontaxable use (see Caution above line 1)	.193			324
c	Exported	.194			412
d	LUST tax on aviation fuels used in foreign trade	.001			433

3 Nontaxable Use of Undyed Diesel Fuel

Claimant certifies that the diesel fuel did not contain visible evidence of dye.

Exception. If any of the diesel fuel included in this claim **did** contain visible evidence of dye, attach an explanation and check here

	(a) Type of use	(b) Rate	(c) Gallons	(d) Amount of credit	(e) CRN
a	Nontaxable use	\$.243		\$	360
b	Use on a farm for farming purposes	.243			
c	Use in trains	.243			
d	Use in certain intercity and local buses (see Caution above line 1)	.17			
e	Exported	.244			

4 Nontaxable Use of Undyed Kerosene (Other Than Kerosene Used in Aviation)

Claimant certifies that the kerosene did not contain visible evidence of dye.

Exception. If any of the kerosene included in this claim **did** contain visible evidence of dye, attach an explanation and check here

	(a) Type of use	(b) Rate	(c) Gallons	(d) Amount of credit	(e) CRN
a	Nontaxable use taxed at \$.244	\$.243		\$	346
b	Use on a farm for farming purposes	.243			
c	Use in certain intercity and local buses (see Caution above line 1)	.17			
d	Exported	.244			
e	Nontaxable use taxed at \$.044	.043			
f	Nontaxable use taxed at \$.219	.218			

LHA For Paperwork Reduction Act Notice, see the separate instructions.

5 Kerosene Used in Aviation

	(a) Type of use	(b) Rate	(c) Gallons	(d) Amount of credit	(e) CRN
a	Kerosene used in commercial aviation (other than foreign trade) taxed at \$.244	\$.200		\$	417
b	Kerosene used in commercial aviation (other than foreign trade) taxed at \$.219	.175			355
c	Nontaxable use (other than use by state or local government) taxed at \$.244	.243			346
d	Nontaxable use (other than use by state or local government) taxed at \$.219	.218			369
e	LUST tax on aviation fuels used in foreign trade	.001			433

6 Sales by Registered Ultimate Vendors of Undyed Diesel Fuel

Registration No. ▶

Claimant certifies that it sold the diesel fuel at a tax-excluded price, repaid the amount of tax to the buyer, or has obtained the written consent of the buyer to make the claim. Claimant certifies that the diesel fuel did not contain visible evidence of dye.

Exception. If any of the diesel fuel included in this claim **did** contain visible evidence of dye, attach an explanation and check here

	(b) Rate	(c) Gallons	(d) Amount of credit	(e) CRN
a	Use by a state or local government	\$.243	\$	360
b	Use in certain intercity and local buses	.17		350

7 Sales by Registered Ultimate Vendors of Undyed Kerosene (Other Than Kerosene For Use in Aviation)

Registration No. ▶

Claimant certifies that it sold the kerosene at a tax-excluded price, repaid the amount of tax to the buyer, or has obtained the written consent of the buyer to make the claim. Claimant certifies that the kerosene did not contain visible evidence of dye.

Exception. If any of the kerosene included in this claim **did** contain visible evidence of dye, attach an explanation and check here

	(b) Rate	(c) Gallons	(d) Amount of credit	(e) CRN
a	Use by a state or local government	\$.243	\$	346
b	Sales from a blocked pump	.243		
c	Use in certain intercity and local buses	.17		

8 Sales by Registered Ultimate Vendors of Kerosene For Use in Aviation.

Registration No. ▶

Claimant sold the kerosene for use in aviation at a tax-excluded price and has not collected the amount of tax from the buyer, repaid the amount of tax to the buyer, or has obtained the written consent of the buyer to make the claim. See the instructions for additional information to be submitted.

	(a) Type of use	(b) Rate	(c) Gallons	(d) Amount of credit	(e) CRN
a	Use in commercial aviation (other than foreign trade) taxed at \$.219	\$.175		\$	355
b	Use in commercial aviation (other than foreign trade) taxed at \$.244	.200			417
c	Nonexempt use in noncommercial aviation	.025			418
d	Other nontaxable uses taxed at \$.244	.243			346
e	Other nontaxable uses taxed at \$.219	.218			369
f	LUST tax on aviation fuels used in foreign trade	.001			433

9 Reserved for future use

Registration No. ▶

	(b) Rate	(c) Gallons of alcohol	(d) Amount of credit	(e) CRN
a Reserved for future use			\$	
b Reserved for future use				

10 Biodiesel or Renewable Diesel Mixture Credit

Registration No. ▶

Biodiesel mixtures. Claimant produced a mixture by mixing biodiesel with diesel fuel. The biodiesel used to produce the mixture met ASTM D6751 and met EPA's registration requirements for fuels and fuel additives. The mixture was sold by the claimant to any person for use as a fuel or was used as a fuel by the claimant. Claimant has attached the Certificate for Biodiesel and, if applicable, the Statement of Biodiesel Reseller. **Renewable diesel mixtures.** Claimant produced a mixture by mixing renewable diesel with liquid fuel (other than renewable diesel). The renewable diesel used to produce the renewable diesel mixture was derived from biomass, met EPA's registration requirements for fuels and fuel additives, and met ASTM D975, D396, or other equivalent standard approved by the IRS. The mixture was sold by the claimant to any person for use as a fuel or was used as a fuel by the claimant. Claimant has attached the Certificate for Biodiesel and, if applicable, Statement of Biodiesel Reseller, both of which have been edited as discussed in the instructions for line 10. See the instructions for line 10 for information about renewable diesel used in aviation.

	(b) Rate	(c) Gallons of biodiesel or renewable diesel	(d) Amount of credit	(e) CRN
a Biodiesel (other than agri-biodiesel) mixtures	\$ 1.00		\$	388
b Agri-biodiesel mixtures	1.00			390
c Renewable diesel mixtures	1.00			307

11 Nontaxable Use of Alternative Fuel

Caution: There is a reduced credit rate for use in certain intercity and local buses (type of use 5). See instructions.

	(a) Type of use	(b) Rate	(c) Gallons, or gasoline or diesel gallon equivalents	(d) Amount of credit	(e) CRN
a Liquefied petroleum gas (LPG)		\$.183		\$	419
b "P Series" fuels		.183			420
c Compressed natural gas (CNG)		.183			421
d Liquefied hydrogen		.183			422
e Fischer-Tropsch process liquid fuel from coal (including peat)		.243			423
f Liquid fuel derived from biomass		.243			424
g Liquefied natural gas (LNG)		.243			425
h Liquefied gas derived from biomass		.183			435

12 Alternative Fuel Credit

Registration No. ▶

	(b) Rate	(c) Gallons, or gasoline or diesel gallon equivalents	(d) Amount of credit	(e) CRN
a Liquefied petroleum gas (LPG) (see instructions)	\$.50		\$	426
b "P Series" fuels	.50			427
c Compressed natural gas (CNG) (see instructions)	.50			428
d Liquefied hydrogen	.50			429
e Fischer-Tropsch process liquid fuel from coal (including peat)	.50			430
f Liquid fuel derived from biomass	.50			431
g Liquefied natural gas (LNG) (see instructions)	.50			432
h Liquefied gas derived from biomass	.50			436
i Compressed gas derived from biomass	.50			437

13 Registered Credit Card Issuers

	(b) Rate	(c) Gallons	(d) Amount of credit	(e) CRN
a Diesel fuel sold for the exclusive use of a state or local government	\$.243		\$	360
b Kerosene sold for the exclusive use of a state or local government	.243			346
c Kerosene for use in aviation sold for the exclusive use of a state or local government taxed at \$.219	.218			369

14 Nontaxable Use of a Diesel-Water Fuel Emulsion

Caution: There is a reduced credit rate for use in certain intercity and local buses (type of use 5). See instructions.

	(a) Type of use	(b) Rate	(c) Gallons	(d) Amount of credit	(e) CRN
a Nontaxable use		\$.197		\$	309
b Exported		.198			306

15 Diesel-Water Fuel Emulsion Blending

	(b) Rate	(c) Gallons	(d) Amount of credit	(e) CRN
Blender credit	\$.046		\$	310

16 Exported Dyed Fuels and Exported Gasoline Blendstocks

	(b) Rate	(c) Gallons	(d) Amount of credit	(e) CRN
a Exported dyed diesel fuel and exported gasoline blendstocks taxed at \$.001	\$.001		\$	415
b Exported dyed kerosene	.001			416

17 Total income tax credit claimed. Add lines 1 through 16, column (d). Enter here and on Schedule 3 (Form 1040), line 12; Form 1120, Schedule J, line 20b; Form 1120-S, line 23c; Form 1041, Schedule G, line 16b; or the proper line of other returns

17	\$	1,240.
-----------	----	---------------

General Business Credit

▶ Go to www.irs.gov/Form3800 for instructions and the latest information.
 ▶ You must attach all pages of Form 3800, pages 1, 2, and 3, to your tax return.

LONG COVE CLUB OWNER'S ASSOCIATION INC.

Identifying number
 ** - *** 2304

Part I Current Year Credit for Credits Not Allowed Against Tentative Minimum Tax (TMT)
 (See instructions and complete Part(s) III before Parts I and II.)

1	General business credit from line 2 of all Parts III with box A checked	1	0.
2	Passive activity credits from line 2 of all Parts III with box B checked	2	
3	Enter the applicable passive activity credits allowed for 2021. See instructions	3	
4	Carryforward of general business credit to 2021. Enter the amount from line 2 of Part III with box C checked. See instructions for statement to attach	4	
Check this box if the carryforward was changed or revised from the original reported amount <input type="checkbox"/>			
5	Carryback of general business credit from 2022. Enter the amount from line 2 of Part III with box D checked	5	
6	Add lines 1, 3, 4, and 5	6	

Part II Allowable Credit

7	Regular tax before credits: <ul style="list-style-type: none"> Individuals. Enter the sum of the amounts from Form 1040, 1040-SR, or 1040-NR, line 16, and Schedule 2 (Form 1040), line 2 Corporations. Enter the amount from Form 1120, Schedule J, Part I, line 2; or the applicable line of your return Estates and trusts. Enter the sum of the amounts from Form 1041, Schedule G, lines 1a and 1b, plus any Form 8978 amount included on line 1d; or the amount from the applicable line of your return 	7	0.
8	Alternative minimum tax: <ul style="list-style-type: none"> Individuals. Enter the amount from Form 6251, line 11 Corporations. Enter -0- Estates and trusts. Enter the amount from Schedule I (Form 1041), line 54 	8	0.
9	Add lines 7 and 8	9	0.
10a	Foreign tax credit	10a	
b	Certain allowable credits (see instructions)	10b	
c	Add lines 10a and 10b	10c	
11	Net income tax. Subtract line 10c from line 9. If zero, skip lines 12 through 15 and enter -0- on line 16	11	0.
12	Net regular tax. Subtract line 10c from line 7. If zero or less, enter -0-	12	0.
13	Enter 25% (0.25) of the excess, if any, of line 12 over \$25,000. See instructions	13	
14	Tentative minimum tax: <ul style="list-style-type: none"> Individuals. Enter the amount from Form 6251, line 9 Corporations. Enter -0- Estates and trusts. Enter the amount from Schedule I (Form 1041), line 52 	14	
15	Enter the greater of line 13 or line 14	15	
16	Subtract line 15 from line 11. If zero or less, enter -0-	16	
17	Enter the smaller of line 6 or line 16 C corporations: See the line 17 instructions if there has been an ownership change, acquisition, or reorganization.	17	

LHA For Paperwork Reduction Act Notice, see separate instructions.

Part II Allowable Credit (continued)

Note: If you are not required to report any amounts on line 22 or 24 below, skip lines 18 through 25 and enter -0- on line 26.

18	Multiply line 14 by 75% (0.75). See instructions	18	
19	Enter the greater of line 13 or line 18	19	
20	Subtract line 19 from line 11. If zero or less, enter -0-	20	
21	Subtract line 17 from line 20. If zero or less, enter -0-	21	
22	Combine the amounts from line 3 of all Parts III with box A, C, or D checked	22	
23	Passive activity credit from line 3 of all Parts III with box B checked	23	
24	Enter the applicable passive activity credit allowed for 2021. See instructions	24	
25	Add lines 22 and 24	25	
26	Empowerment zone and renewal community employment credit allowed. Enter the smaller of line 21 or line 25	26	
27	Subtract line 13 from line 11. If zero or less, enter -0-	27	0.
28	Add lines 17 and 26	28	0.
29	Subtract line 28 from line 27. If zero or less, enter -0-	29	0.
30	Enter the general business credit from line 5 of all Parts III with box A checked	30	775.
31	Reserved	31	
32	Passive activity credits from line 5 of all Parts III with box B checked	32	
33	Enter the applicable passive activity credits allowed for 2021. See instructions	33	
34	Carryforward of business credit to 2021. Enter the amount from line 5 of Part III with box C checked and line 6 of Part III with box G checked. See instructions for statement to attach	34	5,465.
	Check this box if the carryforward was changed or revised from the original reported amount		<input type="checkbox"/>
35	Carryback of business credit from 2022. Enter the amount from line 5 of Part III with box D checked. See instructions	35	
36	Add lines 30, 33, 34, and 35	36	6,240.
37	Enter the smaller of line 29 or line 36	37	0.
38	Credit allowed for the current year. Add lines 28 and 37. Report the amount from line 38 (if smaller than the sum of Part I, line 6, and Part II, lines 25 and 36, see instructions) as indicated below or on the applicable line of your return. <ul style="list-style-type: none"> • Individuals. Schedule 3 (Form 1040), line 6 • Corporations. Form 1120, Schedule J, Part I, line 5c • Estates and trusts. Form 1041, Schedule G, line 2b 	38	0.

Name(s) shown on return

Identifying number

LONG COVE CLUB OWNER'S ASSOCIATION INC.

**** - ***2304**

Part III General Business Credits or Eligible Small Business Credits (see instructions)

Complete a separate Part III for each box checked below. See instructions.

- A** General Business Credit From a Non-Passive Activity
- B** General Business Credit From a Passive Activity
- C** General Business Credit Carryforwards
- D** General Business Credit Carrybacks
- E** Reserved
- F** Reserved
- G** Eligible Small Business Credit Carryforwards
- H** Reserved

I If you are filing more than one Part III with box A or B checked, complete and attach first an additional Part III combining amounts from all Parts III with box A or B checked. Check here if this is the consolidated Part III

(a) Description of credit	(b) Enter EIN if claiming the credit from a pass-through entity.	(c) Enter the appropriate amount.
1a Investment (Form 3468, Part II only) (attach Form 3468)		
b Reserved		
c Increasing research activities (Form 6765)		
d Low-income housing (carryforward only) (see instructions)		
e Disabled access (Form 8826)*		
f Renewable electricity, refined coal, and Indian coal production (Form 8835)		
g Indian employment (Form 8845)		
h Orphan drug (Form 8820)		
i New markets (Form 8874)		
j Small employer pension plan startup costs and auto-enrollment (Form 8881)		
k Employer-provided child care facilities and services (Form 8882)*		
l Biodiesel and renewable diesel fuels (attach Form 8864)		
m Low sulfur diesel fuel production (Form 8896)		
n Distilled spirits (Form 8906)		
o Nonconventional source fuel (carryforward only)		
p Energy efficient home (Form 8908)		
q Energy efficient appliance (carryforward only)		
r Alternative motor vehicle (Form 8910)		
s Alternative fuel vehicle refueling property (Form 8911)		
t Enhanced oil recovery credit		
u Mine rescue team training (Form 8923)		
v Agricultural chemicals security (carryforward only)		
w Employer differential wage payments (Form 8932)		
x Carbon oxide sequestration (Form 8933)		
y Qualified plug-in electric drive motor vehicle (Form 8936)		
z Qualified plug-in electric vehicle (carryforward only)		
aa Employee retention (Form 5884-A)		
bb General credits from an electing large partnership (carryforward only)		
zz Other. Oil and gas production from marginal wells (Form 8904) and certain other credits (see instructions)		
2 Add lines 1a through 1zz and enter here and on the applicable line of Part I		
3 Enter the amount from Form 8844 here and on the applicable line of Part II		
4a Investment (Form 3468, Part III) (attach Form 3468)		
b Work opportunity (Form 5884)		
c Biofuel producer (Form 6478)		
d Low-income housing (Form 8586)		
e Renewable electricity, refined coal, and Indian coal production (Form 8835)		
f Employer social security and Medicare taxes paid on certain employee tips (Form 8846)		775.
g Qualified railroad track maintenance (Form 8900)		
h Small employer health insurance premiums (Form 8941)		
i Increasing research activities (Form 6765)		
j Employer credit for paid family and medical leave (Form 8994)		
z Other		
5 Add lines 4a through 4z and enter here and on the applicable line of Part II		775.
6 Add lines 2, 3, and 5 and enter here and on the applicable line of Part II		775.

* See instructions for limitation on this credit.

Name(s) shown on return

Identifying number

LONG COVE CLUB OWNER'S ASSOCIATION INC.

**** - ***2304**

Part III General Business Credits or Eligible Small Business Credits (see instructions)

Complete a separate Part III for each box checked below. See instructions.

- A General Business Credit From a Non-Passive Activity
- B General Business Credit From a Passive Activity
- C General Business Credit Carryforwards
- D General Business Credit Carrybacks
- E Reserved
- F Reserved
- G Eligible Small Business Credit Carryforwards
- H Reserved

I If you are filing more than one Part III with box A or B checked, complete and attach first an additional Part III combining amounts from all Parts III with box A or B checked. Check here if this is the consolidated Part III

(a) Description of credit	(b) Enter EIN if claiming the credit from a pass-through entity.	(c) Enter the appropriate amount.
1a Investment (Form 3468, Part II only) (attach Form 3468)	1a	
b Reserved	1b	
c Increasing research activities (Form 6765)	1c	
d Low-income housing (carryforward only) (see instructions)	1d	
e Disabled access (Form 8826)*	1e	
f Renewable electricity, refined coal, and Indian coal production (Form 8835)	1f	
g Indian employment (Form 8845)	1g	
h Orphan drug (Form 8820)	1h	
i New markets (Form 8874)	1i	
j Small employer pension plan startup costs and auto-enrollment (Form 8881)	1j	
k Employer-provided child care facilities and services (Form 8882)*	1k	
l Biodiesel and renewable diesel fuels (attach Form 8864)	1l	
m Low sulfur diesel fuel production (Form 8896)	1m	
n Distilled spirits (Form 8906)	1n	
o Nonconventional source fuel (carryforward only)	1o	
p Energy efficient home (Form 8908)	1p	
q Energy efficient appliance (carryforward only)	1q	
r Alternative motor vehicle (Form 8910)	1r	
s Alternative fuel vehicle refueling property (Form 8911)	1s	
t Enhanced oil recovery credit	1t	
u Mine rescue team training (Form 8923)	1u	
v Agricultural chemicals security (carryforward only)	1v	
w Employer differential wage payments (Form 8932)	1w	
x Carbon oxide sequestration (Form 8933)	1x	
y Qualified plug-in electric drive motor vehicle (Form 8936)	1y	
z Qualified plug-in electric vehicle (carryforward only)	1z	
aa Employee retention (Form 5884-A)	1aa	
bb General credits from an electing large partnership (carryforward only)	1bb	
zz Other. Oil and gas production from marginal wells (Form 8904) and certain other credits (see instructions)	1zz	
2 Add lines 1a through 1zz and enter here and on the applicable line of Part I	2	
3 Enter the amount from Form 8844 here and on the applicable line of Part II	3	
4a Investment (Form 3468, Part III) (attach Form 3468)	4a	
b Work opportunity (Form 5884)	4b	
c Biofuel producer (Form 6478)	4c	
d Low-income housing (Form 8586)	4d	
e Renewable electricity, refined coal, and Indian coal production (Form 8835)	4e	
f Employer social security and Medicare taxes paid on certain employee tips (Form 8846)	4f	5,465.
g Qualified railroad track maintenance (Form 8900)	4g	
h Small employer health insurance premiums (Form 8941)	4h	
i Increasing research activities (Form 6765)	4i	
j Employer credit for paid family and medical leave (Form 8994)	4j	
z Other	4z	
5 Add lines 4a through 4z and enter here and on the applicable line of Part II	5	5,465.
6 Add lines 2, 3, and 5 and enter here and on the applicable line of Part II	6	5,465.

* See instructions for limitation on this credit.

**SCHEDULE B
(Form 1120)**

(Rev. December 2018)
Department of the Treasury
Internal Revenue Service

**Additional Information for
Schedule M-3 Filers**

▶ Attach to Form 1120.

▶ Go to www.irs.gov/Form1120 for the latest information.

OMB No. 1545-0123

Name LONG COVE CLUB OWNER'S ASSOCIATION INC.	Employer identification number (EIN) ** - *** 2304
--	--

		Yes	No
1 Does any amount reported on Schedule M-3 (Form 1120), Part II, line 9 or 10, column (d), reflect allocations to this corporation from a partnership of income, gain, loss, deduction, or credit that are disproportionate to this corporation's capital contribution to the partnership or its ratio for sharing other items of the partnership?	<input type="checkbox"/>	<input type="checkbox"/>	<input checked="" type="checkbox"/>
2 At any time during the tax year, did the corporation sell, exchange, or transfer any interest in an intangible asset to a related person as defined in section 267(b)?	<input type="checkbox"/>	<input type="checkbox"/>	<input checked="" type="checkbox"/>
3 At any time during the tax year, did the corporation acquire any interest in an intangible asset from a related person as defined in section 267(b)?	<input type="checkbox"/>	<input type="checkbox"/>	<input checked="" type="checkbox"/>
4a During the tax year, did the corporation enter into a cost-sharing arrangement with any related foreign party on whose behalf the corporation did not file Form 5471, Information Return of U.S. Persons With Respect To Certain Foreign Corporations?	<input type="checkbox"/>	<input type="checkbox"/>	<input checked="" type="checkbox"/>
b At any time during the tax year, was the corporation a participant in a cost-sharing arrangement with any related foreign party on whose behalf the corporation did not file Form 5471?	<input type="checkbox"/>	<input type="checkbox"/>	<input checked="" type="checkbox"/>
5 At any time during the tax year, did the corporation make any change in accounting principle for financial accounting purposes? See instructions for the definition of "change in accounting principle"	<input type="checkbox"/>	<input type="checkbox"/>	<input checked="" type="checkbox"/>
6 At any time during the tax year, did the corporation make any change in a method of accounting for U.S. income tax purposes?	<input type="checkbox"/>	<input type="checkbox"/>	<input checked="" type="checkbox"/>
7 At any time during the tax year, did the corporation own any voluntary employees' beneficiary association (VEBA) trusts that were used to hold funds designated for employee benefits?	<input type="checkbox"/>	<input type="checkbox"/>	<input checked="" type="checkbox"/>
8 At any time during the tax year, did the corporation use an allocation method for indirect costs capitalized to self-constructed assets that varied from its financial method of accounting?	<input type="checkbox"/>	<input type="checkbox"/>	<input checked="" type="checkbox"/>
9 At any time during the tax year, did the corporation treat for tax purposes indirect costs, as defined in Regulations sections 1.263A-1(e)(3)(ii)(F), (G), and (H), as mixed-service costs, as defined in Regulations section 1.263A-1(e)(4)(ii)(C)?	<input type="checkbox"/>	<input type="checkbox"/>	<input checked="" type="checkbox"/>
10 Did the corporation, under section 118 or 362(c) and the related regulations, take a return filing position characterizing any amount as a contribution to the capital of the corporation during the tax year by any nonshareholders? Amounts so characterized may include, without limitation, incentives, inducements, money, and property	<input type="checkbox"/>	<input type="checkbox"/>	<input checked="" type="checkbox"/>

For Paperwork Reduction Act Notice, see the Instructions for Form 1120.

Schedule B (Form 1120) (Rev. 12-2018)

Net Income (Loss) Reconciliation for Corporations With Total Assets of \$10 Million or More

OMB No. 1545-0123

▶ Attach to Form 1120 or 1120-C.

▶ Go to www.irs.gov/Form1120 for instructions and the latest information.

Name of corporation (common parent, if consolidated return) LONG COVE CLUB OWNER 'S ASSOCIATION INC.	Employer identification number ** - *** 2304
Check applicable box(es): (1) <input checked="" type="checkbox"/> Non-consolidated return (2) <input type="checkbox"/> Consolidated return (Form 1120 only) (3) <input type="checkbox"/> Mixed 1120/L/PC group (4) <input type="checkbox"/> Dormant subsidiaries schedule attached	

Part I Financial Information and Net Income (Loss) Reconciliation (see instructions)

- 1 a** Did the corporation file SEC Form 10-K for its income statement period ending with or within this tax year?
 Yes. Skip lines 1b and 1c and complete lines 2a through 11 with respect to that SEC Form 10-K.
 No. Go to line 1b. See instructions if multiple non-tax-basis income statements are prepared.
- b** Did the corporation prepare a certified audited non-tax-basis income statement for that period?
 Yes. Skip line 1c and complete lines 2a through 11 with respect to that income statement.
 No. Go to line 1c.
- c** Did the corporation prepare a non-tax-basis income statement for that period?
 Yes. Complete lines 2a through 11 with respect to that income statement.
 No. Skip lines 2a through 3c and enter the corporation's net income (loss) per its books and records on line 4a.
- 2 a** Enter the income statement period: Beginning 01/01/2021 Ending 12/31/2021
- b** Has the corporation's income statement been restated for the income statement period on line 2a?
 Yes. (If "Yes," attach an explanation and the amount of each item restated.)
 No.
- c** Has the corporation's income statement been restated for any of the five income statement periods immediately preceding the period on line 2a?
 Yes. (If "Yes," attach an explanation and the amount of each item restated.)
 No.
- 3 a** Is any of the corporation's voting common stock publicly traded?
 Yes.
 No. If "No," go to line 4a.
- b** Enter the symbol of the corporation's primary U.S. publicly traded voting common stock
- c** Enter the nine-digit CUSIP number of the corporation's primary publicly traded voting common stock

4 a Worldwide consolidated net income (loss) from income statement source identified in Part I, line 1	4a	-1,911,406.
b Indicate accounting standard used for line 4a (see instructions): (1) <input checked="" type="checkbox"/> GAAP (2) <input type="checkbox"/> IFRS (3) <input type="checkbox"/> Statutory (4) <input type="checkbox"/> Tax-basis (5) <input type="checkbox"/> Other (specify)		
5 a Net income from nonincludible foreign entities (attach statement)	5a	()
b Net loss from nonincludible foreign entities (attach statement and enter as a positive amount)	5b	
6 a Net income from nonincludible U.S. entities (attach statement)	6a	()
b Net loss from nonincludible U.S. entities (attach statement and enter as a positive amount)	6b	
7 a Net income (loss) of other includible foreign disregarded entities (attach statement)	7a	
b Net income (loss) of other includible U.S. disregarded entities (attach statement)	7b	
c Net income (loss) of other includible entities (attach statement)	7c	
8 Adjustment to eliminations of transactions between includible entities and nonincludible entities (attach stmt.)	8	
9 Adjustment to reconcile income statement period to tax year (attach statement)	9	
10 a Intercompany dividend adjustments to reconcile to line 11 (attach statement)	10a	
b Other statutory accounting adjustments to reconcile to line 11 (attach statement)	10b	
c Other adjustments to reconcile to amount on line 11 (attach statement)	10c	
11 Net income (loss) per income statement of includible corporations. Combine lines 4 through 10	11	-1,911,406.

Note: Part I, line 11, must equal Part II, line 30, column (a), or Schedule M-1, line 1 (see instructions).

12 Enter the total amount (not just the corporation's share) of the assets and liabilities of all entities included or removed on the following lines.

	Total Assets	Total Liabilities
a Included on Part I, line 4	19,160,534.	1,113,664.
b Removed on Part I, line 5		
c Removed on Part I, line 6		
d Included on Part I, line 7		

Name of corporation (common parent, if consolidated return) LONG COVE CLUB OWNER'S ASSOCIATION INC.		Employer identification number **-***2304
Check applicable box(es): (1) <input type="checkbox"/> Consolidated group (2) <input type="checkbox"/> Parent corp (3) <input type="checkbox"/> Consolidated eliminations (4) <input type="checkbox"/> Subsidiary corp (5) <input type="checkbox"/> Mixed 1120/L/PC group		
Check if a sub-consolidated: (6) <input type="checkbox"/> 1120 group (7) <input type="checkbox"/> 1120 eliminations		
Name of subsidiary (if consolidated return)		Employer identification number

Part II Reconciliation of Net Income (Loss) per Income Statement of Includible Corporations With Taxable Income per Return (see instructions)

Income (Loss) Items (Attach statements for lines 1 through 12)	(a) Income (Loss) per Income Statement	(b) Temporary Difference	(c) Permanent Difference	(d) Income (Loss) per Tax Return
1 Income (loss) from equity method foreign corporations				
2 Gross foreign dividends not previously taxed				
3 Subpart F, QEF, and similar inc inclusions				
4 Gross-up for foreign taxes deemed paid				
5 Gross foreign distributions previously taxed				
6 Income (loss) from equity method U.S. corporations				
7 U.S. dividends not eliminated in tax consolidation				
8 Minority interest for includible corporations				
9 Income (loss) from U.S. partnerships				
10 Income (loss) from foreign partnerships				
11 Income (loss) from other pass-through entities				
12 Items relating to reportable transactions				
13 Interest income (see instructions)	23,284.			23,284.
14 Total accrual to cash adjustment				
15 Hedging transactions				
16 Mark-to-market income (loss)				
17 Cost of goods sold (see instructions)	(1,184,807.)			(1,184,807.)
18 Sale versus lease (for sellers and/or lessors)				
19 Section 481(a) adjustments				
20 Unearned/deferred revenue				
21 Income recognition from long-term contracts				
22 Original issue discount and other imputed interest				
23a Income statement gain/loss on sale, exchange, abandonment, worthlessness, or other disposition of assets other than inventory and pass-through entities	-70,202.	70,202.		
b Gross capital gains from Schedule D, excluding amounts from pass-through entities				
c Gross capital losses from Schedule D, excluding amounts from pass-through entities, abandonment losses, and worthless stock losses				
d Net gain/loss reported on Form 4797, line 17, excluding amounts from pass-through entities, abandonment losses, and worthless stock losses		-124,735.		-124,735.
e Abandonment losses				
f Worthless stock losses (attach stmt.)				
g Other gain/loss on disposition of assets other than inventory				
24 Capital loss limitation and carryforward used				
25 Other income (loss) items with differences (attach stmt.) STMT 10	2,146,638.	1,566.		2,148,204.
26 Total income (loss) items. Combine lines 1 through 25	914,913.	-52,967.		861,946.
27 Total expense/deduction items (from Part III, line 39)	-6,401,993.	2,071,289.	2,015.	-4,328,689.
28 Other items with no differences STMT 11	3,575,674.			3,575,674.
29a Mixed groups, see instructions. All others, combine lines 26 through 28	-1,911,406.	2,018,322.	2,015.	108,931.
b PC insurance subgroup reconciliation totals				
c Life insurance subgroup reconciliation totals				
30 Reconciliation totals. Combine lines 29a through 29c	-1,911,406.	2,018,322.	2,015.	108,931.

Note: Line 30, column (a), must equal Part I, line 11, and column (d) must equal Form 1120, page 1, line 28.

Name of corporation (common parent, if consolidated return) LONG COVE CLUB OWNER'S ASSOCIATION INC.		Employer identification number **-***2304
Check applicable box(es): (1) <input type="checkbox"/> Consolidated group (2) <input type="checkbox"/> Parent corp (3) <input type="checkbox"/> Consolidated eliminations (4) <input type="checkbox"/> Subsidiary corp (5) <input type="checkbox"/> Mixed 1120/L/PC group		
Check if a sub-consolidated: (6) <input type="checkbox"/> 1120 group (7) <input type="checkbox"/> 1120 eliminations		
Name of subsidiary (if consolidated return)		Employer identification number

Part III Reconciliation of Net Income (Loss) per Income Statement of Includible Corporations With Taxable Income per Return - Expense/Deduction Items (see instructions)

Expense/Deduction Items	(a) Expense per Income Statement	(b) Temporary Difference	(c) Permanent Difference	(d) Deduction per Tax Return
1 U.S. current income tax expense				
2 U.S. deferred income tax expense				
3 State and local current income tax expense				
4 State and local deferred income tax expense				
5 Foreign current income tax expense (other than foreign withholding taxes)				
6 Foreign deferred income tax expense				
7 Foreign withholding taxes				
8 Interest expense (see instructions)				
9 Stock option expense				
10 Other equity-based compensation				
11 Meals and entertainment				
12 Fines and penalties				
13 Judgments, damages, awards, and similar costs				
14 Parachute payments				
15 Compensation with section 162(m) limitation				
16 Pension and profit-sharing				
17 Other post-retirement benefits				
18 Deferred compensation				
19 Charitable contribution of cash and tangible property				
20 Charitable contribution of intangible property				
21 Charitable contribution limitation/carryforward				
22 Domestic production activities deduction (see instrs.)				
23 Current year acquisition or reorganization investment banking fees				
24 Current year acquisition or reorganization legal and accounting fees				
25 Current year acquisition/reorganization other costs				
26 Amortization/impairment of goodwill				
27 Amortization of acquisition, reorganization, and start-up costs				
28 Other amortization or impairment write-offs		527.		527.
29 Reserved				
30 Depletion				
31 Depreciation	1,538,193.	-433,252.		1,104,941.
32 Bad debt expense				
33 Corporate owned life insurance premiums Purchase versus lease				
34 (for purchasers and/or lessees)				
35 Research and development costs				
36 Section 118 exclusion (att. stmt.)				
37 Sec. 162(r) - FDIC premiums paid by certain large financial institutions (see instructions)				
38 Other expense/deduction items with differences (attach stmt.) STMT 13	4,863,800.	-1,638,564.	-2,015.	3,223,221.
39 Total expense/deduction items. Combine lines 1 through 38. Enter here and on Part II, line 27, reporting positive amounts as negative and negative amounts as positive	6,401,993.	-2,071,289.	-2,015.	4,328,689.

Form **4562**

Depreciation and Amortization
(Including Information on Listed Property) OTHER

OMB No. 1545-0172

2021

Attachment
Sequence No. **179**

Department of the Treasury
Internal Revenue Service (99)

▶ Attach to your tax return.

▶ Go to www.irs.gov/Form4562 for instructions and the latest information.

Name(s) shown on return

Business or activity to which this form relates

Identifying number

LONG COVE CLUB OWNER'S ASSOCIATION INC. OTHER DEPRECIATION

**** - ***2304**

Part I Election To Expense Certain Property Under Section 179 Note: If you have any listed property, complete Part V before you complete Part I.

1 Maximum amount (see instructions)	1	
2 Total cost of section 179 property placed in service (see instructions)	2	
3 Threshold cost of section 179 property before reduction in limitation	3	
4 Reduction in limitation. Subtract line 3 from line 2. If zero or less, enter -0-	4	
5 Dollar limitation for tax year. Subtract line 4 from line 1. If zero or less, enter -0-. If married filing separately, see instructions	5	
6 (a) Description of property	(b) Cost (business use only)	(c) Elected cost
7 Listed property. Enter the amount from line 29	7	
8 Total elected cost of section 179 property. Add amounts in column (c), lines 6 and 7	8	
9 Tentative deduction. Enter the smaller of line 5 or line 8	9	
10 Carryover of disallowed deduction from line 13 of your 2020 Form 4562	10	
11 Business income limitation. Enter the smaller of business income (not less than zero) or line 5	11	
12 Section 179 expense deduction. Add lines 9 and 10, but don't enter more than line 11	12	
13 Carryover of disallowed deduction to 2022. Add lines 9 and 10, less line 12	13	

Note: Don't use Part II or Part III below for listed property. Instead, use Part V.

Part II Special Depreciation Allowance and Other Depreciation (Don't include listed property.)

14 Special depreciation allowance for qualified property (other than listed property) placed in service during the tax year	14
15 Property subject to section 168(f)(1) election	15
16 Other depreciation (including ACRS)	16 84,879.

Part III MACRS Depreciation (Don't include listed property. See instructions.)

Section A

17 MACRS deductions for assets placed in service in tax years beginning before 2021	17 983,700.
18 If you are electing to group any assets placed in service during the tax year into one or more general asset accounts, check here	<input type="checkbox"/>

Section B - Assets Placed in Service During 2021 Tax Year Using the General Depreciation System

(a) Classification of property	(b) Month and year placed in service	(c) Basis for depreciation (business/investment use only - see instructions)	(d) Recovery period	(e) Convention	(f) Method	(g) Depreciation deduction
19a 3-year property						
b 5-year property		33,427.	5 YRS.	MQ	200DB	2,569.
c 7-year property		207,618.	7 YRS.	MQ	200DB	17,748.
d 10-year property						
e 15-year property		1,165,141.	15 YRS.	MQ	150DB	15,916.
f 20-year property						
g 25-year property			25 yrs.		S/L	
h Residential rental property	/		27.5 yrs.	MM	S/L	
	/		27.5 yrs.	MM	S/L	
i Nonresidential real property	SEE STATEMENT 15		39 yrs.	MM	S/L	129.
	/			MM	S/L	

Section C - Assets Placed in Service During 2021 Tax Year Using the Alternative Depreciation System

20a Class life					S/L	
b 12-year			12 yrs.		S/L	
c 30-year	/		30 yrs.	MM	S/L	
d 40-year	/		40 yrs.	MM	S/L	

Part IV Summary (See instructions.)

21 Listed property. Enter amount from line 28	21
22 Total. Add amounts from line 12, lines 14 through 17, lines 19 and 20 in column (g), and line 21. Enter here and on the appropriate lines of your return. Partnerships and S corporations - see instr.	22 1,104,941.
23 For assets shown above and placed in service during the current year, enter the portion of the basis attributable to section 263A costs	23

Part V Listed Property (Include automobiles, certain other vehicles, certain aircraft, and property used for entertainment, recreation, or amusement.)

Note: For any vehicle for which you are using the standard mileage rate or deducting lease expense, complete only 24a, 24b, columns (a) through (c) of Section A, all of Section B, and Section C if applicable.

Section A - Depreciation and Other Information (Caution: See the instructions for limits for passenger automobiles.)

24a Do you have evidence to support the business/investment use claimed? Yes No 24b If "Yes," is the evidence written? Yes No

Table with 9 columns: (a) Type of property, (b) Date placed in service, (c) Business/investment use percentage, (d) Cost or other basis, (e) Basis for depreciation, (f) Recovery period, (g) Method/Convention, (h) Depreciation deduction, (i) Elected section 179 cost. Includes rows 25-29.

Section B - Information on Use of Vehicles

Complete this section for vehicles used by a sole proprietor, partner, or other "more than 5% owner," or related person. If you provided vehicles to your employees, first answer the questions in Section C to see if you meet an exception to completing this section for those vehicles.

Table with 6 columns: (a) Vehicle, (b) Vehicle, (c) Vehicle, (d) Vehicle, (e) Vehicle, (f) Vehicle. Includes rows 30-36.

Section C - Questions for Employers Who Provide Vehicles for Use by Their Employees

Answer these questions to determine if you meet an exception to completing Section B for vehicles used by employees who aren't more than 5% owners or related persons.

Table with 2 columns: Yes, No. Includes rows 37-41.

Note: If your answer to 37, 38, 39, 40, or 41 is "Yes," don't complete Section B for the covered vehicles.

Part VI Amortization

Table with 6 columns: (a) Description of costs, (b) Date amortization begins, (c) Amortizable amount, (d) Code section, (e) Amortization period or percentage, (f) Amortization for this year. Includes rows 42-44.

2021 DEPRECIATION AND AMORTIZATION REPORT

OTHER DEPRECIATION

OTHER

Asset No.	Description	Date Acquired	Method	Life	Conv	Line No.	Unadjusted Cost Or Basis	Bus % Excl	Section 179 Expense	* Reduction In Basis	Basis For Depreciation	Beginning Accumulated Depreciation	Current Sec 179 Expense	Current Year Deduction	Ending Accumulated Depreciation
454	FRANCHISE RIGHTS	09/17/99		480M		43	21,063.				21,063.	11,330.		527.	11,857.
486	CONSTRUCTION IN PROGRESS	08/27/09	L				75,934.				75,934.			0.	
511	CART PATHS	06/30/87	L				100.				100.			0.	
513	10-MITY-LITE FOLDING TABLES	05/31/10	150DB	7.00		HY17	2,707.				2,707.	2,707.		0.	2,707.
515	OUTDOOR PATIO STAINLESS STEEL GRILL EQUIP	12/31/10	150DB	7.00		HY17	5,256.				5,256.	5,256.		0.	5,256.
517	COMMUNITY TRAFFIC STREET SIGNAGE	03/31/10	150DB	7.00		HY17	3,167.				3,167.	3,167.		0.	3,167.
518	FLAG POLES FOR ENTRANCE/MARINA	04/30/10	150DB	7.00		HY17	3,646.				3,646.	3,646.		0.	3,646.
519	WIRE SHELVING/WORK TABLE@KITCHEN AREA	06/30/10	150DB	7.00		HY17	3,315.				3,315.	3,315.		0.	3,315.
520	SS SHELVING/12MM PASTA CUTTER/OTHER MISC	10/31/10	150DB	7.00		HY17	2,043.				2,043.	2,043.		0.	2,043.
523	GC LIGHTNING DETECTION SYSTEM	06/30/10	150DB	7.00		HY17	26,687.				26,687.	26,687.		0.	26,687.
524	2-REELMASTERS MODEL #5610 (D)2 WHEEL DRIVE KUBOTA	10/31/10	150DB	7.00		HY17	94,849.				94,849.	94,849.		0.	94,849.
525	TRACTOR	12/15/10	150DB	7.00		HY17	20,598.				20,598.	20,598.		0.	20,598.
527	RENOVATION OF ALL WASTE BUNKERS (09/10)	06/30/10	150DB	15.00		HY17	136,550.				136,550.	100,266.		8,063.	108,329.
528	REGRASSING/LEVELING OF TEE AREAS	06/30/10	150DB	15.00		HY17	182,728.				182,728.	134,174.		10,790.	144,964.
529	FAB/INSTALL SS IRRIGATION INLET FILTER-PUMPHOUSE	09/30/10	150DB	15.00		HY17	9,504.				9,504.	6,977.		562.	7,539.
530	FIX OF #12 LAGOON BANKS	12/31/10	150DB	15.00		HY17	81,639.				81,639.	59,947.		4,820.	64,767.
531	LAGOON REVITALIZATION PROJECT WORK (09/10)	12/31/10	150DB	15.00		HY17	114,724.				114,724.	84,239.		6,774.	91,013.
532	DOG PARK (COMPLETE)	01/05/10	150DB	15.00		HY17	23,936.				23,936.	17,575.		1,414.	18,989.

2021 DEPRECIATION AND AMORTIZATION REPORT

OTHER DEPRECIATION

OTHER

Asset No.	Description	Date Acquired	Method	Life	Conv	Line No.	Unadjusted Cost Or Basis	Bus % Excl	Section 179 Expense	* Reduction In Basis	Basis For Depreciation	Beginning Accumulated Depreciation	Current Sec 179 Expense	Current Year Deduction	Ending Accumulated Depreciation
533	2010 CH LANDSCAPE ENHANCEMENTS	06/30/10	150DB	15.00		HY17	62,157.				62,157.	45,640.		3,670.	49,310.
534	SIX NEW PUNGO 140/ACADIA 2 KAYAKS	04/30/10	150DB	7.00		HY17	4,214.				4,214.	4,214.		0.	4,214.
536	POOL DEPTH MARKERS	05/31/10	150DB	7.00		HY17	3,200.				3,200.	3,200.		0.	3,200.
537	LOOMIS FERRY RESURFACE	06/30/10	150DB	15.00		HY17	84,152.				84,152.	61,791.		4,969.	66,760.
538	AED HEART DEFIBRILLATOR FOR PATROL	09/30/10	150DB	7.00		HY17	2,185.				2,185.	2,185.		0.	2,185.
539	MOTOROLA XTS 2500 MODEL II + SOFTWARE	12/31/10	150DB	5.00		HY17	3,690.				3,690.	3,690.		0.	3,690.
540	4 RADIOS, 32 CHANNEL - XPR3280 (GCM)	07/28/11	150DB	7.00		HY17	3,610.				3,610.	3,610.		0.	3,610.
541	CAT BACKHOE/LOADER 4WD	02/14/11	150DB	7.00		HY17	58,472.				58,472.	58,472.		0.	58,472.
543	2011 FORD F150 - GCM SUPERINTENDENT	08/31/11	150DB	5.00		HY17	27,033.				27,033.	27,033.		0.	27,033.
545	AQUA MASTER FOUNTAIN (AT ENTRANCE LAGOON)	07/21/11	150DB	15.00		HY17	7,680.				7,680.	5,186.		453.	5,639.
547	BRIDGE (REPLACEMENT) AT #17 GREEN/#18 TEE	08/11/11	150DB	15.00		HY17	33,445.				33,445.	22,585.		1,975.	24,560.
548	RECONFIGURATION OF #15 FAIRWAY BUNKER	08/11/11	150DB	15.00		HY17	7,356.				7,356.	4,966.		435.	5,401.
552	PLAYMATE GENIE BALL MACHINE	02/18/11	150DB	7.00		HY17	7,820.				7,820.	7,820.		0.	7,820.
554	VARIOUS IMPROVEMENTS AT THE FARM	06/30/11	150DB	15.00		HY17	25,796.				25,796.	17,418.		1,523.	18,941.
555	POOL WROUGHT IRON GATES	03/31/11	150DB	15.00		HY17	2,790.				2,790.	1,885.		165.	2,050.
556	RESTORATION OF LAGOON BANKS (#9 AND #12)	09/30/11	150DB	15.00		HY17	260,443.				260,443.	175,859.		15,379.	191,238.
557	FORTESSA DINNERWARE	09/30/11	150DB	7.00		HY17	596.				596.	596.		0.	596.
561	6 OMNIPLEX 980 WORKSTATIONS	07/14/11	150DB	5.00		HY17	9,367.				9,367.	9,367.		0.	9,367.

2021 DEPRECIATION AND AMORTIZATION REPORT

OTHER DEPRECIATION

OTHER

Asset No.	Description	Date Acquired	Method	Life	Conv Line No.	Unadjusted Cost Or Basis	Bus % Excl	Section 179 Expense	* Reduction In Basis	Basis For Depreciation	Beginning Accumulated Depreciation	Current Sec 179 Expense	Current Year Deduction	Ending Accumulated Depreciation
563	GATEHOUSE IMPROVEMENTS	12/31/12	150DB	15.00	MC17	15,269.				15,269.	9,071.		902.	9,973.
570	TRAILER	04/30/12	150DB	5.00	MC17	8,400.				8,400.	8,400.		0.	8,400.
572	RANGE CART & CAB	06/30/12	150DB	5.00	MC17	8,171.				8,171.	8,171.		0.	8,171.
573	SCORE CARD HOLDERS	06/30/12	150DB	7.00	MC17	900.				900.	900.		0.	900.
575	HOSHIZAKI ICE MACHINE	07/13/12	150DB	7.00	MC17	5,716.				5,716.	5,716.		0.	5,716.
576	GOLF & OUTDOOT EQMT	12/31/12	150DB	7.00	MC17	2,195.				2,195.	2,195.		0.	2,195.
579	BAG DROP IMPROVEMENT	12/31/12	150DB	7.00	MC17	4,550.				4,550.	4,550.		0.	4,550.
580	GOLF COURSE IMPROVEMENTS	12/31/12	150DB	15.00	MC17	77,345.				77,345.	45,946.		4,567.	50,513.
581	LAGOON BANKS - #12	01/27/12	150DB	15.00	MC17	13,054.				13,054.	8,333.		771.	9,104.
582	LAGOON IMPROVEMENTS (FINAL & RETAINAGE)	03/02/12	150DB	15.00	MC17	18,683.				18,683.	11,926.		1,103.	13,029.
583	LAGOON IMPROVEMENTS	12/31/12	150DB	15.00	MC17	406,658.				406,658.	241,572.		24,013.	265,585.
584	CART SEATS, SAND BOTTLES, CART MODELS 3.0	05/23/12	150DB	7.00	MC17	3,340.				3,340.	3,340.		0.	3,340.
587	SAVIN 920SPF COPIER/FAX/SCANNER	04/26/12	150DB	5.00	MC17	2,242.				2,242.	2,242.		0.	2,242.
588	POOL IMPROVEMENTS	12/31/12	150DB	15.00	MC17	112,454.				112,454.	66,801.		6,640.	73,441.
589	RECREATIONAL PATH STUDY	01/01/12	150DB	7.00	MC17	2,200.				2,200.	2,200.		0.	2,200.
590	ROAD IMPROVEMENTS	12/31/12	150DB	15.00	MC17	197,307.				197,307.	117,209.		11,651.	128,860.
591	DECATUR ONSITE 200 DOLLY SPEED SIGN	07/24/12	150DB	7.00	MC17	4,146.				4,146.	4,146.		0.	4,146.
592	TENNIS SHOP	01/11/12	150DB	7.00	MC17	1,485.				1,485.	1,485.		0.	1,485.

2021 DEPRECIATION AND AMORTIZATION REPORT

OTHER DEPRECIATION

OTHER

Asset No.	Description	Date Acquired	Method	Life	Conv Line No.	Unadjusted Cost Or Basis	Bus % Excl	Section 179 Expense	* Reduction In Basis	Basis For Depreciation	Beginning Accumulated Depreciation	Current Sec 179 Expense	Current Year Deduction	Ending Accumulated Depreciation
593	(D)TENNIS COURTS REVITALIZATION	01/27/12	150DB	15.00	MC17	25,655.				25,655.	16,377.		1,326.	17,703.
597	CLUBHOUSE RENOVATIONS	07/31/13	SL	39.00	MM17	155,643.				155,643.	29,766.		3,991.	33,757.
598	SPRINKLER REPLACEMENT - CLUBHOUSE	07/31/13	SL	39.00	MM17	86,775.				86,775.	16,595.		2,225.	18,820.
602	GOLF PRO SHOP RENOVATIONS	12/31/13	SL	39.00	MM17	26,704.				26,704.	4,824.		685.	5,509.
603	CLUBHOUSE RENOVATIONS	12/31/13	SL	39.00	MM17	5,023,457.				5,023,457.	907,026.		128,807.	1,035,833.
606	POOL FURNITURE	04/30/13	150DB	7.00	MC17	26,333.				26,333.	26,333.		0.	26,333.
607	POOL LANDSCAPING	05/31/13	150DB	15.00	MC17	11,260.				11,260.	6,358.		665.	7,023.
608	TERRACOTA POTS FOR POOL DECK (6)	06/01/13	150DB	7.00	MC17	2,995.				2,995.	2,995.		0.	2,995.
609	FRONT ENTRANCE LANDSCAPING	11/30/13	150DB	15.00	MC17	38,859.				38,859.	20,790.		2,294.	23,084.
610	YAMAHA PIANO (DARIUS RUCKER)	05/31/13	150DB	7.00	MC17	3,284.				3,284.	3,284.		0.	3,284.
612	CABINETS	12/31/13	150DB	7.00	MC17	6,240.				6,240.	6,240.		0.	6,240.
613	FF&E CLUBHOUSE 2013	12/31/13	150DB	7.00	MC17	860,103.				860,103.	860,103.		0.	860,103.
615	BUFFALO BLOWER	06/01/13	150DB	7.00	MC17	7,096.				7,096.	7,096.		0.	7,096.
616	TURF 1 GASOLINE, 9 HP PICKUP	06/01/13	150DB	7.00	MC17	8,244.				8,244.	8,244.		0.	8,244.
617	TURF 2, 11 HP, 2-WH BRAKE	06/01/13	150DB	7.00	MC17	8,743.				8,743.	8,743.		0.	8,743.
618	TURF 2, 11 HP, 2-WH BRAKE	06/01/13	150DB	7.00	MC17	8,743.				8,743.	8,743.		0.	8,743.
619	TURF 2, 11 HP, 2-WH BRAKE	06/01/13	150DB	7.00	MC17	8,743.				8,743.	8,743.		0.	8,743.
620	GOLF COURSE PRACTICE AREA	08/31/13	150DB	15.00	MC17	123,107.				123,107.	67,678.		7,269.	74,947.

2021 DEPRECIATION AND AMORTIZATION REPORT

OTHER DEPRECIATION

OTHER

Asset No.	Description	Date Acquired	Method	Life	Conv Line No.	Unadjusted Cost Or Basis	Bus % Excl	Section 179 Expense	* Reduction In Basis	Basis For Depreciation	Beginning Accumulated Depreciation	Current Sec 179 Expense	Current Year Deduction	Ending Accumulated Depreciation
621	BAG DROP AREA RENOVATION	12/31/13	150DB	15.00	MC17	134,075.				134,075.	71,729.		7,917.	79,646.
622	LANDSCAPE REMEDIATION	12/31/13	150DB	15.00	MC17	85,977.				85,977.	45,997.		5,077.	51,074.
624	CLUBWIDE TELEPHONE SYSTEM	05/31/13	150DB	7.00	MC17	27,559.				27,559.	27,559.		0.	27,559.
625	TECHNOLOGY UPGRADE (POS) & TVS	12/31/13	150DB	5.00	MC17	34,203.				34,203.	34,203.		0.	34,203.
626	PLAYGROUND EQMT.	11/30/13	150DB	15.00	MC17	45,237.				45,237.	24,201.		2,671.	26,872.
627	POOL RENOVATION	08/31/13	150DB	15.00	MC17	2,532.				2,532.	1,392.		150.	1,542.
628	ROOT BARRIER INSTALLATION	12/31/13	150DB	15.00	MC17	164,344.				164,344.	87,922.		9,704.	97,626.
629	LEISURE PATH	12/31/13	150DB	15.00	MC17	5,150.				5,150.	2,756.		304.	3,060.
630	TURF 1 GASOLINE 9HP	11/30/13	150DB	7.00	MC17	8,003.				8,003.	8,003.		0.	8,003.
631	TENNIS SHOP IMPR	12/31/13	150DB	7.00	MC17	9,233.				9,233.	9,233.		0.	9,233.
637	GOLF PRO SHOP RENOVATION 2014	05/31/14	SL	39.00	MM17	7,300.				7,300.	1,239.		187.	1,426.
638	CLUBHOUSE LANDSCAPE ENHANCEMENTS '14	05/31/14	SL	39.00	MM17	42,275.				42,275.	7,182.		1,084.	8,266.
639	LABOR TO INSTALL CARPET	06/30/14	SL	39.00	MM17	1,800.				1,800.	301.		46.	347.
640	LANDSCAPING	06/30/14	SL	39.00	MM17	3,218.				3,218.	543.		83.	626.
641	CLUBHOUSE RENOVATION 2014	06/30/14	SL	39.00	MM17	73,963.				73,963.	12,403.		1,896.	14,299.
642	PANA ROOFING	07/31/14	SL	39.00	MM17	1,980.				1,980.	329.		51.	380.
643	TILE AT WATER FEATURE	09/30/14	SL	39.00	MM17	1,200.				1,200.	195.		31.	226.
644	CLUBHOUSE ELEVATOR 2014	10/31/14	SL	39.00	MM17	55,119.				55,119.	8,772.		1,413.	10,185.

2021 DEPRECIATION AND AMORTIZATION REPORT

OTHER DEPRECIATION

OTHER

Asset No.	Description	Date Acquired	Method	Life	C o n v	Line No.	Unadjusted Cost Or Basis	Bus % Excl	Section 179 Expense	* Reduction In Basis	Basis For Depreciation	Beginning Accumulated Depreciation	Current Sec 179 Expense	Current Year Deduction	Ending Accumulated Depreciation
645	TENNIS CENTER ROOF REPAIRS 2014	10/31/14	SL	39.00	MM	17	3,850.				3,850.	615.		99.	714.
646	CLUBHOUSE ART	05/31/14	150DB	7.00	MC	17	7,451.				7,451.	7,110.		341.	7,451.
647	SECURITY CAMERAS (REPLACED)	10/31/14	150DB	7.00	MC	17	6,170.				6,170.	5,512.		658.	6,170.
648	CLUBHOUSE DOORS & CLOSURES 2014	05/31/14	150DB	7.00	MC	17	9,615.				9,615.	9,174.		441.	9,615.
649	CLUBHOUSE PATIO FURN. (2014 ADDTL)	05/31/14	150DB	7.00	MC	17	2,849.				2,849.	2,718.		131.	2,849.
652	CH KITCHEN EQUIPMENT JULY 2014	07/31/14	150DB	7.00	MC	17	9,186.				9,186.	8,481.		705.	9,186.
653	KITCHEN EQMT. 2014	09/30/14	150DB	7.00	MC	17	12,346.				12,346.	11,399.		947.	12,346.
654	CH ACCESSORIES, ART, ETC. FOR RENO	12/31/14	150DB	7.00	MC	17	74,971.				74,971.	66,979.		7,992.	74,971.
655	CH ACCESSORIES	12/31/14	150DB	7.00	MC	17	5,247.				5,247.	4,687.		560.	5,247.
656	RANGE SLED & FOLDING BAG STAND	05/31/14	150DB	7.00	MC	17	2,445.				2,445.	2,333.		112.	2,445.
658	DIVOT MIX AND WASTE CONTAINERS	07/31/14	150DB	7.00	MC	17	5,755.				5,755.	5,313.		442.	5,755.
659	SHIPPING & HANDLING ON EQMT.	07/31/14	150DB	7.00	MC	17	912.				912.	842.		70.	912.
660	DIVOT MIX & WASTE CONTAINERS (2 OF 2)	09/30/14	150DB	7.00	MC	17	5,755.				5,755.	5,313.		442.	5,755.
661	FLIGHTSCOPE	10/31/14	150DB	7.00	MC	17	9,042.				9,042.	8,078.		964.	9,042.
662	CARRYALL 500 GAS (3 UNITS)	12/31/14	150DB	7.00	MC	17	25,853.				25,853.	23,097.		2,756.	25,853.
663	WORKMAN HDX GAS 2WD	12/31/14	150DB	7.00	MC	17	21,027.				21,027.	18,786.		2,241.	21,027.
664	WORKMAN HDX GAS 2WD	12/31/14	150DB	7.00	MC	17	21,027.				21,027.	18,786.		2,241.	21,027.
665	WORKMAN HDX GAS 2WD	12/31/14	150DB	7.00	MC	17	22,553.				22,553.	20,149.		2,404.	22,553.

2021 DEPRECIATION AND AMORTIZATION REPORT

OTHER DEPRECIATION

OTHER

Asset No.	Description	Date Acquired	Method	Life	Conv	Line No.	Unadjusted Cost Or Basis	Bus % Excl	Section 179 Expense	* Reduction In Basis	Basis For Depreciation	Beginning Accumulated Depreciation	Current Sec 179 Expense	Current Year Deduction	Ending Accumulated Depreciation
666	WORKMAN HDX GAS 2WD	12/31/14	150DB	7.00		MC17	21,027.				21,027.	18,786.		2,241.	21,027.
667	CARRYALL 500 GAS	12/31/14	150DB	7.00		MC17	25,853.				25,853.	23,097.		2,756.	25,853.
668	COMFORT STATION 2014	05/31/14	150DB	7.00		MC17	19,782.				19,782.	18,875.		907.	19,782.
669	HOSHIZAKI ICE MACHINE @ COMFORT STA.	05/31/14	150DB	7.00		MC17	5,629.				5,629.	5,371.		258.	5,629.
670	REVITALIZATION SURVEY & CONSULT-GC	05/31/14	150DB	15.00		MC17	9,700.				9,700.	4,904.		573.	5,477.
671	WORK ON TEES 8/14	08/31/14	150DB	15.00		MC17	10,000.				10,000.	4,907.		590.	5,497.
672	WORK ON PUTTING GREED 08/14	08/31/14	150DB	15.00		MC17	21,071.				21,071.	10,340.		1,244.	11,584.
673	BERMUDA & ZOYSIA GRASS	08/31/14	150DB	15.00		MC17	1,189.				1,189.	583.		70.	653.
674	LANDSCAPE REMEDIATION 2014	12/31/14	150DB	15.00		MC17	138,210.				138,210.	65,780.		8,161.	73,941.
675	LAGOON ENGINEERING STUDY 2014	12/31/14	150DB	15.00		MC17	3,400.				3,400.	1,618.		201.	1,819.
676	WORK ON FRONT ENTRANCE 08/14	08/31/14	SL	39.00		MM17	3,222.				3,222.	529.		83.	612.
677	KAYAKS	06/30/14	150DB	7.00		MC17	2,403.				2,403.	2,293.		110.	2,403.
678	TECHNOLOGY UPDATE 2014	05/31/14	150DB	5.00		MC17	4,937.				4,937.	4,937.		0.	4,937.
679	PRINTER REPAIRS 2014	12/31/14	150DB	5.00		MC17	3,819.				3,819.	3,819.		0.	3,819.
680	(D)DELL OPTIPLEX	12/31/14	150DB	5.00		MC17	1,659.				1,659.	1,659.		0.	1,659.
681	LONG COVE POOLHOUSE RENOVATION STUDY	08/31/14	SL	39.00		MM17	20,575.				20,575.	3,366.		528.	3,894.
682	POOLHOUSE RENOVATION STUDY 2014	09/30/14	SL	39.00		MM17	1,115.				1,115.	182.		29.	211.
683	CLUBHOUSE ADDITIONAL PARKING (1 OF 2)	09/30/14	150DB	15.00		MC17	146,678.				146,678.	71,976.		8,661.	80,637.

2021 DEPRECIATION AND AMORTIZATION REPORT

OTHER DEPRECIATION

OTHER

Asset No.	Description	Date Acquired	Method	Life	Conv Line No.	Unadjusted Cost Or Basis	Bus % Excl	Section 179 Expense	* Reduction In Basis	Basis For Depreciation	Beginning Accumulated Depreciation	Current Sec 179 Expense	Current Year Deduction	Ending Accumulated Depreciation
684	CLUBHOUSE ADDITIONAL PARKING (2 OF 2)	09/30/14	150DB	15.00	MC17	46,283.				46,283.	22,712.		2,733.	25,445.
685	ROADS REPAIR & MAINTENANCE 2014	12/31/14	150DB	15.00	MC17	472,602.				472,602.	224,931.		27,907.	252,838.
686	2 DEFIBRILATORS (LIFEPAK CR + AED)	08/31/14	150DB	7.00	MC17	3,650.				3,650.	3,370.		280.	3,650.
687	SECURITY PC FOR CAMERAS	09/30/14	150DB	7.00	MC17	901.				901.	832.		69.	901.
688	TENNIS SHOP WORK 2014	05/31/14	150DB	7.00	MC17	3,675.				3,675.	3,507.		168.	3,675.
689	(D)TENNIS COURT RESURFACING 2014	05/31/14	150DB	15.00	MC17	20,000.				20,000.	10,110.		1,033.	11,143.
690	TENNIS COURTS REFIT 2014	05/31/14	150DB	7.00	MC17	921.				921.	879.		42.	921.
691	BALANCE DUE ON ELEVATOR IN CH	05/31/15	SL	39.00	MM17	5,860.				5,860.	844.		150.	994.
692	TENNIS HVAC UNIT - 2015	05/31/15	SL	39.00	MM17	4,478.				4,478.	647.		115.	762.
693	PRO SHOP RENOVATION 2015	07/09/15	SL	39.00	MM17	9,904.				9,904.	1,386.		254.	1,640.
694	CLUBHOUSE RAILINGS	07/31/15	SL	39.00	MM17	7,070.				7,070.	988.		181.	1,169.
695	CLUBHOUSE ELEVATOR - 2015	07/31/15	SL	39.00	MM17	965.				965.	136.		25.	161.
696	TENNIS BUILDING PAINT	12/30/15	SL	39.00	MM17	3,500.				3,500.	454.		90.	544.
697	SOUS VIDE WATER BATH COOKING SYSTEM	03/31/15	150DB	7.00	HY17	973.				973.	794.		119.	913.
698	HALO HEAT SLO COOKER & HOLD OVEN	04/30/15	150DB	7.00	HY17	9,147.				9,147.	7,466.		1,121.	8,587.
699	DANCE FLOOR - CLUBHOUSE	04/30/15	150DB	7.00	HY17	6,824.				6,824.	5,571.		835.	6,406.
700	SOUND SYSTEM - PREFUNCTION AREA	06/30/15	150DB	7.00	HY17	1,000.				1,000.	816.		123.	939.
704	HOLE IN ONE PLAQUE	06/30/15	150DB	7.00	HY17	4,500.				4,500.	3,673.		551.	4,224.

2021 DEPRECIATION AND AMORTIZATION REPORT

OTHER DEPRECIATION

OTHER

Asset No.	Description	Date Acquired	Method	Life	Conv	Line No.	Unadjusted Cost Or Basis	Bus % Excl	Section 179 Expense	* Reduction In Basis	Basis For Depreciation	Beginning Accumulated Depreciation	Current Sec 179 Expense	Current Year Deduction	Ending Accumulated Depreciation
707	WORKMAN HDX	03/31/15	150DB	7.00		HY17	6,890.				6,890.	5,624.		844.	6,468.
708	WALKING CARTS 2015	07/01/15	150DB	7.00		HY17	1,780.				1,780.	1,453.		218.	1,671.
710	MH 400 REPLACEMENT	09/30/15	150DB	7.00		HY17	35,745.				35,745.	29,177.		4,379.	33,556.
711	AIR COMPRESSOR	09/30/15	150DB	7.00		HY17	2,883.				2,883.	2,353.		353.	2,706.
713	KUBOTA TRACTOR	09/30/15	150DB	7.00		HY17	21,836.				21,836.	17,824.		2,675.	20,499.
714	WALKING CARTS2 2015	09/30/15	150DB	7.00		HY17	500.				500.	408.		61.	469.
716	SIMONEAUX ELECT	07/30/15	150DB	15.00		HY17	1,230.				1,230.	541.		73.	614.
717	PRACTICE RANGE ELECTRIC	07/30/15	150DB	15.00		HY17	5,400.				5,400.	2,372.		319.	2,691.
718	BOBBY WEED GOLF DESIGN	08/21/15	150DB	15.00		HY17	401.				401.	176.		24.	200.
719	WITMER JONES KEEFER CONSULT	08/25/15	150DB	15.00		HY17	1,311.				1,311.	577.		77.	654.
720	ELECTRIC TO RANGE	08/31/15	150DB	15.00		HY17	425.				425.	187.		25.	212.
721	CURBING AT RANGE	08/31/15	150DB	15.00		HY17	3,200.				3,200.	1,405.		189.	1,594.
723	PUMP HOUSE RENOVATION	09/30/15	150DB	15.00		HY17	9,680.				9,680.	4,250.		572.	4,822.
724	(D)GOLF RANGE EQUIPMENT	10/31/15	150DB	15.00		HY17	7,369.				7,369.	3,235.		218.	3,453.
725	BOBBY WEED GOLF DESIGN	11/20/15	150DB	15.00		HY17	11,519.				11,519.	5,057.		680.	5,737.
726	(D)LAGOON ENGINEERING STUDY	09/30/15	150DB	15.00		HY17	25,029.				25,029.	10,989.		739.	11,728.
727	LANDSCAPE REMEDIATION 2015	12/31/15	150DB	15.00		HY17	38,170.				38,170.	16,758.		2,254.	19,012.
728	TIME CLOCKS (CH,GOLF MNT,CART BARN)	03/31/15	150DB	5.00		HY17	6,000.				6,000.	6,000.		0.	6,000.

2021 DEPRECIATION AND AMORTIZATION REPORT

OTHER DEPRECIATION

OTHER

Asset No.	Description	Date Acquired	Method	Life	Conv	Line No.	Unadjusted Cost Or Basis	Bus % Excl	Section 179 Expense	* Reduction In Basis	Basis For Depreciation	Beginning Accumulated Depreciation	Current Sec 179 Expense	Current Year Deduction	Ending Accumulated Depreciation
729	(D)DELL OPTIPLEX 3020 (KRIS L.)	03/31/15	150DB	5.00		HY17	689.				689.	689.		0.	689.
730	(D)DELL OPTIPLEX 3020	03/31/15	150DB	5.00		HY17	689.				689.	689.		0.	689.
731	(D)DELL OPTIPLEX 3020 (PRO SHOP)	03/31/15	150DB	5.00		HY17	689.				689.	689.		0.	689.
732	CHEFTEC PLUS SOFTWARE	05/31/15	150DB	3.00		HY17	3,525.				3,525.	3,525.		0.	3,525.
733	ARB COMPUTER/MONITOR	06/30/15	150DB	5.00		HY17	1,747.				1,747.	1,747.		0.	1,747.
734	CHEFTEC INTERFACE	06/30/15	150DB	5.00		HY17	2,650.				2,650.	2,650.		0.	2,650.
735	(D)DELL OPTIPLEX & EASTHSCAPES SOFTWARE	12/30/15	150DB	3.00		HY17	2,212.				2,212.	2,212.		0.	2,212.
736	BASKETBALL HOOP	09/30/15	150DB	15.00		HY17	2,956.				2,956.	1,298.		175.	1,473.
737	BASKETBALL COURT	11/06/15	150DB	15.00		HY17	17,907.				17,907.	7,862.		1,057.	8,919.
738	POOL RESURFACE - DECKING	07/31/15	SL	39.00		16	4,400.				4,400.	612.		113.	725.
739	POOL RESURFACE	12/10/15	SL	39.00		MM17	13,450.				13,450.	1,739.		345.	2,084.
740	ROAD WORK 2015 (ACCRUED 12/31/14)	03/31/15	150DB	15.00		HY17	29,987.				29,987.	13,166.		1,771.	14,937.
741	ADMIN / TENNIS PARKING LOT RESURFACE	08/21/15	150DB	15.00		HY17	15,199.				15,199.	6,674.		897.	7,571.
742	LAGOON RESTORATION 2015	12/30/15	150DB	15.00		HY17	14,457.				14,457.	6,347.		854.	7,201.
748	ADMIN RENOVATION	09/30/16	SL	39.00		MM17	15,783.				15,783.	1,738.		405.	2,143.
749	CLUBHOUSE RAILING	11/30/16	SL	39.00		MM17	1,200.				1,200.	128.		31.	159.
750	RADIO REPLACEMENT - GOLF MAINTENANCE	03/31/16	200DB	7.00		HY17	16,079.				16,079.	12,492.		1,435.	13,927.
751	KRYOVAC	06/30/16	200DB	7.00		HY17	2,279.				2,279.	1,771.		203.	1,974.

2021 DEPRECIATION AND AMORTIZATION REPORT

OTHER DEPRECIATION

OTHER

Asset No.	Description	Date Acquired	Method	Life	Conv	Line No.	Unadjusted Cost Or Basis	Bus % Excl	Section 179 Expense	* Reduction In Basis	Basis For Depreciation	Beginning Accumulated Depreciation	Current Sec 179 Expense	Current Year Deduction	Ending Accumulated Depreciation
753	GRILLE	06/30/16	200DB	7.00		HY17	5,315.				5,315.	4,129.		474.	4,603.
754	REACH IN FREEZER	09/30/16	200DB	7.00		HY17	10,428.				10,428.	8,102.		930.	9,032.
756	BLENDERS	10/31/16	200DB	7.00		HY17	1,153.				1,153.	896.		103.	999.
757	CLUBHOUSE PODIUM	11/30/16	200DB	7.00		HY17	2,359.				2,359.	1,833.		210.	2,043.
758	WATER COOLER	09/30/16	200DB	7.00		HY17	2,371.				2,371.	1,842.		212.	2,054.
759	FOLEY REEL GRINDER	12/31/16	200DB	7.00		HY17	41,070.				41,070.	31,906.		3,666.	35,572.
760	FOLEY BED-KNIFE GRINDER	12/31/16	200DB	7.00		HY17	17,750.				17,750.	13,790.		1,584.	15,374.
761	BALL WASHER	09/30/16	200DB	7.00		HY17	1,990.				1,990.	1,546.		178.	1,724.
762	GOLF COURSE REVITALIZATION 2016	12/31/16	150DB	15.00		HY17	40,393.				40,393.	15,216.		2,518.	17,734.
763	GOLF COURSE REDESIGN	12/31/16	150DB	15.00		HY17	56,927.				56,927.	21,445.		3,548.	24,993.
764	(D)LAGOON ENGINEERING STUDY 2016	12/31/16	150DB	15.00		HY17	16,198.				16,198.	6,102.		505.	6,607.
765	JETSKI DOCKS	03/31/16	150DB	15.00		HY17	16,500.				16,500.	6,217.		1,028.	7,245.
766	KAYAKS	06/30/16	200DB	7.00		HY17	5,000.				5,000.	3,885.		446.	4,331.
767	FAST ATTACK FIRE PUMP	10/31/16	200DB	7.00		HY17	3,318.				3,318.	2,578.		296.	2,874.
768	SECURITY PC AND MONITOR	06/30/16	200DB	5.00		HY17	947.				947.	893.		54.	947.
769	ADMIN PROJECTOR	06/30/16	200DB	7.00		HY17	3,402.				3,402.	2,643.		304.	2,947.
770	PC REPLACEMENT (LINDSAY)	06/30/16	200DB	5.00		HY17	1,698.				1,698.	1,600.		98.	1,698.
771	TENNIS CHIT PRINTER	06/30/16	200DB	5.00		HY17	1,132.				1,132.	1,067.		65.	1,132.

2021 DEPRECIATION AND AMORTIZATION REPORT

OTHER DEPRECIATION

OTHER

Asset No.	Description	Date Acquired	Method	Life	C o n v	Line No.	Unadjusted Cost Or Basis	Bus % Excl	Section 179 Expense	* Reduction In Basis	Basis For Depreciation	Beginning Accumulated Depreciation	Current Sec 179 Expense	Current Year Deduction	Ending Accumulated Depreciation
772	BACKUP SERVER	07/31/16	200DB	5.00		HY17	2,100.				2,100.	1,979.		121.	2,100.
773	PC REPLACEMENT - GOLF	07/31/16	200DB	5.00		HY17	847.				847.	798.		49.	847.
774	POOL HOUSE RESTROOMS AND BOOK ROOM	06/30/16	150DB	15.00		HY17	46,449.				46,449.	17,498.		2,895.	20,393.
775	POOL REPLASTER	06/30/16	150DB	15.00		HY17	42,673.				42,673.	16,076.		2,660.	18,736.
776	2016 ROADS	08/31/16	150DB	15.00		HY17	377,210.				377,210.	142,097.		23,511.	165,608.
777	TENNIS COURTS FENCE AND LIGHTS	06/30/16	150DB	15.00		HY17	60,626.				60,626.	22,839.		3,779.	26,618.
778	PICKLEBALL COURTS	12/31/16	150DB	15.00		HY17	25,753.				25,753.	9,702.		1,605.	11,307.
784	CLUBHOUSE BASEMENT CARPETING	01/31/17	200DB	5.00		MC17	2,731.				2,731.	2,393.		300.	2,693.
785	PICKLEBALL COURTS	03/31/17	150DB	15.00		MC17	7,200.				7,200.	2,410.		479.	2,889.
786	HVAC - ADMINISTRATION BUILDING	03/31/17	SL	39.00		MM17	4,474.				4,474.	436.		115.	551.
787	(D)SNACK SHOP ICE MACHINE	04/30/17	200DB	7.00		MC17	5,594.				5,594.	3,920.		434.	4,354.
788	DELL NOTEBOOK - CHRISTY	06/30/17	200DB	5.00		MC17	1,241.				1,241.	1,047.		141.	1,188.
789	DELL NOTEBOOK - MATT	06/30/17	200DB	5.00		MC17	2,220.				2,220.	1,873.		252.	2,125.
790	DELL OPTI 3040 - LEE	06/30/17	200DB	5.00		MC17	1,166.				1,166.	984.		132.	1,116.
791	DELL OPTI 3040 - BEN	06/30/17	200DB	5.00		MC17	1,154.				1,154.	974.		131.	1,105.
792	DELL OPTI 3040 - ROB	06/30/17	200DB	5.00		MC17	1,154.				1,154.	974.		131.	1,105.
793	DOCK REPAIRS	06/30/17	150DB	15.00		MC17	10,500.				10,500.	3,323.		718.	4,041.
794	CABINETS	06/30/17	200DB	7.00		MC17	3,754.				3,754.	2,630.		333.	2,963.

2021 DEPRECIATION AND AMORTIZATION REPORT

OTHER DEPRECIATION

OTHER

Asset No.	Description	Date Acquired	Method	Life	Conv Line No.	Unadjusted Cost Or Basis	Bus % Excl	Section 179 Expense	* Reduction In Basis	Basis For Depreciation	Beginning Accumulated Depreciation	Current Sec 179 Expense	Current Year Deduction	Ending Accumulated Depreciation
795	(D)WASHING MACHINES - CLUBHOUSE	06/30/17	200DB	7.00	MC17	969.				969.	679.		75.	754.
796	ADMIN RENOVATION - RUGS	06/30/17	200DB	5.00	MC17	1,784.				1,784.	1,505.		203.	1,708.
797	HVAC - ADMINISTRATION BUILDING	06/30/17	SL	39.00	MM17	4,321.				4,321.	393.		111.	504.
798	SECURITY CAMERA ADDITIONS AND UPGRADES	07/31/17	200DB	7.00	MC17	7,489.				7,489.	5,053.		696.	5,749.
799	CLUBHOUSE WINDOW REPLACEMENT	07/31/17	SL	39.00	MM17	6,194.				6,194.	550.		159.	709.
800	HVAC - GOLF SHOP	07/31/17	SL	39.00	MM17	8,844.				8,844.	785.		227.	1,012.
801	CHINA GLASS AND SILVER	08/31/17	200DB	7.00	MC17	10,499.				10,499.	7,083.		976.	8,059.
802	DELL OPTIPLEX 3040 - BOB	09/30/17	200DB	5.00	MC17	1,198.				1,198.	978.		135.	1,113.
803	SALAMANDER BROILER	09/30/17	200DB	7.00	MC17	2,101.				2,101.	1,417.		195.	1,612.
804	BOATS	09/30/17	200DB	5.00	MC17	10,999.				10,999.	8,980.		1,242.	10,222.
805	TENNIS - HM	12/31/17	150DB	15.00	MC17	29,203.				29,203.	8,180.		2,102.	10,282.
806	SPEED DISPLAY SIGN	12/31/17	150DB	15.00	MC17	2,839.				2,839.	795.		204.	999.
807	SECURITY VEHICLE #2	12/31/17	200DB	5.00	MC17	23,431.				23,431.	18,623.		2,564.	21,187.
808	GATEHOUSE - HM	12/31/17	SL	39.00	MM17	23,022.				23,022.	1,795.		590.	2,385.
809	SECURITY VEHICLE #1	12/31/17	200DB	5.00	MC17	23,431.				23,431.	18,623.		2,564.	21,187.
810	PRINTER - LC	12/31/17	200DB	5.00	MC17	477.				477.	379.		52.	431.
811	SERVER	12/31/17	200DB	5.00	MC17	873.				873.	694.		95.	789.
812	DESKTOP PC - ASHLEY	12/31/17	200DB	5.00	MC17	1,315.				1,315.	1,046.		143.	1,189.

2021 DEPRECIATION AND AMORTIZATION REPORT

OTHER DEPRECIATION

OTHER

Asset No.	Description	Date Acquired	Method	Life	Conv	Line No.	Unadjusted Cost Or Basis	Bus % Excl	Section 179 Expense	* Reduction In Basis	Basis For Depreciation	Beginning Accumulated Depreciation	Current Sec 179 Expense	Current Year Deduction	Ending Accumulated Depreciation
813	DESKTOP PC - TENNIS	12/31/17	200DB	5.00	MC	17	1,138.				1,138.	905.		124.	1,029.
814	CLOUD MANAGED SECURITY APPLIANCE	12/31/17	200DB	5.00	MC	17	4,865.				4,865.	3,867.		532.	4,399.
815	PWC DOCKS	12/31/17	150DB	15.00	MC	17	24,750.				24,750.	6,933.		1,782.	8,715.
816	PERIMETER FENCING - HM	12/31/17	150DB	15.00	MC	17	3,280.				3,280.	919.		236.	1,155.
817	REMEDIATION - HM	12/31/17	150DB	15.00	MC	17	429,103.				429,103.	120,198.		30,891.	151,089.
818	LAGOON ENGINEERING STUDY	12/31/17	150DB	15.00	MC	17	9,125.				9,125.	2,556.		657.	3,213.
819	GOLF COURSE - HM	12/31/17	150DB	15.00	MC	17	206,242.				206,242.	57,771.		14,847.	72,618.
820	TIRES - DUMP TRUCK	12/31/17	200DB	5.00	MC	17	911.				911.	724.		100.	824.
821	TRUCK BED FABRICATE AND SPRAY	12/31/17	200DB	5.00	MC	17	6,315.				6,315.	5,020.		691.	5,711.
822	KUBOTA TRACTOR	12/31/17	200DB	3.00	MC	17	24,910.				24,910.	24,910.		0.	24,910.
823	SPREADER	12/31/17	200DB	7.00	MC	17	4,553.				4,553.	2,953.		457.	3,410.
824	SNACK BAR CABINETS	12/31/17	200DB	7.00	MC	17	1,970.				1,970.	1,278.		198.	1,476.
825	AREA RUG	12/31/17	200DB	7.00	MC	17	3,472.				3,472.	2,252.		349.	2,601.
826	CHRISTMAS DECORATIONS	12/31/17	200DB	7.00	MC	17	9,967.				9,967.	6,464.		1,001.	7,465.
827	PRESSURE WASHER AND TRAILER	12/31/17	200DB	5.00	MC	17	11,837.				11,837.	9,408.		1,295.	10,703.
828	NEW PATIO FURNITURE	12/31/17	200DB	7.00	MC	17	5,870.				5,870.	3,807.		589.	4,396.
829	ADMIN. RENOVATION	12/31/17	200DB	5.00	MC	17	182.				182.	145.		20.	165.
830	CLUBHOUSE - HM	12/31/17	SL	39.00	MM	17	539,348.				539,348.	42,063.		13,829.	55,892.

2021 DEPRECIATION AND AMORTIZATION REPORT

OTHER DEPRECIATION

OTHER

Asset No.	Description	Date Acquired	Method	Life	C o n v	Line No.	Unadjusted Cost Or Basis	Bus % Excl	Section 179 Expense	* Reduction In Basis	Basis For Depreciation	Beginning Accumulated Depreciation	Current Sec 179 Expense	Current Year Deduction	Ending Accumulated Depreciation
831	FIRE PIT	12/31/17	SL	39.00	MM	17	14,275.				14,275.	1,113.		366.	1,479.
837	CLUBHOUSE RAIN GUTTERS	12/31/18	SL	39.00	MM	17	2,343.				2,343.	123.		60.	183.
838	CLUBHOUSE RAILINGS	12/31/18	SL	39.00	MM	17	8,340.				8,340.	437.		214.	651.
839	AUDIO MATRIX	12/31/18	200DB	5.00	HY	17	3,191.				3,191.	2,272.		368.	2,640.
840	HOSTESS STATION LAPTOP	12/31/18	200DB	5.00	HY	17	1,879.				1,879.	1,338.		216.	1,554.
841	PROJECTOR UPGRADES	12/31/18	200DB	5.00	HY	17	1,612.				1,612.	1,148.		186.	1,334.
842	CHINA GLASS AND SILVER	12/31/18	200DB	7.00	HY	17	6,157.				6,157.	3,465.		769.	4,234.
843	GOLF COURSE RE-DESIGN 2018	12/31/18	SL	39.00	MM	17	2,520,169.				2,520,169.	131,933.		64,620.	196,553.
844	LANDSCAPE REMEDIATION #6 AND #7	12/31/18	SL	39.00	MM	17	9,070.				9,070.	476.		233.	709.
845	ROADS 2018	12/31/18	SL	39.00	MM	17	270,902.				270,902.	14,181.		6,946.	21,127.
846	WATER FOUNTAINS	12/31/18	SL	39.00	MM	17	3,638.				3,638.	190.		93.	283.
847	CAPITAL RESERVE STUDY	10/31/18	SL	39.00	MM	17	13,987.				13,987.	793.		359.	1,152.
848	PRO SHOP RENOVATION	10/31/18	SL	39.00	MM	17	6,663.				6,663.	378.		171.	549.
849	#16 RESTROOM	10/31/18	SL	39.00	MM	17	2,744.				2,744.	155.		70.	225.
850	GRILL ROOM SKYLIGHTS	10/31/18	SL	39.00	MM	17	3,038.				3,038.	172.		78.	250.
851	GRILL ROOM PAINTING	10/31/18	SL	39.00	MM	17	648.				648.	38.		17.	55.
852	LADIES LOCKER ROOM COMPRESSOR	10/31/18	SL	39.00	MM	17	3,158.				3,158.	179.		81.	260.
853	PRO LANDSCAPE SOFTWARE UPGRADE	10/31/18	200DB	5.00	HY	17	915.				915.	652.		105.	757.

2021 DEPRECIATION AND AMORTIZATION REPORT

OTHER DEPRECIATION

OTHER

Asset No.	Description	Date Acquired	Method	Life	Conv	Line No.	Unadjusted Cost Or Basis	Bus % Excl	Section 179 Expense	* Reduction In Basis	Basis For Depreciation	Beginning Accumulated Depreciation	Current Sec 179 Expense	Current Year Deduction	Ending Accumulated Depreciation
854	CLUBHOUSE PATIO FURNITURE SANDBLAST	10/31/18	200DB	7.00		HY17	4,186.				4,186.	2,355.		523.	2,878.
855	CLUBHOUSE CHAIR CUSHIONS	10/31/18	200DB	7.00		HY17	1,860.				1,860.	1,046.		233.	1,279.
856	CLUBHOUSE MAIN STAIRCASE CARPET RUN	10/31/18	200DB	7.00		HY17	2,226.				2,226.	1,252.		278.	1,530.
857	SPEED QUEEN DRYER	10/31/18	200DB	5.00		HY17	902.				902.	642.		104.	746.
858	GOLF COURSE WATER COOLERS	10/31/18	200DB	5.00		HY17	12,656.				12,656.	9,011.		1,458.	10,469.
859	LAGOON FOUNTAINS REPAIRS	10/31/18	SL	39.00		MM17	2,785.				2,785.	157.		71.	228.
860	(D)LAGOON ENGINEERING STUDY 2018	10/31/18	SL	39.00		MM17	51,268.				51,268.	2,904.		1,260.	4,164.
861	PRO SHOP FIXTURES	10/31/18	200DB	7.00		HY17	8,381.				8,381.	4,716.		1,047.	5,763.
862	ROOF - TEACHING CENTER	09/30/18	SL	39.00		MM17	3,820.				3,820.	225.		98.	323.
863	LAND SURVEY - PLAYGROUND/FARM AREA	09/30/18	200DB	5.00		HY17	6,300.				6,300.	4,486.		726.	5,212.
864	WALKING CARTS	09/30/18	200DB	5.00		HY17	2,340.				2,340.	1,666.		270.	1,936.
865	CLUBHOUSE PARKING LOT	09/30/18	SL	39.00		MM17	141,288.				141,288.	8,303.		3,623.	11,926.
866	PICKLEBALL COURTS 2018	09/30/18	SL	39.00		MM17	204,032.				204,032.	11,990.		5,232.	17,222.
867	#6 RESTROOM	08/31/18	SL	39.00		MM17	8,773.				8,773.	534.		225.	759.
868	LCC REALTY OFFICE SPACE	08/31/18	SL	39.00		MM17	40,000.				40,000.	2,437.		1,026.	3,463.
869	COMPUTER MONITOR - SECURITY	08/31/18	200DB	5.00		HY17	233.				233.	166.		27.	193.
870	SOLSTICE FRYER SYSTEM	08/31/18	200DB	5.00		HY17	16,114.				16,114.	11,473.		1,856.	13,329.
871	ICE MAKER #1	08/31/18	200DB	5.00		HY17	7,488.				7,488.	5,332.		862.	6,194.

2021 DEPRECIATION AND AMORTIZATION REPORT

OTHER DEPRECIATION

OTHER

Asset No.	Description	Date Acquired	Method	Life	Conv	Line No.	Unadjusted Cost Or Basis	Bus % Excl	Section 179 Expense	* Reduction In Basis	Basis For Depreciation	Beginning Accumulated Depreciation	Current Sec 179 Expense	Current Year Deduction	Ending Accumulated Depreciation
872	ICE MAKER #2	08/31/18	200DB	5.00		HY17	7,488.				7,488.	5,332.		862.	6,194.
873	ICE MAKER #3	08/31/18	200DB	5.00		HY17	7,488.				7,488.	5,332.		862.	6,194.
874	WORKMAN GTX #4	08/31/18	200DB	5.00		HY17	7,417.				7,417.	5,281.		854.	6,135.
875	WORKMAN GTX #1	08/31/18	200DB	5.00		HY17	9,808.				9,808.	6,983.		1,130.	8,113.
876	WORKMAN MDX CARRYALL	08/31/18	200DB	5.00		HY17	10,735.				10,735.	7,643.		1,237.	8,880.
877	WORKMAN GTX #3	08/31/18	200DB	5.00		HY17	7,417.				7,417.	5,281.		854.	6,135.
878	WORKMAN GTX #2	08/31/18	200DB	5.00		HY17	7,417.				7,417.	5,281.		854.	6,135.
879	WORKMAN GTX #5	08/31/18	200DB	5.00		HY17	6,579.				6,579.	4,684.		758.	5,442.
880	PICKER	08/31/18	200DB	5.00		HY17	1,895.				1,895.	1,349.		218.	1,567.
881	AGRIMETAL BLOWER	08/31/18	200DB	5.00		HY17	7,150.				7,150.	5,091.		824.	5,915.
882	CLUBHOUSE PHONE	08/31/18	200DB	7.00		HY17	1,954.				1,954.	1,100.		244.	1,344.
883	CART BARN	07/31/18	SL	39.00		MM17	1,927.				1,927.	120.		49.	169.
884	DOG WATERING STATION	07/31/18	200DB	5.00		HY17	2,295.				2,295.	1,634.		264.	1,898.
885	GRASS AREA NEXT TO CLUBHOUSE	07/31/18	SL	39.00		MM17	26,808.				26,808.	1,689.		687.	2,376.
886	(D)POOL CHLORINATOR	06/30/18	200DB	5.00		HY17	6,644.				6,644.	4,731.		383.	5,114.
887	PUMP HOUSE AC UNIT	06/30/18	200DB	5.00		HY17	36,005.				36,005.	25,636.		4,148.	29,784.
888	CHINA GLASS AND SILVER	05/31/18	200DB	7.00		HY17	949.				949.	534.		119.	653.
889	LIGHTNING DETECTION SYSTEM	05/31/18	200DB	5.00		HY17	2,256.				2,256.	1,606.		260.	1,866.

2021 DEPRECIATION AND AMORTIZATION REPORT

OTHER DEPRECIATION

OTHER

Asset No.	Description	Date Acquired	Method	Life	C o n v	Line No.	Unadjusted Cost Or Basis	Bus % Excl	Section 179 Expense	* Reduction In Basis	Basis For Depreciation	Beginning Accumulated Depreciation	Current Sec 179 Expense	Current Year Deduction	Ending Accumulated Depreciation
890	AED	05/31/18	200DB	5.00		HY17	3,962.				3,962.	2,821.		456.	3,277.
891	FORD F150 - HAROLD	04/30/18	200DB	5.00		HY17	30,141.				30,141.	21,460.		3,472.	24,932.
892	FORD F150 - ASHLEY	04/30/18	200DB	5.00		HY17	27,410.				27,410.	19,516.		3,158.	22,674.
893	CHRISTMAS DECORATIONS	04/30/18	200DB	7.00		HY17	11,185.				11,185.	6,294.		1,397.	7,691.
894	LAPTOP - GOLF OUTSIDE ACCESS	04/30/18	200DB	5.00		HY17	3,631.				3,631.	2,585.		418.	3,003.
895	BOOM LIFT	04/30/18	200DB	5.00		HY17	31,305.				31,305.	22,289.		3,606.	25,895.
896	DELL OPTIPLEX 3050 - WILLIE	04/30/18	200DB	5.00		HY17	893.				893.	636.		103.	739.
897	DELL OPTIPLEX 3050 - LEON	04/30/18	200DB	5.00		HY17	1,008.				1,008.	718.		116.	834.
898	TENNIS IRRIGATION	04/30/18	SL	39.00		MM17	3,167.				3,167.	219.		81.	300.
899	FIREWALL	03/31/18	200DB	5.00		HY17	704.				704.	501.		81.	582.
900	BALL MACHINE	03/31/18	200DB	5.00		HY17	6,147.				6,147.	4,377.		708.	5,085.
901	UPS BATTERY	06/30/19	200DB	5.00		MC17	1,335.				1,335.	734.		240.	974.
902	COMPUTER AND PRINTER - GM	06/30/19	200DB	5.00		MC17	3,272.				3,272.	1,800.		589.	2,389.
903	CLUBHOUSE DESKTOP	06/30/19	200DB	5.00		MC17	968.				968.	532.		174.	706.
904	SERVER	06/30/19	200DB	5.00		MC17	24,374.				24,374.	13,406.		4,387.	17,793.
905	ADMIN ROOF	06/30/19	SL	39.00		MM17	19,616.				19,616.	775.		503.	1,278.
906	HVAC - GATEHOUSE	08/31/19	SL	39.00		MM17	4,812.				4,812.	169.		123.	292.
907	CLUBHOUSE WINDOW REPLACEMENT	08/31/19	SL	39.00		MM17	9,834.				9,834.	347.		252.	599.

2021 DEPRECIATION AND AMORTIZATION REPORT

OTHER DEPRECIATION

OTHER

Asset No.	Description	Date Acquired	Method	Life	Conv	Line No.	Unadjusted Cost Or Basis	Bus % Excl	Section 179 Expense	* Reduction In Basis	Basis For Depreciation	Beginning Accumulated Depreciation	Current Sec 179 Expense	Current Year Deduction	Ending Accumulated Depreciation
908	CLUBHOUSE LIFT	12/31/19	150DB	15.00	MC	17	10,873.				10,873.	1,210.		966.	2,176.
909	WORKMAN HDX 2WD	06/30/19	200DB	7.00	MC	17	8,740.				8,740.	3,612.		1,465.	5,077.
910	SIGNS	10/31/19	150DB	15.00	MC	17	12,498.				12,498.	1,390.		1,111.	2,501.
911	MASTER PLAN - 2019	12/31/19	SL	39.00	MM	17	88,367.				88,367.	2,360.		2,266.	4,626.
912	CLUBHOUSE PLAQUE	06/30/19	200DB	7.00	MC	17	3,870.				3,870.	1,599.		649.	2,248.
913	MIXER	06/30/19	200DB	7.00	MC	17	10,684.				10,684.	4,415.		1,791.	6,206.
914	CHRISTMAS DECORATIONS	06/30/19	200DB	7.00	MC	17	75.				75.	31.		13.	44.
915	BARSTOOLS REUPHOLSTERY	06/30/19	200DB	7.00	MC	17	2,244.				2,244.	928.		376.	1,304.
916	BANQUET GRILL	08/31/19	200DB	7.00	MC	17	1,012.				1,012.	366.		185.	551.
917	AUTO FLUSH - CLUBHOUSE	08/31/19	200DB	7.00	MC	17	997.				997.	361.		182.	543.
918	REACH IN REFRIGERATOR	08/31/19	200DB	7.00	MC	17	3,722.				3,722.	1,348.		678.	2,026.
919	CLUBHOUSE CARPET	08/31/19	200DB	5.00	MC	17	24,328.				24,328.	11,921.		4,963.	16,884.
920	GLASS WASHER	10/31/19	200DB	7.00	MC	17	7,310.				7,310.	2,275.		1,439.	3,714.
921	CLUBHOUSE EQUIPMENT	10/31/19	200DB	7.00	MC	17	37,090.				37,090.	11,544.		7,299.	18,843.
922	CHINA GLASS AND SILVER	10/31/19	200DB	7.00	MC	17	12,089.				12,089.	3,763.		2,379.	6,142.
923	BANQUET EQUIPMENT	12/31/19	200DB	7.00	MC	17	15,644.				15,644.	4,869.		3,079.	7,948.
924	REPAIRS TO LIGHTNING DETECTION SYSTEM	08/31/19	150DB	15.00	MC	17	2,100.				2,100.	281.		182.	463.
925	DRINK HOLDERS	08/31/19	200DB	7.00	MC	17	1,975.				1,975.	716.		360.	1,076.

2021 DEPRECIATION AND AMORTIZATION REPORT

OTHER DEPRECIATION

OTHER

Asset No.	Description	Date Acquired	Method	Life	Conv	Line No.	Unadjusted Cost Or Basis	Bus % Excl	Section 179 Expense	* Reduction In Basis	Basis For Depreciation	Beginning Accumulated Depreciation	Current Sec 179 Expense	Current Year Deduction	Ending Accumulated Depreciation
926	PUMP STATION VFD	10/31/19	150DB	15.00		MC17	8,104.				8,104.	901.		720.	1,621.
927	PUMP HOUSE MOTOR	10/31/19	150DB	15.00		MC17	6,459.				6,459.	719.		574.	1,293.
928	REPLACEMENT OF #18 BRIDGE	10/31/19	150DB	15.00		MC17	40,000.				40,000.	4,450.		3,555.	8,005.
929	GOLF TEACHING FACILITY - 2019	12/31/19	150DB	15.00		MC17	8,285.				8,285.	922.		736.	1,658.
930	BCPSD MITIGATION	06/30/19	150DB	15.00		MC17	3,104.				3,104.	485.		262.	747.
931	LEISURE PATH - 2019	12/31/19	150DB	15.00		MC17	35,350.				35,350.	3,933.		3,142.	7,075.
932	LAGOON ENGINEERING STUDY - 2019	12/31/19	SL	39.00		MM17	530,831.				530,831.	14,178.		13,611.	27,789.
933	PWC DOCKS	06/30/19	150DB	15.00		MC17	15,000.				15,000.	2,344.		1,266.	3,610.
934	MARINA PARTY PLATFORM	12/31/19	150DB	15.00		MC17	5,750.				5,750.	640.		511.	1,151.
935	MARINA DECKING	12/31/19	150DB	15.00		MC17	68,993.				68,993.	7,675.		6,132.	13,807.
936	PUSH CARTS	12/31/19	200DB	5.00		MC17	1,950.				1,950.	839.		444.	1,283.
937	PRINTER - MATT	08/31/19	200DB	7.00		MC17	1,027.				1,027.	372.		187.	559.
938	OFFICE 365 MIGRATION	08/31/19	200DB	3.00		MC17	6,250.				6,250.	4,688.		1,041.	5,729.
939	PC REPLACEMENT - DIANE	08/31/19	200DB	5.00		MC17	1,094.				1,094.	536.		223.	759.
940	PC REPLACEMENT - LINDSAY	08/31/19	200DB	5.00		MC17	1,094.				1,094.	536.		223.	759.
941	PC REPLACEMENT - HAROLD	08/31/19	200DB	5.00		MC17	1,344.				1,344.	659.		274.	933.
942	SWITCH	08/31/19	200DB	7.00		MC17	919.				919.	333.		167.	500.
943	MERAKI LICENSE	12/31/19	200DB	7.00		MC17	4,280.				4,280.	1,332.		842.	2,174.

2021 DEPRECIATION AND AMORTIZATION REPORT

OTHER DEPRECIATION

OTHER

Asset No.	Description	Date Acquired	Method	Life	Conv Line No.	Unadjusted Cost Or Basis	Bus % Excl	Section 179 Expense	* Reduction In Basis	Basis For Depreciation	Beginning Accumulated Depreciation	Current Sec 179 Expense	Current Year Deduction	Ending Accumulated Depreciation
944	PARKING LOT RE-SEAL	08/31/19	150DB	15.00	MC17	36,449.				36,449.	4,875.		3,157.	8,032.
945	ROADS - 2019	09/30/19	150DB	15.00	MC17	54,584.				54,584.	7,301.		4,728.	12,029.
946	MAIN GATE GENERATOR	06/30/19	200DB	7.00	MC17	5,150.				5,150.	2,128.		863.	2,991.
947	ADDITIONS TO SECURITY EQUIPMENT	06/30/19	200DB	7.00	MC17	2,198.				2,198.	909.		368.	1,277.
948	AED - PICKELBALL COURT	08/31/19	150DB	15.00	MC17	3,046.				3,046.	407.		264.	671.
949	TENNIS CARRYALL	06/30/19	200DB	7.00	MC17	7,150.				7,150.	2,955.		1,199.	4,154.
950	OUTDOOR TENNIS FURNITURE	07/31/19	200DB	7.00	MC17	20,067.				20,067.	7,269.		3,657.	10,926.
951	POOL UMBRELLAS	08/31/19	200DB	7.00	MC17	2,375.				2,375.	861.		433.	1,294.
952	BOCCE BALL COURTS 2019	10/31/19	150DB	15.00	MC17	81,369.				81,369.	9,052.		7,232.	16,284.
953	HURRICANE RELATED EXEPENSES	01/01/19	L			86,939.				86,939.			0.	
954	WINE CELLAR COOLING UNIT	06/30/20	200DB	7.00	HY17	5,263.				5,263.	752.		1,289.	2,041.
955	CLUBHOUSE HVAC	06/30/20	SL	39.00	MM17	7,552.				7,552.	105.		194.	299.
956	CLUBHOUSE HVAC UNITS	09/30/20	SL	39.00	MM17	2,400.				2,400.	18.		62.	80.
957	CLUBHOUSE WINDOW REPLACEMENT	10/31/20	SL	39.00	MM17	39,750.				39,750.	212.		1,019.	1,231.
958	COVID-19 RESTROOM FIXTURES	12/31/20	SL	39.00	MM17	13,339.				13,339.	14.		342.	356.
959	EMPLOYEE CAFETERIA	12/31/20	SL	39.00	MM17	26,632.				26,632.	28.		683.	711.
960	HVAC STUDY	12/31/20	SL	39.00	MM17	6,700.				6,700.	7.		172.	179.
961	UTILITY TRAILER	06/30/20	200DB	7.00	HY17	1,511.				1,511.	216.		370.	586.

2021 DEPRECIATION AND AMORTIZATION REPORT

OTHER DEPRECIATION

OTHER

Asset No.	Description	Date Acquired	Method	Life	C o n v	Line No.	Unadjusted Cost Or Basis	Bus % Excl	Section 179 Expense	* Reduction In Basis	Basis For Depreciation	Beginning Accumulated Depreciation	Current Sec 179 Expense	Current Year Deduction	Ending Accumulated Depreciation
962	#16 RESTROOM	08/31/20	200DB	7.00		HY17	11,299.				11,299.	1,614.		2,767.	4,381.
963	MASTER PLAN - 2020	12/31/20	SL	39.00		MM17	18,968.				18,968.	20.		486.	506.
964	SIGNAGE	12/31/20	200DB	7.00		HY17	738.				738.	106.		181.	287.
965	COMBI OVEN	05/31/20	200DB	7.00		HY17	36,479.				36,479.	5,212.		8,933.	14,145.
966	ICE MACHINE	05/31/20	200DB	7.00		HY17	10,991.				10,991.	1,570.		2,692.	4,262.
967	TAYLOR ICE CREAM MACHINE	07/31/20	200DB	7.00		HY17	2,477.				2,477.	354.		607.	961.
968	OUTDOOR FURNITURE- CLUBHOUSE	08/31/20	200DB	7.00		HY17	5,092.				5,092.	728.		1,247.	1,975.
969	ICE CREAM MACHINE	09/30/20	200DB	7.00		HY17	3,230.				3,230.	462.		791.	1,253.
970	ARTWORK	09/30/20	200DB	7.00		HY17	11,650.				11,650.	1,665.		2,853.	4,518.
971	BARSTOOLS FOR BOCCE COURT	12/31/20	200DB	7.00		HY17	958.				958.	137.		235.	372.
972	CHRISTMAS DECORATIONS	12/31/20	200DB	7.00		HY17	728.				728.	104.		178.	282.
973	DROP CURTAINS- BAG DROP	05/31/20	200DB	7.00		HY17	5,304.				5,304.	758.		1,299.	2,057.
974	GOLF ICE CHESTS	05/31/20	200DB	7.00		HY17	1,879.				1,879.	269.		460.	729.
975	BANK MOWER	05/31/20	200DB	7.00		HY17	44,485.				44,485.	6,355.		10,894.	17,249.
976	GREENS GROOMER	05/31/20	200DB	7.00		HY17	3,790.				3,790.	542.		928.	1,470.
977	REEL MOWER	05/31/20	200DB	7.00		HY17	54,654.				54,654.	7,808.		13,385.	21,193.
978	REEL MOWER	05/31/20	200DB	7.00		HY17	38,115.				38,115.	5,445.		9,334.	14,779.
979	CLUB CLEANERS	06/30/20	200DB	7.00		HY17	2,088.				2,088.	299.		511.	810.

2021 DEPRECIATION AND AMORTIZATION REPORT

OTHER DEPRECIATION

OTHER

Asset No.	Description	Date Acquired	Method	Life	C o n v	Line No.	Unadjusted Cost Or Basis	Bus % Excl	Section 179 Expense	* Reduction In Basis	Basis For Depreciation	Beginning Accumulated Depreciation	Current Sec 179 Expense	Current Year Deduction	Ending Accumulated Depreciation
980	TOP DRESSER	08/31/20	200DB	7.00		HY17	10,561.				10,561.	1,509.		2,586.	4,095.
981	PUSH CARTS	12/31/20	200DB	7.00		HY17	2,005.				2,005.	287.		491.	778.
982	WORKMAN #1	12/31/20	200DB	5.00		HY17	8,025.				8,025.	1,605.		2,568.	4,173.
983	WORKMAN #2	12/31/20	200DB	5.00		HY17	8,025.				8,025.	1,605.		2,568.	4,173.
984	WORKMAN #3	12/31/20	200DB	5.00		HY17	9,963.				9,963.	1,993.		3,188.	5,181.
985	WORKMAN #4	12/31/20	200DB	5.00		HY17	9,963.				9,963.	1,993.		3,188.	5,181.
986	DRAINAGE #4, 7, 12 AND 16	10/31/20	150DB	15.00		HY17	56,730.				56,730.	2,837.		5,389.	8,226.
987	LAGOON ENGINEERING STUDY	05/31/20	SL	39.00		MM17	91,193.				91,193.	1,461.		2,338.	3,799.
988	HATTERAS LIGHTS	06/30/20	200DB	7.00		HY17	1,791.				1,791.	256.		439.	695.
989	DOCK ICE MACHINE	06/30/20	200DB	7.00		HY17	20,951.				20,951.	2,993.		5,131.	8,124.
990	DOCK WHEELS	12/31/20	150DB	15.00		HY17	1,214.				1,214.	61.		115.	176.
991	DOCK PILE EXTENSION	12/31/20	150DB	15.00		HY17	6,500.				6,500.	325.		618.	943.
992	DOCK PILE EXTENSION	12/31/20	150DB	15.00		HY17	5,079.				5,079.	254.		483.	737.
993	KAYAK LAUNCH	12/31/20	150DB	15.00		HY17	10,729.				10,729.	537.		1,019.	1,556.
994	WINDOWS 7 REPLACEMENT PROJECT 2020	05/31/20	200DB	3.00		HY17	29,725.				29,725.	9,909.		13,211.	23,120.
995	POS ONLINE CREDIT CARD INTERFACE	05/31/20	200DB	5.00		HY17	2,440.				2,440.	488.		781.	1,269.
996	NEW PHONE SWITCH	06/30/20	200DB	5.00		HY17	9,150.				9,150.	1,830.		2,928.	4,758.
997	MARKETING LAPTOP	07/31/20	200DB	5.00		HY17	1,986.				1,986.	397.		636.	1,033.

2021 DEPRECIATION AND AMORTIZATION REPORT

OTHER DEPRECIATION

OTHER

Asset No.	Description	Date Acquired	Method	Life	C o n v	Line No.	Unadjusted Cost Or Basis	Bus % Excl	Section 179 Expense	* Reduction In Basis	Basis For Depreciation	Beginning Accumulated Depreciation	Current Sec 179 Expense	Current Year Deduction	Ending Accumulated Depreciation
998	CONFERENCE CALL LINE	08/31/20	200DB	7.00		HY17	2,367.				2,367.	338.		580.	918.
999	LAPTOP	08/31/20	200DB	5.00		HY17	1,075.				1,075.	215.		344.	559.
1000	2 DESKTOPS	09/30/20	200DB	5.00		HY17	2,201.				2,201.	440.		704.	1,144.
1001	TOUCHPADS	05/31/21	200DB	5.00		MC19E	3,433.				3,433.			858.	858.
1002	SECURITY PC	05/31/21	200DB	5.00		MC19E	1,052.				1,052.			263.	263.
1003	SPEED HUMPS	12/31/21	150DB	15.00		MC19E	5,108.				5,108.			64.	64.
1004	FARM	12/31/21	150DB	15.00		MC19E	37,004.				37,004.			463.	463.
1005	KITCHEN FREEZER	05/31/21	200DB	7.00		MC19C	2,249.				2,249.			402.	402.
1006	FREEZER	05/31/21	200DB	7.00		MC19C	3,955.				3,955.			706.	706.
1007	HOT BOX	05/31/21	200DB	7.00		MC19C	5,555.				5,555.			992.	992.
1008	PATIO UMBRELLAS	05/31/21	200DB	7.00		MC19C	2,247.				2,247.			401.	401.
1009	JFB TVS (2)	12/31/21	200DB	7.00		MC19C	681.				681.			24.	24.
1010	SNACK BAR ICE MACHINE	12/31/21	200DB	7.00		MC19C	7,376.				7,376.			263.	263.
1011	2021 LAGOON ENGINEERING STUDY COSTS	12/31/21	150DB	15.00		MC19E	61,324.				61,324.			767.	767.
1012	GATEHOUSE SWITCH	12/31/21	200DB	7.00		MC19C	2,160.				2,160.			77.	77.
1013	NEW MONITOR FOR SUSIE	12/31/21	200DB	7.00		MC19C	282.				282.			10.	10.
1014	GENERAL IT	12/31/21	200DB	7.00		MC19C	812.				812.			29.	29.
1015	TENNIS COURT RESURFACING	12/31/21	150DB	15.00		MC19E	27,000.				27,000.			338.	338.

2021 DEPRECIATION AND AMORTIZATION REPORT

OTHER DEPRECIATION

OTHER

Asset No.	Description	Date Acquired	Method	Life	C o n v	Line No.	Unadjusted Cost Or Basis	Bus % Excl	Section 179 Expense	* Reduction In Basis	Basis For Depreciation	Beginning Accumulated Depreciation	Current Sec 179 Expense	Current Year Deduction	Ending Accumulated Depreciation
1016	REPAIRED GARAGE DOORS AT MAINTENANCE SHOP	05/31/21	SL	39.00	MM	19D	4,001.				4,001.			64.	64.
1017	CLUBHOUSE WINDOW REPLACEMENT	12/31/21	SL	39.00	MM	19D	4,650.				4,650.			5.	5.
1018	COMMUNITY SERVICES WORKMAN	05/31/21	150DB	15.00	MC	19E	22,031.				22,031.			1,377.	1,377.
1019	CHLORINATOR	12/31/21	200DB	5.00	MC	19E	6,715.				6,715.			336.	336.
1020	REACH-IN REFRIGERATOR	12/31/21	200DB	7.00	MC	19C	2,834.				2,834.			101.	101.
1021	STEAMER	12/31/21	200DB	7.00	MC	19C	722.				722.			26.	26.
1022	RADIOS	05/31/21	200DB	7.00	MC	19C	2,578.				2,578.			461.	461.
1023	POLE BARN	05/31/21	200DB	7.00	MC	19C	23,783.				23,783.			4,247.	4,247.
1024	GOLF SHOP DISPLAY LIGHTS	12/31/21	200DB	7.00	MC	19C	386.				386.			14.	14.
1025	NEW BAG ROOM	12/31/21	200DB	7.00	MC	19C	3,262.				3,262.			117.	117.
1026	TRACTOR	12/31/21	200DB	7.00	MC	19C	17,770.				17,770.			635.	635.
1027	WEIR OUTFALL	12/31/21	150DB	15.00	MC	19E	2,260.				2,260.			28.	28.
1028	DOCK CHAIRS	05/31/21	200DB	7.00	MC	19C	3,728.				3,728.			666.	666.
1029	DOCK	12/31/21	200DB	7.00	MC	19C	57,849.				57,849.			2,066.	2,066.
1030	PUSH CARTS	12/31/21	200DB	7.00	MC	19C	5,191.				5,191.			185.	185.
1031	SURFACE TABLET	12/31/21	200DB	5.00	MC	19E	2,093.				2,093.			105.	105.
1032	GOLF SHOP COMPUTERS	12/31/21	200DB	5.00	MC	19E	2,725.				2,725.			136.	136.
1033	TIMEPILOT	12/31/21	200DB	7.00	MC	19C	1,974.				1,974.			71.	71.

2021 DEPRECIATION AND AMORTIZATION REPORT

OTHER DEPRECIATION

OTHER

Asset No.	Description	Date Acquired	Method	Life	Conv Line No.	Unadjusted Cost Or Basis	Bus % Excl	Section 179 Expense	* Reduction In Basis	Basis For Depreciation	Beginning Accumulated Depreciation	Current Sec 179 Expense	Current Year Deduction	Ending Accumulated Depreciation
1034	SECURITY PC	12/31/21	200DB	5.00	MC19E	1,052.				1,052.			53.	53.
1035	DOCKMASTER SURFACE TABLET	12/31/21	200DB	5.00	MC19E	1,533.				1,533.			77.	77.
1036	HARD DRIVE FOR NAS	12/31/21	200DB	5.00	MC19E	235.				235.			12.	12.
1037	TENNIS NETWORK ISSUE FIX	12/31/21	200DB	7.00	MC19C	430.				430.			15.	15.
1038	BOB PATTON PRINTER	12/31/21	200DB	5.00	MC19E	405.				405.			20.	20.
1039	ADOBE ACROBAT LICENSE	12/31/21	150DB	15.00	MC19E	962.				962.			12.	12.
1040	ADMIN BUILDING RENO	12/31/21	200DB	7.00	MC19C	28,053.				28,053.			1,002.	1,002.
1041	2021 MASTER PLAN	12/31/21	150DB	15.00	MC19E	74,252.				74,252.			928.	928.
1042	#3 BRIDGE	12/31/21	150DB	15.00	MC19E	51,474.				51,474.			643.	643.
1043	RANGE PICKER SLED	12/31/21	200DB	7.00	MC19C	4,380.				4,380.			156.	156.
1044	TEE MARKERS	05/31/21	200DB	7.00	MC19C	4,998.				4,998.			893.	893.
1045	CLUBHOUSE HVAC	12/31/21	SL	39.00	MM19I	30,081.				30,081.			32.	32.
1046	POOL DECK RESURFACE/STAIN	12/31/21	150DB	15.00	MC19E	825.				825.			10.	10.
1047	WASHING MACHINE	12/31/21	200DB	7.00	MC19C	1,136.				1,136.			41.	41.
1048	CLUBHOUSE HVAC	12/31/21	SL	39.00	MM19I	25,777.				25,777.			28.	28.
1049	ROADS	12/31/21	150DB	15.00	MC19E	677,820.				677,820.			8,473.	8,473.
1050	SPEED SIGN	05/31/21	150DB	15.00	MC19E	4,990.				4,990.			312.	312.
1051	CAMERAS	12/31/21	200DB	5.00	MC19E	14,184.				14,184.			709.	709.

2021 DEPRECIATION AND AMORTIZATION REPORT

OTHER DEPRECIATION

OTHER

Asset No.	Description	Date Acquired	Method	Life	Conv	Line No.	Unadjusted Cost Or Basis	Bus % Excl	Section 179 Expense	* Reduction In Basis	Basis For Depreciation	Beginning Accumulated Depreciation	Current Sec 179 Expense	Current Year Deduction	Ending Accumulated Depreciation
1052	TENNIS FURNITURE	05/31/21	200DB	7.00	MC	19C	23,227.				23,227.			4,148.	4,148.
1053	TENNIS LIGHTS	12/31/21	150DB	15.00	MC	19E	153,286.				153,286.			1,916.	1,916.
1054	TENNIS COURT LIFTS	12/31/21	150DB	15.00	MC	19E	27,615.				27,615.			345.	345.
1055	TENNIS WINDSCREENS	12/31/21	150DB	15.00	MC	19E	10,497.				10,497.			131.	131.
1056	TENNIS COURT ROLLER	12/31/21	150DB	15.00	MC	19E	8,693.				8,693.			109.	109.
1057	(D)LAGOON ENGINEERING STUDY 2014	12/31/14	150DB	15.00	MC	17	21,019.				21,019.	10,003.		1,086.	11,089.
	* OTHER TOTAL OTHER						20462800.				20462800.	6,210,339.		891,919.	7,102,258.
	BUILDINGS														
27	CLUBHOUSE IMPROVMENTS	06/30/87	L				824,796.				824,796.			0.	
28	MAINTENANCE BUILDING	06/30/87	L				161,349.				161,349.			0.	
29	HALFWAY HOUSE	06/30/87	L				20,000.				20,000.			0.	
30	PUMP HOUSE	06/30/87	L				4,000.				4,000.			0.	
31	POOL AND BUILDING	06/30/87	L				91,458.				91,458.			0.	
32	PUMP HOUSE GOLF COURSE	06/30/87	L				4,000.				4,000.			0.	
33	ADMINISTRATION BUILDING	12/01/93	SL	39.00		16	193,090.				193,090.	134,092.		4,951.	139,043.
34	CLUBHOUSE RENOVATIONS	10/31/96	SL	39.00		16	533,241.				533,241.	331,046.		13,673.	344,719.
35	POOL IMPROVEMENTS	05/18/98	SL	39.00		16	32,658.				32,658.	18,869.		837.	19,706.
36	ATTIC IMPROVEMENTS	04/29/98	SL	39.00		16	11,759.				11,759.	6,857.		302.	7,159.

2021 DEPRECIATION AND AMORTIZATION REPORT

OTHER DEPRECIATION

OTHER

Asset No.	Description	Date Acquired	Method	Life	Conv	Line No.	Unadjusted Cost Or Basis	Bus % Excl	Section 179 Expense	* Reduction In Basis	Basis For Depreciation	Beginning Accumulated Depreciation	Current Sec 179 Expense	Current Year Deduction	Ending Accumulated Depreciation
38	TENNIS PRO-SHOP RENOVATION	11/30/01	SL	39.00		16	283,785.				283,785.	139,173.		7,277.	146,450.
39	GREENHOUSE	03/20/98	200DB	7.00		HY17	1,819.				1,819.	1,671.		0.	1,671.
42	GOLF SHOP DOORS	04/15/03	150DB	15.00		HY17	1,800.				1,800.	1,800.		0.	1,800.
43	PANEL DRIVEWAY CEILINGS	04/15/03	150DB	15.00		HY17	7,249.				7,249.	7,249.		0.	7,249.
49	PAINT EXTERIOR TRIM-ADMIN OFFICE	01/12/05	200DB	7.00		HY17	3,500.				3,500.	3,500.		0.	3,500.
50	PAINT INTERIOR WALLS	03/28/05	200DB	7.00		HY17	6,495.				6,495.	6,495.		0.	6,495.
51	SEATH PUMP ROOM WALLS	12/31/05	200DB	7.00		HY17	2,700.				2,700.	2,700.		0.	2,700.
52	ICE MAKER	05/24/06	200DB	7.00		HY17	1,000.				1,000.	1,000.		0.	1,000.
53	SIGNAGE	05/24/06	200DB	7.00		HY17	429.				429.	429.		0.	429.
54	GOLF TEACHING FACILITY	06/30/06	SL	39.00		16	94,939.				94,939.	35,394.		2,434.	37,828.
55	EXPAND STORAGE IN GOLF SHOP	06/30/06	200DB	7.00		HY17	6,190.				6,190.	6,190.		0.	6,190.
56	MAINTENANCE FACILITY	04/25/06	SL	39.00		16	429,480.				429,480.	161,968.		11,012.	172,980.
57	POOLHOUSE BATHROOM RENOVATION	07/31/06	SL	39.00		16	36,755.				36,755.	13,620.		942.	14,562.
59	SECURITY GATEHOUSE	12/31/06	SL	39.00		16	210,695.				210,695.	75,855.		5,402.	81,257.
60	GATEHOUSE LIGHTS	11/15/06	200DB	7.00		HY17	3,900.				3,900.	3,900.		0.	3,900.
61	CONTRETE PATIO AT TENNIS CENTER	05/08/07	SL	39.00		16	7,500.				7,500.	2,616.		192.	2,808.
63	TENNIS STORAGE	03/17/07	SL	39.00		16	22,254.				22,254.	7,875.		571.	8,446.
67	REPLACE COMMUNITY SIGNAGE	01/31/08	200DB	7.00		HY17	3,211.				3,211.	3,211.		0.	3,211.

2021 DEPRECIATION AND AMORTIZATION REPORT

OTHER DEPRECIATION

OTHER

Asset No.	Description	Date Acquired	Method	Life	Conv	Line No.	Unadjusted Cost Or Basis	Bus % Excl	Section 179 Expense	* Reduction In Basis	Basis For Depreciation	Beginning Accumulated Depreciation	Current Sec 179 Expense	Current Year Deduction	Ending Accumulated Depreciation
68	POOL HOUSE ROOF REPLACEMENT	06/18/08	SL	39.00		16	11,600.				11,600.	3,725.		297.	4,022.
69	NEW POOL RILTER SYSTEM	03/12/08	150DB	15.00		HY17	14,690.				14,690.	12,606.		834.	13,440.
70	2008 ADDITION TO TENNIS PRO SHOP	12/31/08	SL	39.00		16	123,439.				123,439.	38,112.		3,165.	41,277.
456	FENCES	02/27/09	150DB	15.00		HY17	30,425.				30,425.	24,137.		1,797.	25,934.
457	BUILDING	06/30/09	SL	39.00		MM17	1,995.				1,995.	589.		51.	640.
	* OTHER TOTAL BUILDINGS						3,182,201.				3,182,201.	1,044,679.		53,737.	1,098,416.
	FURNITURE & FIXTURES														
114	PATIO FURNITURE	09/30/06	200DB	7.00		HY17	13,000.				13,000.	13,000.		0.	13,000.
116	OFFICE FURNITURE	12/18/06	200DB	7.00		HY17	6,179.				6,179.	6,179.		0.	6,179.
	* OTHER TOTAL FURNITURE & FIXTURES						19,179.				19,179.	19,179.		0.	19,179.
	MACHINERY & EQUIPMENT														
422	IRRIGATION SYSTEM	07/19/99	150DB	15.00		HY17	66,048.				66,048.	66,048.		0.	66,048.
423	GOLF IRRIGATION SYSTEM	11/30/01	SL	39.00		16	887,494.				887,494.	435,204.		22,756.	457,960.
425	TURBINE PUMP STATION	04/20/06	150DB	15.00		HY17	74,769.				74,769.	72,591.		2,178.	74,769.
426	IRRIGATION	10/19/06	150DB	15.00		HY17	25,450.				25,450.	24,669.		781.	25,450.
431	TENNIS STORAGE SHED	08/31/96	150DB	15.00		HY17	13,377.				13,377.	13,377.		0.	13,377.
432	RACQUET RE-STRINGER MACHINE	03/10/99	200DB	7.00		HY17	1,179.				1,179.	1,095.		0.	1,095.
435	SERVICE ACE ALLOY	01/21/00	200DB	7.00		HY17	8,750.				8,750.	8,039.		0.	8,039.

2021 DEPRECIATION AND AMORTIZATION REPORT

OTHER DEPRECIATION

OTHER

Asset No.	Description	Date Acquired	Method	Life	Conv	Line No.	Unadjusted Cost Or Basis	Bus % Excl	Section 179 Expense	* Reduction In Basis	Basis For Depreciation	Beginning Accumulated Depreciation	Current Sec 179 Expense	Current Year Deduction	Ending Accumulated Depreciation
436	(D)TENNIS FURNITURE	08/04/00	200DB	7.00		HY17	5,089.				5,089.	4,675.		0.	4,675.
437	TENNIS FURNITURE-24	07/10/02	200DB	7.00		HY17	2,766.				2,766.	2,766.		0.	2,766.
438	TENNIS FURNITURE- 6 TABLES	07/10/02	200DB	7.00		HY17	1,407.				1,407.	1,407.		0.	1,407.
442	TENNIS KIOCKS	06/10/04	200DB	7.00		HY17	17,467.				17,467.	17,467.		0.	17,467.
443	240 LINEAR FEET OF CHANNEL DRAIN	05/31/05	200DB	7.00		HY17	4,318.				4,318.	4,318.		0.	4,318.
445	2-TON TRANE	02/23/06	200DB	7.00		HY17	30,595.				30,595.	30,595.		0.	30,595.
446	FENCING ON COURTS	02/28/06	150DB	15.00		HY17	3,797.				3,797.	3,741.		56.	3,797.
447	6 WINDS SCREENS	04/30/06	200DB	7.00		HY17	57,280.				57,280.	57,280.		0.	57,280.
448	(D)POOL DECK REPAIR	04/19/06	150DB	15.00		HY17	1,422.				1,422.	1,399.		23.	1,422.
450	(D)COURT PAC ROLLER '48	01/31/07	200DB	5.00		HY17	6,495.				6,495.	6,495.		0.	6,495.
453	TROPITONE LOUNGE CHAIRS (20)	04/07/08	200DB	7.00		HY17	3,327.				3,327.	3,327.		0.	3,327.
455	POOL DECK REPAIR	04/19/06	150DB	15.00		HY17	5,750.				5,750.	5,582.		168.	5,750.
470	EAST COAST EQUIPMENT	04/30/09	150DB	7.00		HY17	26,750.				26,750.	26,750.		0.	26,750.
475	SHOWTURF	07/13/09	150DB	7.00		HY17	5,800.				5,800.	5,800.		0.	5,800.
484	TENNIS AND POOL EQUIPMENT	07/17/09	150DB	7.00		HY17	3,483.				3,483.	3,483.		0.	3,483.
487	TENNIS EQUIPMENT	03/31/09	150DB	7.00		HY17	22,057.				22,057.	22,057.		0.	22,057.
	* OTHER TOTAL MACHINERY & EQUIPMENT						1,274,870.				1,274,870.	818,165.		25,962.	844,127.
	LAND														

2021 DEPRECIATION AND AMORTIZATION REPORT

OTHER DEPRECIATION

OTHER

Asset No.	Description	Date Acquired	Method	Life	C o n v	Line No.	Unadjusted Cost Or Basis	Bus % Excl	Section 179 Expense	* Reduction In Basis	Basis For Depreciation	Beginning Accumulated Depreciation	Current Sec 179 Expense	Current Year Deduction	Ending Accumulated Depreciation
8	STORM DRAINAGE	06/30/87	L				174,000.				174,000.			0.	
9	SIDEWALKS	06/30/87	L				5,000.				5,000.			0.	
10	RETAINING WALLS	06/30/87	L				70,000.				70,000.			0.	
11	LAND ALONG HIGHWAY 278	11/02/99	L				310,000.				310,000.			0.	
12	TENNIS COURTS	10/30/01	SL	39.00		16	91,488.				91,488.	45,063.		2,346.	47,409.
13	IRRIGATION SYSTEM TENNIS COURTS	07/18/02	150DB	15.00		HY17	13,045.				13,045.	13,045.		0.	13,045.
14	GRADING-TENNIS COURTS	09/30/02	150DB	15.00		HY17	8,642.				8,642.	8,642.		0.	8,642.
15	BOOSTER WATERPUMP	07/19/02	150DB	15.00		HY17	1,064.				1,064.	1,064.		0.	1,064.
16	NURSERY GREEN	07/30/03	150DB	15.00		HY17	3,700.				3,700.	3,700.		0.	3,700.
17	DEER FENCE	03/31/06	150DB	15.00		HY17	1,500.				1,500.	1,457.		43.	1,500.
18	EMERGENCY ENTERANCE	04/30/06	150DB	15.00		HY17	4,720.				4,720.	4,582.		138.	4,720.
19	STORMWATER DRAINAGE	12/31/06	SL	25.00		HY17	27,075.				27,075.	15,297.		1,083.	16,380.
20	NEW SURFACE ON COURTS #7 AND #8	01/31/07	150DB	15.00		HY17	11,995.				11,995.	10,932.		709.	11,641.
21	70-IRRIGATION ADDITION	05/31/07	150DB	15.00		HY17	95,074.				95,074.	86,653.		5,614.	92,267.
23	TENNIS VIEWING AREA AT #7 AND #8	06/12/07	150DB	15.00		HY17	7,615.				7,615.	6,941.		449.	7,390.
24	TENNIS COURT #9 AND #10	09/22/07	150DB	15.00		HY17	52,691.				52,691.	48,024.		3,111.	51,135.
25	STORMWATER DRAINAGE	09/26/07	150DB	15.00		HY17	6,118.				6,118.	5,576.		361.	5,937.
26	LIFT TENNIS COURTS #5 & 6	01/28/08	150DB	15.00		HY17	17,500.				17,500.	15,019.		992.	16,011.

2021 DEPRECIATION AND AMORTIZATION REPORT

OTHER DEPRECIATION

OTHER

Asset No.	Description	Date Acquired	Method	Life	C o n v	Line No.	Unadjusted Cost Or Basis	Bus % Excl	Section 179 Expense	* Reduction In Basis	Basis For Depreciation	Beginning Accumulated Depreciation	Current Sec 179 Expense	Current Year Deduction	Ending Accumulated Depreciation
189	LANDSCAPING	06/30/87	L				362,000.				362,000.			0.	
190	FARM LAND	06/30/87	L				2,800.				2,800.			0.	
191	FENCES	06/30/87	L				37,000.				37,000.			0.	
192	TENNIS COURTS	06/30/87	L				130,000.				130,000.			0.	
193	CURBS AND GUTTERS	06/30/87	L				24,000.				24,000.			0.	
194	LIGHTING AND ELECTRICAL IMPROVEMENTS	06/30/87	L				60,000.				60,000.			0.	
195	SIGNAGE	06/30/87	L				25,000.				25,000.			0.	
755	(D)REFRIGERATED CHEF BASE	10/31/16	200DB	7.00		HY17	9,441.				9,441.	7,335.		421.	7,756.
	* OTHER TOTAL LAND						1,551,468.				1,551,468.	273,330.		15,267.	288,597.
	ROADS AND BRIDGES														
205	ROADS	06/30/87	L				1,428,570.				1,428,570.			0.	
206	PARKING LOT IMPROVEMENTS	06/30/87	L				50,000.				50,000.			0.	
207	(D)BRIDGES	06/30/87	L				19,000.				19,000.			0.	
208	PARKING LOT IMPROVEMENTS	06/30/94	150DB	15.00		HY17	16,608.				16,608.	16,608.		0.	16,608.
209	PARKING LOT IMPROVEMENTS	01/24/97	150DB	15.00		HY17	50,026.				50,026.	50,026.		0.	50,026.
210	(D)ROAD IMPROVEMENTS	07/16/98	150DB	15.00		HY17	217,309.				217,309.	217,309.		0.	217,309.
211	(D)ROAD IMPROVEMENTS	11/17/99	150DB	15.00		HY17	87,721.				87,721.	87,721.		0.	87,721.
212	PARKING LOT IMPROVEMENTS	01/23/01	150DB	15.00		HY17	76,288.				76,288.	76,288.		0.	76,288.

2021 DEPRECIATION AND AMORTIZATION REPORT

OTHER DEPRECIATION

OTHER

Asset No.	Description	Date Acquired	Method	Life	Conv	Line No.	Unadjusted Cost Or Basis	Bus % Excl	Section 179 Expense	* Reduction In Basis	Basis For Depreciation	Beginning Accumulated Depreciation	Current Sec 179 Expense	Current Year Deduction	Ending Accumulated Depreciation
213	PAVING SAND STORAGE AREA	08/30/01	150DB	15.00		HY17	23,827.				23,827.	23,827.		0.	23,827.
214	LANDSCAPING	07/30/02	150DB	15.00		HY17	2,044.				2,044.	2,044.		0.	2,044.
215	PARKING RENOVATIONS	08/12/02	150DB	15.00		HY17	53,452.				53,452.	53,452.		0.	53,452.
216	TENNIS PARKING LOT	02/14/03	200DB	5.00		HY17	3,315.				3,315.	3,315.		0.	3,315.
217	(D)RESUFACING OF ROADS	09/10/03	150DB	15.00		HY17	99,985.				99,985.	99,985.		0.	99,985.
218	WALKWAY REPAIRS	06/18/03	150DB	15.00		HY17	4,053.				4,053.	4,053.		0.	4,053.
219	TENNIS PARKING LOT LIGHTING	01/15/04	150DB	15.00		HY17	13,353.				13,353.	13,353.		0.	13,353.
220	DOCK PARKING PAD	08/11/04	150DB	15.00		HY17	12,000.				12,000.	12,000.		0.	12,000.
221	STREET RESURFACING	09/30/04	150DB	15.00		HY17	111,706.				111,706.	111,706.		0.	111,706.
222	TENNIS CART PATH RELOCATION	08/31/05	150DB	15.00		HY17	6,969.				6,969.	6,969.		0.	6,969.
223	LANDSCAPE UPGRADES	03/31/06	150DB	15.00		HY17	38,904.				38,904.	37,807.		1,097.	38,904.
224	SEAL COAT, POOL PARKING	08/31/06	150DB	15.00		HY17	20,030.				20,030.	19,431.		599.	20,030.
225	FRONT ENTRANCE WIDEN EGRESS	04/30/07	150DB	15.00		HY17	162,233.				162,233.	148,790.		8,962.	157,752.
226	FRONT GATE	04/30/07	150DB	15.00		HY17	11,614.				11,614.	10,586.		685.	11,271.
227	SEAL COAT ADMIN OFFICE	04/23/07	150DB	15.00		HY17	2,600.				2,600.	2,370.		153.	2,523.
228	CONCRETE SLAB	04/20/07	150DB	15.00		HY17	12,410.				12,410.	11,311.		733.	12,044.
229	LONG COVE TURNBRIGDE DR LANDSCAPE UPGRADES	01/18/07	150DB	15.00		HY17	1,528.				1,528.	1,392.		91.	1,483.
230	HILTON HEAD SIGNAGE	02/28/07	150DB	15.00		HY17	352.				352.	321.		21.	342.

2021 DEPRECIATION AND AMORTIZATION REPORT

OTHER DEPRECIATION

OTHER

Asset No.	Description	Date Acquired	Method	Life	Conv	Line No.	Unadjusted Cost Or Basis	Bus % Excl	Section 179 Expense	* Reduction In Basis	Basis For Depreciation	Beginning Accumulated Depreciation	Current Sec 179 Expense	Current Year Deduction	Ending Accumulated Depreciation
	* OTHER TOTAL - ROADS AND BRIDGES						2,525,897.				2,525,897.	1,010,664.		12,341.	1,023,005.
	COMMUNITY SERVICE ASSETS														
234	FUEL TANK	06/30/94	200DB	7.00		HY17	7,310.				7,310.	7,310.		0.	7,310.
235	HOOVER MAINTENANCE SHED	09/20/95	150DB	15.00		HY17	16,197.				16,197.	16,197.		0.	16,197.
236	2 SECTIONAL STEEL DOORS	01/24/96	200DB	7.00		HY17	1,250.				1,250.	1,165.		0.	1,165.
237	GROUNDS EQUIPMENT	03/22/96	200DB	7.00		HY17	2,600.				2,600.	2,422.		0.	2,422.
241	CHARLESTON FORD TRACTOR	02/06/01	200DB	7.00		HY17	16,536.				16,536.	15,192.		0.	15,192.
245	2004 FORD RANGER TRUCK	01/02/04	200DB	5.00		HY17	17,649.				17,649.	17,649.		0.	17,649.
249	CARLTON MODEL 2012 CHIPPER AND STUMP GRINDER	03/17/05	200DB	5.00		HY17	37,707.				37,707.	37,707.		0.	37,707.
255	CARGO TRAILER	09/08/05	200DB	5.00		HY17	4,161.				4,161.	4,161.		0.	4,161.
258	2 TURF II	02/23/06	200DB	7.00		HY17	13,621.				13,621.	13,621.		0.	13,621.
259	2007 E250 CARGO ECONOLINE VAN	01/16/07	200DB	5.00		HY17	24,047.				24,047.	24,047.		0.	24,047.
261	TURF II 11HP	02/08/07	200DB	5.00		HY17	7,623.				7,623.	7,623.		0.	7,623.
262	ROTARY TILLER FOR THE TRACTOR	04/12/07	200DB	5.00		HY17	3,531.				3,531.	3,531.		0.	3,531.
	* OTHER TOTAL - COMMUNITY SERVICE ASSETS						152,232.				152,232.	150,625.		0.	150,625.
	LAGOON IMPROVEMENTS														
268	LAGOON IMPROVEMENTS	12/31/03	150DB	15.00		HY17	31,036.				31,036.	31,036.		0.	31,036.
269	DRAINAGE IMPROVEMENTS	12/31/04	150DB	15.00		HY17	5,035.				5,035.	5,035.		0.	5,035.

2021 DEPRECIATION AND AMORTIZATION REPORT

OTHER DEPRECIATION

OTHER

Asset No.	Description	Date Acquired	Method	Life	C o n v	Line No.	Unadjusted Cost Or Basis	Bus % Excl	Section 179 Expense	* Reduction In Basis	Basis For Depreciation	Beginning Accumulated Depreciation	Current Sec 179 Expense	Current Year Deduction	Ending Accumulated Depreciation
270	LAGOON PUMP	12/30/04	150DB	15.00		HY17	25,004.				25,004.	25,004.		0.	25,004.
271	DRAINAGE IMPROVEMENTS	11/17/05	150DB	15.00		HY17	31,725.				31,725.	31,725.		0.	31,725.
272	AIR DUFUSSER SYSTEM	05/18/06	200DB	7.00		HY17	7,126.				7,126.	7,126.		0.	7,126.
273	LAGOON PIPING BETWEEN #8, #9	12/21/07	150DB	15.00		HY17	13,598.				13,598.	12,394.		803.	13,197.
274	ENGINEERING STUDY OF RESTORATION OF LAGOON	12/31/08	150DB	15.00		HY17	292,057.				292,057.	247,241.		17,926.	265,167.
500	LAGOON IMPROVEMENTS	12/23/09	150DB	15.00		HY17	58,311.				58,311.	46,259.		3,443.	49,702.
	* OTHER TOTAL - LAGOON IMPROVEMENTS						463,892.				463,892.	405,820.		22,172.	427,992.
	CLUBHOUSE EQUIPMENT														
279	CUSTOM PORTABLE BAR	06/30/04	200DB	7.00		HY17	6,294.				6,294.	6,294.		0.	6,294.
289	SET SILVER CHAFER PANS	07/31/08	200DB	7.00		HY17	6,342.				6,342.	6,342.		0.	6,342.
464	(D)CLUBHOUSE EQUIPMENT	02/28/09	150DB	7.00		HY17	4,519.				4,519.	4,519.		0.	4,519.
	* OTHER TOTAL - CLUBHOUSE EQUIPMENT						17,155.				17,155.	17,155.		0.	17,155.
	GOLF COURSE IMPROVEMENTS														
292	GOLF COURSE IMPROVEMENTS	06/30/87	L				933,000.				933,000.			0.	
303	FERTILIZATION SYSTEM	12/31/94	150DB	15.00		HY17	6,000.				6,000.	6,000.		0.	6,000.
305	GOLF MAINTENANCE LOCKER	04/29/98	150DB	15.00		HY17	5,268.				5,268.	5,268.		0.	5,268.
309	GOLF COURSE IMPROVEMENTS	06/30/89	150DB	15.00		HY17	16,537.				16,537.	14,957.		0.	14,957.
321	PRATICE FACILITY UPGRADES	09/15/04	150DB	15.00		HY17	22,030.				22,030.	22,030.		0.	22,030.

2021 DEPRECIATION AND AMORTIZATION REPORT

OTHER DEPRECIATION

OTHER

Asset No.	Description	Date Acquired	Method	Life	Conv	Line No.	Unadjusted Cost Or Basis	Bus % Excl	Section 179 Expense	* Reduction In Basis	Basis For Depreciation	Beginning Accumulated Depreciation	Current Sec 179 Expense	Current Year Deduction	Ending Accumulated Depreciation
323	CABINETS FOR #16 RESTROOM	08/31/05	200DB	7.00		HY17	1,030.				1,030.	1,030.		0.	1,030.
324	GOLF COURSE BRIDGE HANDRAILS	05/18/06	150DB	15.00		HY17	11,500.				11,500.	11,165.		335.	11,500.
325	CROSSTIE CURBING - CART PATHS	07/31/06	150DB	15.00		HY17	35,063.				35,063.	34,014.		1,049.	35,063.
326	RESTROOM RENOVATION	07/31/06	SL	39.00		16	143,643.				143,643.	53,250.		3,683.	56,933.
331	REFURBISH #15 HALFWAY HOUSE	08/31/07	200DB	7.00		HY17	7,800.				7,800.	7,800.		0.	7,800.
495	GOLF COURSE IRRIGATION SYSTEM	08/27/09	150DB	15.00		HY17	10,216.				10,216.	8,104.		603.	8,707.
497	RENOVATION OF WASTE BUNKERS	09/18/09	SL	15.00		HY17	94,986.				94,986.	72,818.		6,332.	79,150.
498	DOG PARK	12/09/09	150DB	15.00		HY17	8,125.				8,125.	6,447.		479.	6,926.
	* OTHER TOTAL - GOLF COURSE IMPROVEMENTS						1,295,198.				1,295,198.	242,883.		12,481.	255,364.
	GOLF AND OUTDOOR EQUIPMENT														
333	2 GRINDING MACHINES	02/28/95	200DB	7.00		HY17	21,033.				21,033.	20,229.		0.	20,229.
334	6 BELVEDERE 5 BENCHES	02/26/97	200DB	7.00		HY17	2,694.				2,694.	2,475.		0.	2,475.
335	RYAN MATTAWAY & SOD CUTTER	05/31/99	200DB	5.00		HY17	5,906.				5,906.	5,562.		0.	5,562.
337	DEREK WEAVER GOLF LIFT	01/17/01	200DB	7.00		HY17	5,445.				5,445.	5,002.		0.	5,002.
338	JACOBSEN TRIKING	09/30/01	200DB	7.00		HY17	6,000.				6,000.	5,512.		0.	5,512.
341	DITCH WITCH	01/30/91	200DB	7.00		HY17	8,200.				8,200.	8,200.		0.	8,200.
344	COMPRESSOR	06/30/03	200DB	5.00		HY17	1,975.				1,975.	1,975.		0.	1,975.
356	VERMEER ROOT	10/22/04	200DB	5.00		HY17	9,000.				9,000.	9,000.		0.	9,000.

2021 DEPRECIATION AND AMORTIZATION REPORT

OTHER DEPRECIATION

OTHER

Asset No.	Description	Date Acquired	Method	Life	Conv	Line No.	Unadjusted Cost Or Basis	Bus % Excl	Section 179 Expense	* Reduction In Basis	Basis For Depreciation	Beginning Accumulated Depreciation	Current Sec 179 Expense	Current Year Deduction	Ending Accumulated Depreciation
359	PLANETAIR TOW AREATOR	03/23/05	200DB	5.00		HY17	22,575.				22,575.	22,575.		0.	22,575.
361	TORO TOPDRESSER 1800	04/08/05	200DB	5.00		HY17	4,903.				4,903.	4,903.		0.	4,903.
365	DUMP TRUCK	06/28/05	200DB	5.00		HY17	26,854.				26,854.	26,854.		0.	26,854.
371	2 TORO VERTICAL MOWER ATTACHEMENTS	07/31/05	200DB	5.00		HY17	8,606.				8,606.	8,606.		0.	8,606.
375	8-TRAILERS	09/30/05	200DB	5.00		HY17	3,984.				3,984.	3,984.		0.	3,984.
376	PRO CORE 648	03/02/06	200DB	7.00		HY17	20,233.				20,233.	20,233.		0.	20,233.
379	14 RINOWOOD 10 GAL TRASH ENCLOSURES	06/30/06	200DB	7.00		HY17	3,628.				3,628.	3,628.		0.	3,628.
380	14 RINOWOOD 10 GAL TRASH ENCLOSURES	06/30/06	200DB	7.00		HY17	2,076.				2,076.	2,076.		0.	2,076.
381	RINOWOOD TAIL DIVOT MIZ CONTAINER	06/30/06	200DB	7.00		HY17	1,037.				1,037.	1,037.		0.	1,037.
382	RINOWOOD TAIL DIVOT MIZ BOXES	11/12/06	200DB	7.00		HY17	1,891.				1,891.	1,891.		0.	1,891.
383	RM 3100-D SIDEWINDER	10/26/06	200DB	7.00		HY17	5,250.				5,250.	5,250.		0.	5,250.
388	9-BALL WASHER ASSEMBLIES	01/31/07	200DB	5.00		HY17	3,509.				3,509.	3,509.		0.	3,509.
389	2007 4X2 ZL CAB RANGER	01/16/07	200DB	5.00		HY17	16,876.				16,876.	16,876.		0.	16,876.
390	WATER COOLER ON PRACTICE RANGE	02/28/07	200DB	5.00		HY17	2,519.				2,519.	2,519.		0.	2,519.
391	8 BAG STANDS FOR PRATICE RANGE AND 2 BENCHES	02/28/07	200DB	5.00		HY17	4,951.				4,951.	4,951.		0.	4,951.
393	1 TRU SURFACE VIBE V VIBRATOR	03/14/07	200DB	5.00		HY17	7,376.				7,376.	7,376.		0.	7,376.
396	TORO 648 AERIFIER	03/08/07	200DB	5.00		HY17	21,232.				21,232.	21,232.		0.	21,232.
397	1-500 GAL FLAT BOTTOM FERTIGATION TANK	05/31/07	200DB	5.00		HY17	700.				700.	700.		0.	700.

2021 DEPRECIATION AND AMORTIZATION REPORT

OTHER DEPRECIATION

OTHER

Asset No.	Description	Date Acquired	Method	Life	Conv	Line No.	Unadjusted Cost Or Basis	Bus % Excl	Section 179 Expense	* Reduction In Basis	Basis For Depreciation	Beginning Accumulated Depreciation	Current Sec 179 Expense	Current Year Deduction	Ending Accumulated Depreciation
398	4WD TRACTOR W/FRONT END LOADER	09/14/07	200DB	5.00		HY17	16,377.				16,377.	16,377.		0.	16,377.
399	PICKER, 3 GANG SPLIT HI-RISE	10/26/07	200DB	5.00		HY17	1,776.				1,776.	1,776.		0.	1,776.
400	TRUTURF RS 48 ROLLER/SPIKER	05/05/08	200DB	5.00		HY17	14,710.				14,710.	14,710.		0.	14,710.
406	DAKOTA 410	07/01/08	200DB	5.00		HY17	10,651.				10,651.	10,651.		0.	10,651.
	* OTHER TOTAL - GOLF AND OUTDOOR EQUIPMENT						261,967.				261,967.	259,669.		0.	259,669.
	SECURITY AND GOLF CARTS														
421	GASESURE PASS SOFTWARE	12/31/08		36M		43	26,904.				26,904.	26,904.		0.	26,904.
478	SECURITY EQUIPMENT	02/05/09	150DB	7.00		HY17	1,745.				1,745.	1,745.		0.	1,745.
479	SECURITY EQUIPMENT	04/13/09	150DB	7.00		HY17	26,370.				26,370.	26,370.		0.	26,370.
480	SECURITY EQUIPMENT	04/24/09	150DB	7.00		HY17	632.				632.	632.		0.	632.
481	SECURITY EQUIPMENT	04/30/09	150DB	7.00		HY17	1,122.				1,122.	1,122.		0.	1,122.
482	SECURITY EQUIPMENT	05/31/09	150DB	7.00		HY17	1,303.				1,303.	1,303.		0.	1,303.
483	SECURITY EQUIPMENT	06/01/09	150DB	7.00		HY17	6,146.				6,146.	6,146.		0.	6,146.
	* OTHER TOTAL - SECURITY AND GOLF CARTS						64,222.				64,222.	64,222.		0.	64,222.
501	DOCK	01/31/09	150DB	15.00		HY17	548.				548.	434.		33.	467.
502	DOCK IMPROVEMENT	01/06/09	150DB	15.00		HY17	191,533.				191,533.	151,950.		11,309.	163,259.
503	DOCK IMPROVEMENT	01/21/09	150DB	15.00		HY17	1,771.				1,771.	1,405.		105.	1,510.
504	DOCK IMPROVEMENT	01/26/09	150DB	15.00		HY17	162,845.				162,845.	129,191.		9,615.	138,806.

2021 DEPRECIATION AND AMORTIZATION REPORT

OTHER DEPRECIATION

OTHER

Asset No.	Description	Date Acquired	Method	Life	C o n v	Line No.	Unadjusted Cost Or Basis	Bus % Excl	Section 179 Expense	* Reduction In Basis	Basis For Depreciation	Beginning Accumulated Depreciation	Current Sec 179 Expense	Current Year Deduction	Ending Accumulated Depreciation
505	DOCK IMPROVEMENT	02/27/09	150DB	15.00		HY17	243,594.				243,594.	193,250.		14,384.	207,634.
506	DOCK IMPROVEMENT	03/31/09	150DB	15.00		HY17	243,262.				243,262.	192,989.		14,364.	207,353.
507	DOCK IMPROVEMENT	04/20/09	150DB	15.00		HY17	13,808.				13,808.	10,954.		815.	11,769.
508	DOCK IMPROVEMENT	06/30/09	150DB	15.00		HY17	800.				800.	634.		47.	681.
509	DOCK IMPROVEMENT	06/30/09	150DB	15.00		HY17	1,860.				1,860.	1,477.		109.	1,586.
	* OTHER TOTAL - SECURITY AND GOLF CARTS						860,021.				860,021.	682,284.		50,781.	733,065.
	MARINA AND DOCKS														
72	SEWER LINE	02/05/93	200DB	7.00		HY17	7,738.				7,738.	7,738.		0.	7,738.
75	KAYAK STORAGE SHED	12/31/01	150DB	15.00		HY17	15,686.				15,686.	15,686.		0.	15,686.
76	IRRIGATION SYSTEM DOCKS	12/31/01	150DB	15.00		HY17	17,000.				17,000.	17,000.		0.	17,000.
81	DOCK RESTROOM	07/31/06	SL	39.00		16	192,097.				192,097.	71,222.		4,926.	76,148.
	* OTHER TOTAL - MARINA AND DOCKS						232,521.				232,521.	111,646.		4,926.	116,572.
	PLAYGROUND AND EQUIPMENT														
133	BASKETBALL COURT	06/07/93	150DB	15.00		HY17	4,362.				4,362.	3,710.		0.	3,710.
134	WATER COOLER	11/30/94	200DB	7.00		HY17	1,533.				1,533.	1,533.		0.	1,533.
135	PLAYGROUND EQUIPMENT	08/16/02	200DB	7.00		HY17	10,026.				10,026.	10,026.		0.	10,026.
137	PERGOLAS AND SIGNAGE	04/30/06	150DB	15.00		HY17	10,075.				10,075.	9,782.		293.	10,075.
138	IRRIGATION SYSTEM	05/31/06	150DB	15.00		HY17	3,600.				3,600.	3,495.		105.	3,600.

2021 DEPRECIATION AND AMORTIZATION REPORT

OTHER DEPRECIATION

OTHER

Asset No.	Description	Date Acquired	Method	Life	Conv	Line No.	Unadjusted Cost Or Basis	Bus % Excl	Section 179 Expense	* Reduction In Basis	Basis For Depreciation	Beginning Accumulated Depreciation	Current Sec 179 Expense	Current Year Deduction	Ending Accumulated Depreciation
139	36-STOP SIGN POST	01/22/07	150DB	15.00		HY17	597.				597.	544.		35.	579.
	* OTHER TOTAL - PLAYGROUND AND EQUIPMENT						30,193.				30,193.	29,090.		433.	29,523.
	COMMUNICATION SYSTEMS														
	AUDIO/VISUAL EQUIPMENT														
143	CLUBHOUSE	11/19/03	200DB	5.00		HY17	2,940.				2,940.	2,940.		0.	2,940.
496	TELEPHONE	01/30/09	150DB	7.00		HY17	1,836.				1,836.	1,836.		0.	1,836.
	* OTHER TOTAL - COMMUNICATION SYSTEMS						4,776.				4,776.	4,776.		0.	4,776.
	OFFICE FURNISHINGS														
149	LIGHT FIXTURES	11/10/93	200DB	7.00		HY17	881.				881.	881.		0.	881.
150	OFFICE FURNITURE	10/31/02	200DB	7.00		HY17	1,449.				1,449.	1,449.		0.	1,449.
151	JONAS SOFTWARE	10/22/02	200DB	5.00		HY17	52,629.				52,629.	48,809.		0.	48,809.
153	COMPUTER EQUIPMENT	12/16/02	200DB	5.00		HY17	1,558.				1,558.	1,437.		0.	1,437.
157	GROUP III ADMIN FURNITURE	05/22/03	200DB	7.00		HY17	310.				310.	310.		0.	310.
159	CONFERENCE ROOM FURNITURE	09/24/03	200DB	7.00		HY17	9,890.				9,890.	9,890.		0.	9,890.
160	GM OFFICE FURNITURE	01/18/04	200DB	7.00		HY17	2,252.				2,252.	2,252.		0.	2,252.
162	(D)JONAS PAP MODULE	03/01/04	200DB	5.00		HY17	1,575.				1,575.	1,575.		0.	1,575.
163	LANDSCAPE SOFTWARE AND PRINTER	06/30/04	200DB	5.00		HY17	3,594.				3,594.	3,594.		0.	3,594.
168	VECTORPRO	05/31/06		60M		43	2,995.				2,995.	2,995.		0.	2,995.
	* OTHER TOTAL - OFFICE FURNISHINGS						77,133.				77,133.	73,192.		0.	73,192.

2021 DEPRECIATION AND AMORTIZATION REPORT

OTHER DEPRECIATION

OTHER

Asset No.	Description	Date Acquired	Method	Life	Conv	Line No.	Unadjusted Cost Or Basis	Bus % Excl	Section 179 Expense	* Reduction In Basis	Basis For Depreciation	Beginning Accumulated Depreciation	Current Sec 179 Expense	Current Year Deduction	Ending Accumulated Depreciation
	ROADS AND BRIDGES														
202	DESK & SHELVES	04/07/04	200DB	7.00		HY17	2,138.				2,138.	2,138.		0.	2,138.
204	VARIOUS DISPLAY RACKS	06/30/08	200DB	7.00		HY17	6,872.				6,872.	6,872.		0.	6,872.
488	CART PATH REPAVING	07/17/09	150DB	15.00		HY17	1,520.				1,520.	1,207.		89.	1,296.
489	CART PATH REPAVING	07/28/09	150DB	15.00		HY17	1,177.				1,177.	934.		69.	1,003.
490	CART PATH REPAVING	07/31/09	150DB	15.00		HY17	2,116.				2,116.	1,680.		125.	1,805.
491	CART PATH PAVING	08/27/09	150DB	15.00		HY17	6,216.				6,216.	4,931.		367.	5,298.
492	CART PATH PAVING	09/09/09	150DB	15.00		HY17	4,202.				4,202.	3,332.		249.	3,581.
493	CART PATH PAVING	09/18/09	150DB	15.00		HY17	242,128.				242,128.	192,087.		14,297.	206,384.
494	CART PATH PAVING	10/22/09	150DB	15.00		HY17	4,300.				4,300.	3,413.		253.	3,666.
	* OTHER TOTAL - ROADS AND BRIDGES						270,669.				270,669.	216,594.		15,449.	232,043.
	* GRAND TOTAL OTHER DEPR & AMORT						32746394.				32746394.	11634312.		1,105,468.	12739780.
	CURRENT YEAR ACTIVITY														
	BEGINNING BALANCE						31275699.		0.	0.	31275699.	11634312.			12703418.
	ACQUISITIONS						1,470,695.		0.	0.	1,470,695.	0.			36,362.
	DISPOSITIONS/RETIRED						658,837.		0.	0.	658,837.	526,599.			534,102.
	ENDING BALANCE						32087557.		0.	0.	32087557.	11107713.			12205678.

Sales of Business Property
 (Also Involuntary Conversions and Recapture Amounts Under Sections 179 and 280F(b)(2))

2021

Attachment
 Sequence No. **27**

▶ Attach to your tax return.

▶ Go to www.irs.gov/Form4797 for instructions and the latest information.

Name(s) shown on return LONG COVE CLUB OWNER'S ASSOCIATION INC.	Identifying number ** - *** 2304
---	--

1a Enter the gross proceeds from sales or exchanges reported to you for 2021 on Form(s) 1099-B or 1099-S (or substitute statement) that you are including on line 2, 10, or 20	1a	
b Enter the total amount of gain that you are including on lines 2, 10, and 24 due to the partial dispositions of MACRS assets	1b	
c Enter the total amount of loss that you are including on lines 2 and 10 due to the partial dispositions of MACRS assets	1c	

Part I Sales or Exchanges of Property Used in a Trade or Business and Involuntary Conversions From Other Than Casualty or Theft - Most Property Held More Than 1 Year (see instructions)

2	(a) Description of property	(b) Date acquired (mo., day, yr.)	(c) Date sold (mo., day, yr.)	(d) Gross sales price	(e) Depreciation allowed or allowable since acquisition	(f) Cost or other basis, plus improvements and expense of sale	(g) Gain or (loss) Subtract (f) from the sum of (d) and (e)
	STATEMENT 16				88,540.	213,275.	-124,735.
3	Gain, if any, from Form 4684, line 39						3
4	Section 1231 gain from installment sales from Form 6252, line 26 or 37						4
5	Section 1231 gain or (loss) from like-kind exchanges from Form 8824						5
6	Gain, if any, from line 32, from other than casualty or theft						6
7	Combine lines 2 through 6. Enter the gain or (loss) here and on the appropriate line as follows						7 -124,735.
	Partnerships and S corporations. Report the gain or (loss) following the instructions for Form 1065, Schedule K, line 10, or Form 1120-S, Schedule K, line 9. Skip lines 8, 9, 11, and 12 below. Individuals, partners, S corporation shareholders, and all others. If line 7 is zero or a loss, enter the amount from line 7 on line 11 below and skip lines 8 and 9. If line 7 is a gain and you didn't have any prior year section 1231 losses, or they were recaptured in an earlier year, enter the gain from line 7 as a long-term capital gain on the Schedule D filed with your return and skip lines 8, 9, 11, and 12 below. SEE STATEMENT 17						
8	Nonrecaptured net section 1231 losses from prior years. See instructions						8
9	Subtract line 8 from line 7. If zero or less, enter -0-. If line 9 is zero, enter the gain from line 7 on line 12 below. If line 9 is more than zero, enter the amount from line 8 on line 12 below and enter the gain from line 9 as a long-term capital gain on the Schedule D filed with your return. See instructions						9

Part II Ordinary Gains and Losses (see instructions)

10 Ordinary gains and losses not included on lines 11 through 16 (include property held 1 year or less):							
11	Loss, if any, from line 7						11 (124,735.)
12	Gain, if any, from line 7 or amount from line 8, if applicable						12
13	Gain, if any, from line 31						13
14	Net gain or (loss) from Form 4684, lines 31 and 38a						14
15	Ordinary gain from installment sales from Form 6252, line 25 or 36						15
16	Ordinary gain or (loss) from like-kind exchanges from Form 8824						16
17	Combine lines 10 through 16						17 -124,735.
18	For all except individual returns, enter the amount from line 17 on the appropriate line of your return and skip lines a and b below. For individual returns, complete lines a and b below.						
a	If the loss on line 11 includes a loss from Form 4684, line 35, column (b)(ii), enter that part of the loss here. Enter the loss from income-producing property on Schedule A (Form 1040), line 16. (Do not include any loss on property used as an employee.) Identify as from "Form 4797, line 18a." See instructions						18a
b	Redetermine the gain or (loss) on line 17 excluding the loss, if any, on line 18a. Enter here and on Schedule 1 (Form 1040), Part I, line 4						18b

Part III Gain From Disposition of Property Under Sections 1245, 1250, 1252, 1254, and 1255 (see instructions)

19 (a) Description of section 1245, 1250, 1252, 1254, or 1255 property:	(b) Date acquired (mo., day, yr.)	(c) Date sold (mo., day, yr.)
A CLUBHOUSE EQUIPMENT	022809	123121
B 2 WHEEL DRIVE KUBOTA TRACTOR	121510	060421
C JONAS PAP MODULE	030104	063021
D DELL OPTIPLEX	123114	063021

These columns relate to the properties on lines 19A through 19D.	Property A	Property B	Property C	Property D
20 Gross sales price (Note: See line 1a before completing.)	20			
21 Cost or other basis plus expense of sale	21 4,519.	20,598.	1,575.	1,659.
22 Depreciation (or depletion) allowed or allowable	22 4,519.	20,598.	1,575.	1,659.
23 Adjusted basis. Subtract line 22 from line 21	23 0.	0.	0.	0.
24 Total gain. Subtract line 23 from line 20	24 0.	0.	0.	0.
25 If section 1245 property:				
a Depreciation allowed or allowable from line 22	25a 4,519.	20,598.	1,575.	1,659.
b Enter the smaller of line 24 or 25a	25b			
26 If section 1250 property: If straight line depreciation was used, enter -0- on line 26g, except for a corporation subject to section 291.				
a Additional depreciation after 1975	26a			
b Applicable percentage multiplied by the smaller of line 24 or line 26a	26b			
c Subtract line 26a from line 24. If residential rental property or line 24 isn't more than line 26a, skip lines 26d and 26e	26c			
d Additional depreciation after 1969 and before 1976	26d			
e Enter the smaller of line 26c or 26d	26e			
f Section 291 amount (corporations only)	26f			
g Add lines 26b, 26e, and 26f	26g			
27 If section 1252 property: Skip this section if you didn't dispose of farmland or if this form is being completed for a partnership.				
a Soil, water, and land clearing expenses	27a			
b Line 27a multiplied by applicable percentage	27b			
c Enter the smaller of line 24 or 27b	27c			
28 If section 1254 property:				
a Intangible drilling and development costs, expenditures for development of mines and other natural deposits, mining exploration costs, and depletion	28a			
b Enter the smaller of line 24 or 28a	28b			
29 If section 1255 property:				
a Applicable percentage of payments excluded from income under section 126	29a			
b Enter the smaller of line 24 or 29a	29b			

Summary of Part III Gains. Complete property columns A through D through line 29b before going to line 30.

30 Total gains for all properties. Add property columns A through D, line 24	30
31 Add property columns A through D, lines 25b, 26g, 27c, 28b, and 29b. Enter here and on line 13	31
32 Subtract line 31 from line 30. Enter the portion from casualty or theft on Form 4684, line 33. Enter the portion from other than casualty or theft on Form 4797, line 6	32

Part IV Recapture Amounts Under Sections 179 and 280F(b)(2) When Business Use Drops to 50% or Less

(see instructions)

	(a) Section 179	(b) Section 280F(b)(2)
33 Section 179 expense deduction or depreciation allowable in prior years	33	
34 Recomputed depreciation. See instructions	34	
35 Recapture amount. Subtract line 34 from line 33. See the instructions for where to report	35	

Part III Gain From Disposition of Property Under Sections 1245, 1250, 1252, 1254, and 1255 (see instructions)

19 (a) Description of section 1245, 1250, 1252, 1254, or 1255 property:	(b) Date acquired (mo., day, yr.)	(c) Date sold (mo., day, yr.)
A DELL OPTIPLEX 3020 (KRIS L.)	033115	063021
B DELL OPTIPLEX 3020	033115	063021
C DELL OPTIPLEX 3020 (PRO SHOP)	033115	063021
D DELL OPTIPLEX & EASTHSCAPES SOFTWARE	123015	063021

These columns relate to the properties on lines 19A through 19D.	Property A	Property B	Property C	Property D
20 Gross sales price (Note: See line 1a before completing.)	20			
21 Cost or other basis plus expense of sale	21	689.	689.	689.
22 Depreciation (or depletion) allowed or allowable	22	689.	689.	689.
23 Adjusted basis. Subtract line 22 from line 21	23	0.	0.	0.
24 Total gain. Subtract line 23 from line 20	24	0.	0.	0.
25 If section 1245 property:				
a Depreciation allowed or allowable from line 22	25a	689.	689.	689.
b Enter the smaller of line 24 or 25a	25b			
26 If section 1250 property: If straight line depreciation was used, enter -0- on line 26g, except for a corporation subject to section 291.				
a Additional depreciation after 1975	26a			
b Applicable percentage multiplied by the smaller of line 24 or line 26a	26b			
c Subtract line 26a from line 24. If residential rental property or line 24 isn't more than line 26a, skip lines 26d and 26e	26c			
d Additional depreciation after 1969 and before 1976	26d			
e Enter the smaller of line 26c or 26d	26e			
f Section 291 amount (corporations only)	26f			
g Add lines 26b, 26e, and 26f	26g			
27 If section 1252 property: Skip this section if you didn't dispose of farmland or if this form is being completed for a partnership.				
a Soil, water, and land clearing expenses	27a			
b Line 27a multiplied by applicable percentage	27b			
c Enter the smaller of line 24 or 27b	27c			
28 If section 1254 property:				
a Intangible drilling and development costs, expenditures for development of mines and other natural deposits, mining exploration costs, and depletion	28a			
b Enter the smaller of line 24 or 28a	28b			
29 If section 1255 property:				
a Applicable percentage of payments excluded from income under section 126	29a			
b Enter the smaller of line 24 or 29a	29b			

Summary of Part III Gains. Complete property columns A through D through line 29b before going to line 30.

30 Total gains for all properties. Add property columns A through D, line 24	30
31 Add property columns A through D, lines 25b, 26g, 27c, 28b, and 29b. Enter here and on line 13	31
32 Subtract line 31 from line 30. Enter the portion from casualty or theft on Form 4684, line 33. Enter the portion from other than casualty or theft on Form 4797, line 6	32

Part IV Recapture Amounts Under Sections 179 and 280F(b)(2) When Business Use Drops to 50% or Less

(see instructions)

	(a) Section 179	(b) Section 280F(b)(2)
33 Section 179 expense deduction or depreciation allowable in prior years	33	
34 Recomputed depreciation. See instructions	34	
35 Recapture amount. Subtract line 34 from line 33. See the instructions for where to report	35	

Part III Gain From Disposition of Property Under Sections 1245, 1250, 1252, 1254, and 1255 (see instructions)

19 (a) Description of section 1245, 1250, 1252, 1254, or 1255 property:	(b) Date acquired (mo., day, yr.)	(c) Date sold (mo., day, yr.)
A POOL DECK REPAIR	041906	123121
B COURT PAC ROLLER ' 48	013107	123121
C ROAD IMPROVEMENTS	071698	123121
D ROAD IMPROVEMENTS	111799	123121

These columns relate to the properties on lines 19A through 19D.	Property A	Property B	Property C	Property D	
20 Gross sales price (Note: See line 1a before completing.)	20				
21 Cost or other basis plus expense of sale	21	1,422.	6,495.	217,309.	87,721.
22 Depreciation (or depletion) allowed or allowable	22	1,422.	6,495.	217,309.	87,721.
23 Adjusted basis. Subtract line 22 from line 21	23	0.	0.	0.	0.
24 Total gain. Subtract line 23 from line 20	24	0.	0.	0.	0.
25 If section 1245 property:					
a Depreciation allowed or allowable from line 22	25a	1,422.	6,495.	217,309.	87,721.
b Enter the smaller of line 24 or 25a	25b				
26 If section 1250 property: If straight line depreciation was used, enter -0- on line 26g, except for a corporation subject to section 291.					
a Additional depreciation after 1975	26a				
b Applicable percentage multiplied by the smaller of line 24 or line 26a	26b				
c Subtract line 26a from line 24. If residential rental property or line 24 isn't more than line 26a, skip lines 26d and 26e	26c				
d Additional depreciation after 1969 and before 1976	26d				
e Enter the smaller of line 26c or 26d	26e				
f Section 291 amount (corporations only)	26f				
g Add lines 26b, 26e, and 26f	26g				
27 If section 1252 property: Skip this section if you didn't dispose of farmland or if this form is being completed for a partnership.					
a Soil, water, and land clearing expenses	27a				
b Line 27a multiplied by applicable percentage	27b				
c Enter the smaller of line 24 or 27b	27c				
28 If section 1254 property:					
a Intangible drilling and development costs, expenditures for development of mines and other natural deposits, mining exploration costs, and depletion	28a				
b Enter the smaller of line 24 or 28a	28b				
29 If section 1255 property:					
a Applicable percentage of payments excluded from income under section 126	29a				
b Enter the smaller of line 24 or 29a	29b				

Summary of Part III Gains. Complete property columns A through D through line 29b before going to line 30.

30 Total gains for all properties. Add property columns A through D, line 24	30
31 Add property columns A through D, lines 25b, 26g, 27c, 28b, and 29b. Enter here and on line 13	31
32 Subtract line 31 from line 30. Enter the portion from casualty or theft on Form 4684, line 33. Enter the portion from other than casualty or theft on Form 4797, line 6	32

Part IV Recapture Amounts Under Sections 179 and 280F(b)(2) When Business Use Drops to 50% or Less

(see instructions)

	(a) Section 179	(b) Section 280F(b)(2)
33 Section 179 expense deduction or depreciation allowable in prior years	33	
34 Recomputed depreciation. See instructions	34	
35 Recapture amount. Subtract line 34 from line 33. See the instructions for where to report	35	

Part III Gain From Disposition of Property Under Sections 1245, 1250, 1252, 1254, and 1255 (see instructions)

19 (a) Description of section 1245, 1250, 1252, 1254, or 1255 property:	(b) Date acquired (mo., day, yr.)	(c) Date sold (mo., day, yr.)
A RESUFACING OF ROADS	091003	123121
B		
C		
D		

These columns relate to the properties on lines 19A through 19D.		Property A	Property B	Property C	Property D
20 Gross sales price (Note: See line 1a before completing.)	20				
21 Cost or other basis plus expense of sale	21	99,985.			
22 Depreciation (or depletion) allowed or allowable	22	99,985.			
23 Adjusted basis. Subtract line 22 from line 21	23	0.			
24 Total gain. Subtract line 23 from line 20	24	0.			
25 If section 1245 property:					
a Depreciation allowed or allowable from line 22	25a	99,985.			
b Enter the smaller of line 24 or 25a	25b				
26 If section 1250 property: If straight line depreciation was used, enter -0- on line 26g, except for a corporation subject to section 291.					
a Additional depreciation after 1975	26a				
b Applicable percentage multiplied by the smaller of line 24 or line 26a	26b				
c Subtract line 26a from line 24. If residential rental property or line 24 isn't more than line 26a, skip lines 26d and 26e	26c				
d Additional depreciation after 1969 and before 1976	26d				
e Enter the smaller of line 26c or 26d	26e				
f Section 291 amount (corporations only)	26f				
g Add lines 26b, 26e, and 26f	26g				
27 If section 1252 property: Skip this section if you didn't dispose of farmland or if this form is being completed for a partnership.					
a Soil, water, and land clearing expenses	27a				
b Line 27a multiplied by applicable percentage	27b				
c Enter the smaller of line 24 or 27b	27c				
28 If section 1254 property:					
a Intangible drilling and development costs, expenditures for development of mines and other natural deposits, mining exploration costs, and depletion	28a				
b Enter the smaller of line 24 or 28a	28b				
29 If section 1255 property:					
a Applicable percentage of payments excluded from income under section 126	29a				
b Enter the smaller of line 24 or 29a	29b				

Summary of Part III Gains. Complete property columns A through D through line 29b before going to line 30.

30 Total gains for all properties. Add property columns A through D, line 24	30	
31 Add property columns A through D, lines 25b, 26g, 27c, 28b, and 29b. Enter here and on line 13	31	
32 Subtract line 31 from line 30. Enter the portion from casualty or theft on Form 4684, line 33. Enter the portion from other than casualty or theft on Form 4797, line 6	32	

Part IV Recapture Amounts Under Sections 179 and 280F(b)(2) When Business Use Drops to 50% or Less

(see instructions)

	(a) Section 179	(b) Section 280F(b)(2)
33 Section 179 expense deduction or depreciation allowable in prior years	33	
34 Recomputed depreciation. See instructions	34	
35 Recapture amount. Subtract line 34 from line 33. See the instructions for where to report	35	

Form **8846**

Department of the Treasury
Internal Revenue Service

**Credit for Employer Social Security and Medicare Taxes
Paid on Certain Employee Tips**

▶ Attach to your tax return.

▶ Go to www.irs.gov/Form8846 for the latest information.

OMB No. 1545-0123

2021

Attachment
Sequence No. **846**

Name(s) shown on return

LONG COVE CLUB OWNER'S ASSOCIATION INC.

Identifying number

**** - *** 2304**

Note: Claim this credit **only** for employer social security and Medicare taxes paid by a food and beverage employer where tipping is customary for providing food or beverages. See the instructions for line 1.

1	Tips received by employees for services on which you paid or incurred employer social security and Medicare taxes during the tax year (see instructions)	1	10,130.
2	Tips not subject to the credit provisions (see instructions)	2	
3	Creditable tips. Subtract line 2 from line 1	3	10,130.
4	Multiply line 3 by 7.65% (0.0765). If you had any tipped employees whose wages (including tips) exceeded \$142,800, see instructions and check here ▶ <input type="checkbox"/>	4	775.
5	Credit for employer social security and Medicare taxes paid on certain employee tips from partnerships and S corporations	5	
6	Add lines 4 and 5. Partnerships and S corporations, report this amount on Schedule K. All others, report this amount on Form 3800, Part III, line 4f	6	775.

LHA For Paperwork Reduction Act Notice, see instructions.

Form **8846** (2021)

Supplemental Attachment to Schedule M-3

▶ Attach to Schedule M-3 for Form 1065, 1120, 1120-L, 1120-PC, or 1120-S.
 ▶ Go to www.irs.gov/Form1120 for the latest information.

OMB No. 1545-0123

Name of common parent LONG COVE CLUB OWNER 'S ASSOCIATION INC.	Employer identification number ** - *** 2304
Name of subsidiary	Employer identification number

Part I Cost of Goods Sold

Cost of Goods Sold Items	(a) Expense per Income Statement	(b) Temporary Difference	(c) Permanent Difference	(d) Deduction per Tax Return
1 Amounts attributable to cost flow assumptions				
2 Amounts attributable to:				
a Stock option expense				
b Other equity-based compensation				
c Meals and entertainment				
d Parachute payments				
e Compensation with section 162(m) limitation				
f Pension and profit sharing				
g Other post-retirement benefits				
h Deferred compensation				
i Reserved				
j Amortization				
k Depletion				
l Depreciation				
m Corporate-owned life insurance premiums ...				
n Other section 263A costs				
3 Inventory shrinkage accruals				
4 Excess inventory and obsolescence reserves				
5 Lower of cost or market write-downs				
6 Other items with differences (attach statement) SEE STATEMENT 18				
7 Other items with no differences	1,184,807.			1,184,807.
8 Total cost of goods sold. Add lines 1 through 7 in columns a, b, c, and d. Enter totals on the applicable Schedule M-3. See instructions ...	1,184,807.			1,184,807.

LHA For Paperwork Reduction Act Notice, see instructions.

Form **8916-A** (Rev. 11-2019)

Part II Interest Income

	Interest Income Item	(a) Income (Loss) per Income Statement	(b) Temporary Difference	(c) Permanent Difference	(d) Income (Loss) per Tax Return
1	Tax-exempt interest income				
2	Interest income from hybrid securities				
3	Sale/lease interest income				
4a	Intercompany interest income - From outside tax affiliated group				
4b	Intercompany interest income - From tax affiliated group				
5	Other interest income STMT 19	23,284.			23,284.
6	Total interest income. Add lines 1 through 5 in columns a, b, c, and d. Enter total on the applicable Schedule M-3. See instructions.	23,284.			23,284.

Part III Interest Expense

	Interest Expense Item	(a) Expense per Income Statement	(b) Temporary Difference	(c) Permanent Difference	(d) Deduction per Tax Return
1	Interest expense from hybrid securities				
2	Lease/purchase interest expense				
3a	Intercompany interest expense - Paid to outside tax affiliated group				
3b	Intercompany interest expense - Paid to tax affiliated group				
4	Other interest expense				
5	Total interest expense. Add lines 1 through 4 in columns a, b, c, and d. Enter total on the applicable Schedule M-3. See instructions.				

Election Not to Claim the Additional First Year
Depreciation Allowable Under IRC Sec. 168(k)

Long Cove Club Owner's Association Inc.
399 Long Cove Dr
Hilton Head Island, SC 29928-6152

Employer Identification Number: **-***2304

For the Year Ending December 31, 2021

Long Cove Club Owner's Association Inc., hereby elects, pursuant to IRC Sec. 168(k)(7), not to claim the additional depreciation allowable under IRC Sec. 168(k) for the following qualifying property placed in service during the tax year ending December 31, 2021.

All property in the 3 year class.
All property in the 5 year class.
All property in the 7 year class.
All property in the 15 year class.

See attached Form 4562.

Section 1.263(a)-1(f) De Minimis Safe Harbor Election

Long Cove Club Owner's Association Inc.
399 Long Cove Dr
Hilton Head Island, SC 29928-6152

Employer Identification Number: **-***2304

For the Year Ending December 31, 2021

Long Cove Club Owner's Association Inc. is making the de minimis safe harbor election under Reg. Sec. 1.263(a)-1(f).

CLIENT COPY

FORM 1120	INTEREST INCOME	STATEMENT 1	
DESCRIPTION		US	OTHER
INTEREST INCOME			3,643.
SCBT INTEREST			19,641.
TOTAL TO FORM 1120, LINE 5			23,284.

FORM 1120	OTHER INCOME	STATEMENT 2	
DESCRIPTION		AMOUNT	
MEMBERSHIP ASSESSMENTS		6,731,712.	
ARCHITECTURAL REVIEW BOARD		74,150.	
COMMUNITY SERVICES		495,858.	
OTHER INCOME		32,361.	
TENNIS FEES		22,854.	
GOLF ACTIVITIES		803,427.	
TOTAL TO FORM 1120, LINE 10		8,160,362.	

FORM 1120	TAXES AND LICENSES	STATEMENT 3	
DESCRIPTION		AMOUNT	
REAL ESTATE TAXES		64,758.	
TOTAL TO FORM 1120, LINE 17		64,758.	

FORM 1120

OTHER DEDUCTIONS

STATEMENT 4

DESCRIPTION	AMOUNT
277 DEFERRED DEDUCTION	-1,625,643.
AMORTIZATION	527.
ARCHITECTURAL REVIEW BOARD	31,149.
BAD DEBT	-12,921.
CLUBHOUSE	411,481.
COMMUNITY SERVICE	914,331.
FOOD & BEVERAGE	165,242.
GENERAL & ADMINISTRATIVE	663,282.
GOLF	97,263.
GOLF COURSE MAINTENANCE	548,374.
INSURANCE	327,029.
INTEREST EXPENSE	37,297.
OPERATING LEASE	366,897.
SECURITY	40,823.
TENNIS	38,159.
TOTAL TO FORM 1120, LINE 26	2,003,290.

NET OPERATING LOSS DEDUCTION

STATEMENT 5

TAX YEAR	LOSS SUSTAINED	LOSS PREVIOUSLY APPLIED	LOSS REMAINING	AVAILABLE THIS YEAR
12/31/01	30,924.		30,924.	30,924.
12/31/02	111,164.		111,164.	111,164.
12/31/03	20,199.		20,199.	20,199.
12/31/04	304,876.		304,876.	304,876.
12/31/05	454,564.		454,564.	454,564.
12/31/06	542,596.		542,596.	542,596.
12/31/07	567,662.		567,662.	567,662.
12/31/08	517,766.		517,766.	517,766.
12/31/09	4,185.		4,185.	4,185.
12/31/10	114,689.		114,689.	114,689.
12/31/11	118,332.		118,332.	118,332.
12/31/12	283,641.		283,641.	283,641.
12/31/13	151,907.		151,907.	151,907.
12/31/14	291,623.		291,623.	291,623.
12/31/15	282,828.		282,828.	282,828.
12/31/16	158,000.		158,000.	158,000.
12/31/17	13,032.		13,032.	13,032.
12/31/18	78,382.		78,382.	78,382.
12/31/19	41,713.		41,713.	41,713.
12/31/20	36,480.		36,480.	36,480.
NOL AVAILABLE THIS YEAR			4,124,563.	4,124,563.

SCHEDULE L	OTHER CURRENT ASSETS	STATEMENT 6	
DESCRIPTION		BEGINNING OF TAX YEAR	END OF TAX YEAR
PREPAID EXPENSES		71,657.	25,925.
RENOVATION ASSESSMENTS RECEIVABLE		132,661.	0.
TOTAL TO SCHEDULE L, LINE 6		204,318.	25,925.

SCHEDULE L	OTHER ASSETS	STATEMENT 7	
DESCRIPTION		BEGINNING OF TAX YEAR	END OF TAX YEAR
CONSTRUCTION IN PROGRESS		22,253.	239,689.
RENOVATION ASSESSMENTS RECEIVABLE			
TOTAL TO SCHEDULE L, LINE 14		22,253.	239,689.

SCHEDULE L	OTHER CURRENT LIABILITIES	STATEMENT 8	
DESCRIPTION		BEGINNING OF TAX YEAR	END OF TAX YEAR
ACCRUED EXPENSES		237,752.	304,225.
ESCROW DEPOSITS		110,250.	208,000.
TOTAL TO SCHEDULE L, LINE 18		348,002.	512,225.

FORM 3800

CARRYOVER OF GENERAL BUSINESS CREDITS

STATEMENT 9

YEAR	TYPE OF CREDIT	ORIGINAL CREDIT	PREVIOUSLY APPLIED	CREDIT REMAINING	AVAILABLE THIS YEAR
2014	EMPLOYER SOCIAL SECURITY - POST 2006	897.	0.	897.	897.
2015	EMPLOYER SOCIAL SECURITY - POST 2006	1,142.	0.	1,142.	1,142.
2016	EMPLOYER SOCIAL SECURITY - POST 2006	703.	0.	703.	703.
2017	EMPLOYER SOCIAL SECURITY - POST 2006	812.	0.	812.	812.
2018	EMPLOYER SOCIAL SECURITY - POST 2006	751.	0.	751.	751.
2019	EMPLOYER SOCIAL SECURITY - POST 2006	817.	0.	817.	817.
2020	EMPLOYER SOCIAL SECURITY - POST 2006	343.	0.	343.	343.
TOTALS		5,465.	0.	5,465.	5,465.
LESS TO FORM 4255, LINE 12					0.
TOTAL					5,465.

SCHEDULE M-3

OTHER INCOME (LOSS) ITEMS WITH DIFFERENCES

STATEMENT 10

DESCRIPTION	INCOME (LOSS) PER INCOME STATEMENT	TEMPORARY DIFFERENCE	PERMANENT DIFFERENCE	INCOME (LOSS) PER TAX RETURN
GROSS RECEIPTS OR SALES	2,146,638.	1,566.	0.	2,148,204.
TOTAL TO M-3, PART II, LINE 25	2,146,638.	1,566.	0.	2,148,204.

SCHEDULE M-3 OTHER INCOME (LOSS) AND EXPENSE / DEDUCTION STATEMENT 11
ITEMS WITH NO DIFFERENCES

DESCRIPTION	INCOME (LOSS) PER INCOME STATEMENT	INCOME (LOSS) PER TAX RETURN
OTHER INCOME (LOSS) - SEE STATEMENT	8,160,362.	8,160,362.
OTHER EXPENSE / DEDUCTION - SEE STATEMENT	-4,584,688.	-4,584,688.
TOTAL TO SCHEDULE M-3, PART II, LINE 28	3,575,674.	3,575,674.

SCHEDULE M-3 OTHER INCOME (LOSS) ITEMS WITH NO DIFFERENCES STATEMENT 12

DESCRIPTION	INCOME (LOSS) PER INCOME STATEMENT	INCOME (LOSS) PER TAX RETURN
ARCHITECTURAL REVIEW BOARD	74,150.	74,150.
COMMUNITY SERVICES	495,858.	495,858.
GOLF ACTIVITIES	803,427.	803,427.
MEMBERSHIP ASSESSMENTS	6,731,712.	6,731,712.
OTHER INCOME	32,361.	32,361.
TENNIS FEES	22,854.	22,854.
TOTAL TO SCHEDULE M-3, PART II, LINE 28	8,160,362.	8,160,362.

SCHEDULE M-3 OTHER EXPENSE/DEDUCTION ITEMS WITH DIFFERENCES STATEMENT 13

DESCRIPTION	EXPENSE/ DEDUCTION PER INCOME STATEMENT	TEMPORARY DIFFERENCE	PERMANENT DIFFERENCE	EXPENSE/ DEDUCTION PER TAX RETURN
277 DEFERRED DEDUCTION	0.	-1,625,643.	0.	-1,625,643.
BAD DEBT	0.	-12,921.	0.	-12,921.
GOLF	98,503.		-1,240.	97,263.
SALARIES AND WAGES	4,765,297.		-775.	4,764,522.
TOTAL TO M-3, PART III, LINE 38	4,863,800.	-1,638,564.	-2,015.	3,223,221.

SCHEDULE M-3

OTHER EXPENSE/DEDUCTION ITEMS
WITH NO DIFFERENCES

STATEMENT 14

DESCRIPTION	EXPENSE/ DEDUCTION PER INCOME STATEMENT	EXPENSE/ DEDUCTION PER TAX RETURN
ARCHITECTURAL REVIEW BOARD	31,149.	31,149.
CLUBHOUSE	411,481.	411,481.
COMMUNITY SERVICE	914,331.	914,331.
EMPLOYEE BENEFIT PROGRAMS	975,866.	975,866.
FOOD & BEVERAGE	165,242.	165,242.
GENERAL & ADMINISTRATIVE	663,282.	663,282.
GOLF COURSE MAINTENANCE	548,374.	548,374.
INSURANCE	327,029.	327,029.
INTEREST EXPENSE	37,297.	37,297.
OPERATING LEASE	366,897.	366,897.
REAL ESTATE TAXES	64,758.	64,758.
SECURITY	40,823.	40,823.
TENNIS	38,159.	38,159.
TOTAL TO SCHEDULE M-3, PART II, LINE 28	4,584,688.	4,584,688.

FORM 4562, PART III

NONRESIDENTIAL REAL PROPERTY

STATEMENT 15

(A) DESCRIPTION OF PROPERTY	(B) MO/YR	(C) BASIS	(D) PERIOD	(G) DEDUCTION
REPAIRED GARAGE DOORS AT MAINTENANCE SHOP	/			
CLUBHOUSE WINDOW REPLACEMENT	5 21	4,001.	39.0 YRS	64.
CLUBHOUSE HVAC	12/21	4,650.	39.0 YRS	5.
CLUBHOUSE HVAC	12/21	30,081.	39.0 YRS	32.
CLUBHOUSE HVAC	12/21	25,777.	39.0 YRS	28.
TOTAL TO FORM 4562, PART III, LINE 19I		64,509.		129.

FORM 4797

SALES OF PROPERTY USED IN A TRADE OR BUSINESS

STATEMENT 16

DESCRIPTION OF PROPERTY	DATE ACQUIRED	DATE SOLD	SALES PRICE	DEPR ALLOWED	COST OR BASIS	GAIN OR LOSS
POOL CHLORINATOR	06/30/18	12/31/21		5,114.	6,644.	-1,530.
REFRIGERATED CHEF BASE	10/31/16	12/31/21		7,756.	9,441.	-1,685.
SNACK SHOP ICE MACHINE	04/30/17	12/31/21		4,354.	5,594.	-1,240.
WASHING MACHINES - CLUBHOUSE	06/30/17	12/31/21		754.	969.	-215.
GOLF RANGE EQUIPMENT	10/31/15	12/31/21		3,453.	7,369.	-3,916.
BRIDGES	06/30/87	12/31/21			19,000.	-19,000.
TENNIS FURNITURE	08/04/00	12/31/21		4,675.	5,089.	-414.
TENNIS COURTS	01/27/12	12/31/21				
REVITALIZATION				17,703.	25,655.	-7,952.
TENNIS COURT RESURFACING 2014	05/31/14	12/31/21		11,143.	20,000.	-8,857.
LAGOON ENGINEERING STUDY 2016	09/30/15	12/31/21		11,728.	25,029.	-13,301.
LAGOON ENGINEERING STUDY 2018	12/31/16	12/31/21		6,607.	16,198.	-9,591.
LAGOON ENGINEERING STUDY 2014	10/31/18	12/31/21		4,164.	51,268.	-47,104.
LAGOON ENGINEERING STUDY 2014	12/31/14	12/31/21		11,089.	21,019.	-9,930.
TOTALS TO FORM 4797, LINE 2				88,540.	213,275.	-124735.

FORM 4797

SECTION 1231 LOSSES FROM PRIOR YEARS

STATEMENT 17

	LOSS SUSTAINED	LOSS PREVIOUSLY RECAPTURED	LOSS REMAINING
TAX YEAR 2016	444,633		444,633
TAX YEAR 2017			
TAX YEAR 2018	28,694		28,694
TAX YEAR 2019	24,552		24,552
TAX YEAR 2020	13,551		13,551
TOTAL REMAINING SECTION 1231 LOSSES FROM PRIOR YEARS			511,430

FORM 8916-A

OTHER ITEMS WITH NO DIFFERENCES

STATEMENT 18

DESCRIPTION	PER INCOME STATEMENT	PER TAX RETURN
BEGINNING INVENTORY	171,250.	171,250.
ENDING INVENTORY	-172,573.	-172,573.
PURCHASES	1,186,130.	1,186,130.
TOTAL TO LINE 7	1,184,807.	1,184,807.

FORM 8916-A

OTHER INTEREST INCOME

STATEMENT 19

DESCRIPTION	PER INCOME STATEMENT	TEMPORARY DIFFERENCE	PERMANENT DIFFERENCE	PER TAX RETURN
INTEREST INCOME	3,643.	0.	0.	3,643.
SCBT INTEREST	19,641.	0.	0.	19,641.
TOTAL TO PART II, LINE 5	23,284.	0.	0.	23,284.

Electronic Filing PDF Attachment

CLIENT COPY

Account	Club activities			Total Club Book Income	Total Book Income	M-1s	Taxable Income
	Member	Non Member	%				
MEMBERSHIP ASSESSMENTS	401.01.04.01	6,731,712		6,731,712	6,731,712		6,731,712
FOOD & BEVERAGE	401.01.02.02, 401.01.02.03	1,536,512	-	0.00%	1,536,512		1,536,512
GOLF ACTIVITIES	401.01.03	779,792	23,635	2.94%	803,427		803,427
GOLF MERCHANDISE	401.01.03.01	599,507			599,507	1,566	601,073
TENNIS	401.01.24	33,473			33,473		33,473
ARCHITECTURAL REVIEW BOARD	401.01.32	74,150			74,150		74,150
SECURITY GATE PASSES	401.01.31	-	495,858	100.00%	495,858		495,858
OTHER INCOME	F/S, p 3	32,361			32,361		32,361
ORDINARY INTEREST INCOME		19,641		0.00%	19,641		19,641
DARIUS RUCKER EVENT	401.01.04.08	-	-		-		-
1099 INTEREST INCOME		-	3,643		3,643		3,643
HURRICANE MATTHEW SPECIAL ASSESSMENTS		-	-		-		-
GAIN/(LOSS) ON DISPOSAL	F/S, p 4	(70,202)	-		(70,202)	(54,533)	(124,735)
Income		9,736,946	523,136	5.10%	10,260,082	(52,967)	10,207,115
COS:							
Food and Bev COS	502.07.02, 502.07.03	(743,246)	-	0.00%	(743,246)		(743,246)
Golf COS	502.14	(433,082)	-	0.00%	(433,082)		(433,082)
Tennis COS	502.15	(8,479)	-	0.00%	(8,479)		(8,479)
Total COS		(1,184,807)	-	0.00%	(1,184,807)		(1,184,807)
Gross Profit		8,552,139	523,136	5.76%	9,075,275	(52,967)	9,022,308
Food and beverage - S&W, CC	601.01.01	(1,600,379)	-	0.00%	(1,600,379)	775	(1,599,604)
Food and beverage - other ex	601.01.03	(165,242)	-	0.00%	(165,242)		(165,242)
Golf Operations - S&W, CC	601.03.01	(718,249)	(38,589)	5.10%	(756,838)		(756,838)
Golf Operations - other expe	601.03.05	(93,481)	(5,022)	5.10%	(98,503)	1,240	(97,263)
Clubhouse - S&W	601.14.01	(179,106)	(9,623)	5.10%	(188,729)		(188,729)
Clubhouse- Other	601.14.03	(390,501)	(20,980)	5.10%	(411,481)		(411,481)
Clubhouse - Equipment Rental	622.01	-	-	5.10%	-		-
Security - S&W	601.08.01	(329,776)	(164,864)	33.33%	(494,640)		(494,640)
Security - other	601.08.03	(27,217)	(13,606)	33.33%	(40,823)		(40,823)
Tennis - S&W	601.04.01	(283,237)	-	0.00%	(283,237)		(283,237)
Tennis - Other	601.04.03	(38,159)	-	0.00%	(38,159)		(38,159)
Community Services - S&W	601.06.01	(339,650)	-	0.00%	(339,650)		(339,650)
Community Services - Other	601.06.03	(914,331)	-	0.00%	(914,331)		(914,331)
Golf Course Maintenance - S&W	601.15.01	(1,149,010)	(3,186)	0.28%	(1,152,196)		(1,152,196)
Golf Course Maintenance - Ot	601.15.03	(546,858)	(1,516)	0.28%	(548,374)		(548,374)
Architecture Review - S&W, CC	F/S, p 13	-	-	0.00%	-		-
Architecture Review - Other	601.18.03	(31,149)	-	0.00%	(31,149)		(31,149)
Salaries - G&A	601.13.01	(878,305)	(47,189)	5.10%	(925,494)		(925,494)
other - G&A	601.13.03	(629,463)	(33,819)	5.10%	(663,282)		(663,282)
Operating Leases	F/S, p 5	(366,897)	-	0.00%	(366,897)		(366,897)
Bad Debt		-	-		-	12,921	12,921
Depreciation and Amortization	F/S, p 4	(1,459,764)	(78,429)	5.10%	(1,538,193)	433,252	(1,104,941)
Amortization		-	-		-	(527)	(527)
Insurance	730.19	(310,355)	(16,674)	5.10%	(327,029)		(327,029)
RE Taxes - G&A	730.13	(61,456)	(3,302)	5.10%	(64,758)		(64,758)
Interest Expense	F/S, p 13	(5,034)	(270)	5.10%	(5,304)		(5,304)
Interest Expense	F/S, p 5	(31,993)	-		(31,993)		(31,993)
Darius Rucker Event	730.22	-	-	0.00%	-		-
Hurricane Related Expenses		-	-		-		-
State Taxes		-	-		-		-
Sec 277 Deferral (Utilization)		-	-		-	1,625,643	1,625,643
Book Income (Loss)		(1,997,472)	86,066		(1,911,406)	2,020,337	108,931
M-1s:							
State Income Tax		-	-		-		-
Hurricane Matthew Capital Assessments		-	-		-		-
Capitalized Hurricane Expenses		-	-		-		-
Deferred Compensation		-	-		-		-
Gift Certificates		1,486	80	5.10%	1,566	1,566	
Gain/(Loss) on Disposal		(54,533)	-		(54,533.00)	(54,533)	
Depreciation		411,162	22,090	5.10%	433,252	433,252	
Amortization		(500)	(27)	5.10%	(527)	(527)	
Bad Debt		12,262	659	5.10%	12,921	12,921	
Renovation Assessments		-	-		-		-
FICA Tip Credit		775	-		775	775	
Fuels Tax Credit		1,177	63	5.10%	1,240	1,240	
Capital Funds used for operations		-	-		-		-
Taxable Income		(1,625,643)	108,931		(1,516,712)		
Non-Member Loss offset to Member Income		-	-		-		-
277 deferred deduction generated (utilized)		1,625,643			1,625,643	1,625,643	
TAXABLE INCOME		-	108,931		108,931		108,931

NOL CARRYOVER GENERATED (UTILIZED)
TAXABLE INCOME

(108,931)	(108,931)
-	(0)

(108,931)
(0) wp 7501.1

CLIENT COPY

Long Cove Club Owners Assoc.
 December 31, 2021
 Section 277 Carryforward

wp 7501.8

Sec. 277 Carryforward -- Note -- Carryforwards do not expire

Year Ending	Amount Generated	Amount Utilized	Carryforward
1999	149,000	0	149,000
2000	187,829	0	187,829
2001	452,677	0	452,677
2002	35,157	0	35,157
2003	293,311	0	293,311
2004	219,246	0	219,246
2005	184,893	0	184,893
2006	452,266	0	452,266
2007	124,387	0	124,387
2008	179,196	0	179,196
2009	1,110,103	0	1,110,103
2010	690,801	0	690,801
2011	651,027	0	651,027
2012	555,546	0	555,546
2013	2,177,402	0	2,177,402
2014	1,176,004		1,176,004
2015	984,642		984,642
2016	1,126,341		1,126,341
2017	1,119,884		1,119,884
2018	1,537,474		1,537,474
2019	1,374,197		1,374,197
2020	1,928,612		1,928,612
2021	1,625,643		1,625,643
	18,335,638	-	18,335,638
Available 12/31/2021			18,335,638

2021 TAX RETURN FILING INSTRUCTIONS

SOUTH CAROLINA FORM SC1120

FOR THE YEAR ENDING

December 31, 2021

Prepared For:

Long Cove Club Owner's Association Inc.
399 Long Cove Dr
Hilton Head Island, SC 29928-6152

Prepared By:

RSM US LLP
1555 Palm Beach Lakes Blvd., Suite 700
West Palm Beach, FL 33401

To Be Signed and Dated By:

The appropriate corporate officer(s).

Amount of Tax:

Total tax	\$	25
Less: payments and credits	\$	25
Plus: other amount	\$	0
Plus: interest and penalties	\$	0
No payment required	\$	

Overpayment:

Not applicable

Make Check Payable to:

Not applicable

Mail Tax Return and Check (if applicable) to:

This return has qualified for electronic filing. After you have reviewed your return for accuracy, please sign, date and return Form SC8453C to our office. We will then transmit your return to the SCDOR. Do not mail a copy of the return.

Return Must be Mailed On or Before:

Return Form SC8453C to us by October 17, 2022.

Special Instructions:

1019

STATE OF SOUTH CAROLINA
DEPARTMENT OF REVENUE
CORPORATE INCOME TAX
DECLARATION FOR ELECTRONIC FILING

SC8453C

(Rev. 8/3/21)
3415

dor.sc.gov

Name of corporation: LONG COVE CLUB OWNER'S ASSOCIATION INC.
FEIN: ** - ***2304
Mailing address: 399 LONG COVE DR
Phone number:
City: HILTON HEA, State: SC, ZIP: 29928, Tax Year: 2021

Part I Information from your Corporation Income Tax Return
Table with 3 rows: 1. Federal taxable income from SC1120 (line 1) or SC1120S (line 1) ... 1 00
2. Tax (SC1120, line 7 or SC1120S, line 10) ... 2 00
3. Total payments and refundable credits (SC1120, line 15 or SC1120S, line 14) ... 3 00

Part II Bank information for Refund or Balance Due
4. Routing number (RTN) [] Must be 9 digits. The first two numbers of the RTN must be 01 through 12 or 21 through 32.
5. Bank account number (BAN) [] 1-17 digits
6. Type of account: [] Checking [] Savings
For balance due:
7. Payment Withdrawal Date [] Payment Withdrawal Amount \$ []

Part III Declaration of Taxpayer/Corporation Officer
8. [] a. I consent for my refund to be directly deposited as designated in Part II. I declare that the information on line 1 through line 3 is correct.
[] b. I authorize the South Carolina Department of Revenue (SCDOR) and its designated agents to initiate an ACH Debit request to my bank account, provided in Part II, for payment of the South Carolina taxes I owe. I authorize my bank to debit my account for the requested funds and consent to the sharing of financial information between institutions for the purpose of resolving issues related to my payment.

If the SCDOR does not receive full and timely payment of the tax liability, I understand that I am responsible for the balance due, including all penalties and interest.

I declare that I am an officer of the corporation listed above. I have compared the information on the corporate return with the information I provided to my ERO. To the best of my knowledge, this return and all attachments are true, correct, and complete. I consent to allow my ERO to send my return to the IRS and the IRS to send my return to the SCDOR.

Sign Here
Signature: [] Title: CFO
Date: []
[X] Paid Preparer Authorization:*
Check here if the SCDOR may discuss the return with the preparer shown below.

Part IV Declaration of Electronic Return Originator (ERO) and Paid Preparer

I declare that I have reviewed the above corporation's return and to the best of my knowledge and belief, the information on this South Carolina Corporate Income Tax Return is true, correct, and complete.

I obtained the corporate officer's signature on the SC8453C before submitting the Corporate Income Tax return to the SCDOR. I provided the taxpayer with a copy of all forms and information to be filed with the IRS and the SCDOR, and have followed all requirements specified by the IRS and the SCDOR. If I am the preparer, I declare that I have examined the above taxpayer's return and accompanying schedules and statements, and to the best of my knowledge, they are true and complete. This declaration is based on all information of which I have knowledge.

ERO's Use Only
ERO signature: RSM US LLP, Date: [], Check if also paid preparer: [], Check if self-employed: [], PTIN: []
Firm name (or yours if self-employed), and address, ZIP: RSM US LLP, 1555 PALM BEACH LAKES BLVD SUITE W, FEIN: ** - ***4325, Phone: 561-712-4808

Paid Preparer's Use Only
Preparer signature: [], Date: [], Check if self-employed: [], PTIN: P01877773
Firm name (or yours if self-employed), and address, ZIP: RSM US LLP, 1555 PALM BEACH LAKES BLVD., SUI, FEIN: 420714325, Phone: 5617124808

34151027

1019



STATE OF SOUTH CAROLINA
DEPARTMENT OF REVENUE

**APPLICATION FOR AUTOMATIC EXTENSION
OF TIME TO FILE CORPORATE TAX RETURN**

SC1120-T
(Rev. 7/31/19)
3096

dor.sc.gov

SC Corporate File # 20509748-3	Income Tax period ending (MM-YY) 12-21
FEIN ** - ***2304	

Corporate name and address

LONG COVE CLUB OWNERS ASSOCIATION I

399 LONG COVE DR

HILTON HEAD ISLAND SC 29928-6152

1. Estimated tax due ... (Do not enter less than zero)	0.00
2. Total capital and paid in surplus _____ x .001 plus \$15 but not less than \$25 minimum License Fee (Do not enter less than zero)	25.00
3. Balance due (line 1 plus line 2)	25.00

Check if:

- First-time filer who has not filed a CL-1
- S Corporation
- Consolidated Return
- Bank or Savings & Loan
- Utility or Electric Cooperative
- Exempt Organization

INSTRUCTIONS

Save time and paper! Request your extension to file by paying your balance due on our free tax portal, MyDORWAY, at **dor.sc.gov/pay**. Select Business Income Tax Payment to get started. Your payment on MyDORWAY automatically submits your filing extension request. No additional form or paperwork is required.

To request a six month extension to file, complete the following on or before the original Corporate Tax return due date:

- submit an SC1120-T
- pay ALL of the Corporate Income Tax due
- pay ALL of the Corporate License Fee due

If the corporation has not fulfilled its filing requirements for any previous period, we cannot grant an extension, and the return will be delinquent if it was not filed by the original due date. We will not send notice of the invalid extension. If you do not anticipate owing tax, and you requested a federal extension of time to file your federal Income Tax return, we will accept a copy of the properly filed federal extension as long as the Corporate return is received within the extended time allowed by the IRS.

Only one SC1120-T is needed to extend a South Carolina consolidated Corporate Tax return. A single payment may be made for the entire consolidated group. You do not need to list each member included in the consolidated return. We will accept a federal extension if all corporations in the consolidated group have filed or are included in a federal extension.

An underpayment penalty will apply if the extension payment is less than 90% of the actual amount due for the period. The penalty is based on the difference between the amount paid and the amount due. This penalty applies from the date the tax was due until you pay in full.

Mail to: **SCDOR, Corporate Voucher, PO Box 100153, Columbia SC 29202**. Include Business Name and FEIN on the form and in the memo of the check.

177601 01-28-22

30961056 205097483 *****2304 1221 0000000000 00000002500 8



STATE OF SOUTH CAROLINA
C CORPORATION INCOME TAX RETURN

SC 1120
(Rev. 9/23/20)
3091

dor.sc.gov

Due by the 15th day of the fourth month following the close of the taxable year.

SC file # 20509748-3

County or counties in SC where property is located

Income Tax period ending DECEMBER 31, 2021

License Fee period ending DECEMBER 31, 2022

Audit location: Street address

399 LONG COVE DRIVE

FEIN ** - ***2304

City State ZIP

Name LONG COVE CLUB OWNER'S ASSOCIA

HILTON HEAD ISLAND SC 29928

Mailing address 399 LONG COVE DR

Audit contact Phone number

City HILTON HEAD State SC ZIP 29928-

MATTHEW RAMSEY 843 686 1073

Change of Address Accounting Period

Officers

Is the corporation included in a consolidated federal return?

No

Check if you filed a federal or state extension

Name of federal parent company

Check if Initial Return Consolidated Return Amended Return Includes Disregarded LLC(s)

FEIN of federal parent company

Check if

Attach complete copy of federal return

Merged Reorganized Final

Total gross receipts Total cost of depreciable personal property in SC

2,148,204.

Table with 19 rows for tax computation and 18 columns for amounts. Includes items like Federal taxable income, net adjustment, total net income, tax, and payments. Final row shows BALANCE DUE.

PART I COMPUTATION OF INCOME TAX LIABILITY

PART II COMPUTATION OF LICENSE FEE AND SCHEDULES A, B, AND C PAGE 2



COMPUTATION OF LICENSE FEE

20. Total capital and paid in surplus (multi-state corporations see Schedule E)	20.	0	00
21. License Fee: multiply line 20 by .001 then add \$15 (Fee cannot be less than \$25 per taxpayer)	21.	25	00
22. Credit taken this year from SC1120TC, Part II, Column C	22.	<	00
23. Balance (subtract line 22 from line 21)	23.	25	00
24. Payments: (a) Paid with extension	24a.	25	00
(b) Credit from line 19b	24b.		00
25. Total payments (add line 24a and line 24b)	25.	25	00
26. Balance of License Fee (subtract line 25 from line 23)	26.	0	00
27. (a) Interest <input type="text" value="00"/> (b) Late file/pay penalty <input type="text" value="00"/>	27.		00
Total (add line 27a and line 27b) See penalty and interest in SC1120 Instructions	27.		00
28. Total License Fee, interest, and penalty (add line 26 and line 27)	28.	0	00
BALANCE DUE			
29. Overpayment (subtract line 23 from line 25) <input type="text" value="00"/> To be applied as follows:			
(a) Estimated Tax <input type="text" value="00"/> (b) Income Tax <input type="text" value="00"/> (c) REFUND <input type="text" value="00"/>			00
30. GRAND TOTAL: INCOME TAX and LICENSE FEE DUE (add line 18 and line 28)	30.	0	00

REFUND OPTIONS (select one; subject to program limitations) Direct Deposit Paper Check

If you select Direct Deposit, choose the account type (US accounts only) Checking Savings

Account Routing information: Number (RTN) Must be 9 digits. First two numbers of the RTN must be 01 - 12 or 21 - 32 Bank Account Number (BAN) I-17 digits

SCHEDULE A AND B ADDITIONS TO FEDERAL TAXABLE INCOME

1. Taxes on or measured by income	1.	
2. Federal net operating loss	2.	108,931.
3.	3.	
4.	4.	
5. Other additions (attach schedule)	5.	
6. Total additions (add line 1 through line 5)	6.	108,931.

DEDUCTIONS FROM FEDERAL TAXABLE INCOME

7. Interest on US obligations	7.	
8.	8.	
9.	9.	
10. Other deductions (attach schedule)	10.	
11. Total deductions (add line 7 through line 10)	11.	
12. Net adjustment (subtract line 11 from line 6) Also enter on SC1120, Part I, line 2	12.	108,931.

SCHEDULE C SUMMARY OF INCOME TAX CREDITS (FROM SC1120TC)

1. Credit carryover from previous year's SC1120, Schedule C (should match SC1120TC Column A, line 13)	1.	
2. Enter total credits from SC1120TC, Column B, line 13 (attach SC1120TC and tax credit schedules)	2.	
3. Total credits (add line 1 and line 2)	3.	
4. Tax from SC1120, Part I, line 9	4.	
5. Lesser of line 3 or line 4 (enter on SC1120, Part I, line 10; should match SC1120TC, Column C, line 13)	5.	
6. Enter credits lost due to statute (should match SC1120TC, Column D, line 13)	6.	
7. Credit carryover (subtract line 5 and line 6 from line 3; should match SC1120TC, Column E, line 13)	7.	

Under penalty of law, I certify that I have examined this return, including accompanying annual report, statements, and schedules, and it is true and complete to the best of my knowledge.

Sign Here

Signature of officer MATTHEW RAMSEY	Officer's title	Email MRAMSEY@LONGCOVECL
Print officer's name	Date	Phone number 843-686-1073
I authorize the Director of the SCDOR or delegate to discuss this return, attachments, and related tax matters with the preparer. Yes <input checked="" type="checkbox"/> No <input type="checkbox"/>	Print preparer's name CHRISTOPHER CECIL	

Paid Preparer's signature	Date	Check if self-employed <input type="checkbox"/>	Preparer's phone number 561-712-4808
Use Only Firm's name (or yours if self-employed) and address RSM US LLP 1555 PALM BEACH LAKES BLVD., SUITE 700 WEST PALM BEACH, FL 33401	PTIN or FEIN P01877773		ZIP 33401

If this is a corporation's final return, signing here authorizes the SCDOR to disclose that information to the South Carolina Secretary of State (SCSOS). You must close with the SCSOS and the SCDOR.

Taxpayer's signature **30912067** Date _____



SCHEDULE D ANNUAL REPORT TO BE COMPLETED BY ALL CORPORATIONS

1. Name LONG COVE CLUB OWNER'S ASSOCIATION INC.
 2. Incorporated under the laws of the state of SOUTH CAROLINA
 3. Location of the registered office of the corporation in South Carolina 399 LONG COVE DRIVE
 In the city of HILTON HEAD Registered agent at this address DAVID LOAN CCM
 4. Principal office address 399 LONG COVE DR HILTON HEAD ISLAND, SC 29928-6152
 Nature of principal business in South Carolina HOMEOWNERS ASSOCIATI

5. Total number of **authorized shares** of capital stock, itemized by class and series, if any, within each class:
 Number of shares Class Series
NONE 0

6. Total number of **issued and outstanding shares** of capital stock itemized by class and series, if any, within each class:
 Number of shares Class Series
NONE 0

7. Names and business addresses of the directors (or individuals functioning as directors) and principal officers in the corporation:
 Attach separate schedules if you need more space.

Name	Title	Business address
<u>BILL MCGLOCKLIN</u>	<u>PRESIDENT</u>	<u>399 LONG COVE DRIVE HILTON HEAD ISLAND</u>
<u>RICK SNYDER</u>	<u>VICE PRESIDENT</u>	<u>399 LONG COVE DRIVE HILTON HEAD ISLAND</u>
<u>BOB NAVARRE</u>	<u>TREASURER</u>	<u>399 LONG COVE DRIVE HILTON HEAD ISLAND</u>
<u>RANDY CLARK</u>	<u>SECRETARY</u>	<u>399 LONG COVE DRIVE HILTON HEAD ISLAND</u>

8. Date incorporated 04/14/1981 Date commenced business in South Carolina 04/14/1981
 9. Date of this report DECEMBER 31, 2021 FEIN ** - *** 2304

10. If foreign corporation, the date qualified to do business in South Carolina _____
 11. Was the name of the corporation changed during the year? NO Previous name _____
 12. The corporation's books are in the care of MATTHEW RAMSEY
 Located at (street address) 399 LONG COVE DRIVE, HILTON HEAD ISLAND, SC 29928

13. If filing consolidated, complete and attach Schedule J for each corporation included in the consolidation.
 14. Total amount of stated capital per balance sheet:
 A. Total paid in capital stock (cannot be a negative amount) \$ 0.
 B. Total paid in capital surplus (cannot be a negative amount) \$ 13,667,365.
 C. Total amount of stated capital (cannot be a negative amount) \$ 13,667,365.

Attach a complete copy of your federal return.

File electronically using Modernized Electronic Filing (MeF).

Payments: Pay online using our free tax portal, MyDORWAY, at dor.sc.gov/pay. Select **Business Income Tax Payment** to get started.

If you pay by check, make your check payable to SCDOR, and include your name, FEIN, tax year, and SC1120 in the memo.

Mail Balance Due returns to:
 SCDOR
 Corporate Taxable
 PO Box 100151
 Columbia, SC 29202

Mail Refund or Zero Tax returns to:
 SCDOR
 Corporate Refund
 PO Box 125
 Columbia, SC 29214-0032

SC1120/SC1120U

NET OPERATING LOSS DEDUCTION

STATEMENT 1

DATE	LOSS SUSTAINED	LOSS PREVIOUSLY APPLIED	LOSS REMAINING
12/31/01	30,924.	0.	30,924.
12/31/02	111,164.	0.	111,164.
12/31/03	20,199.	0.	20,199.
12/31/04	304,876.	0.	304,876.
12/31/05	454,564.	0.	454,564.
12/31/06	542,596.	0.	542,596.
12/31/07	567,662.	0.	567,662.
12/31/08	517,766.	0.	517,766.
12/31/09	4,185.	0.	4,185.
12/31/10	114,689.	0.	114,689.
12/31/11	118,332.	0.	118,332.
12/31/12	283,641.	0.	283,641.
12/31/13	151,907.	0.	151,907.
12/31/14	292,520.	0.	292,520.
12/31/15	283,970.	0.	283,970.
12/31/16	158,703.	0.	158,703.
12/31/17	13,032.	0.	13,032.
12/31/18	78,382.	0.	78,382.
12/31/19	41,713.	0.	41,713.
12/31/20	36,480.	0.	36,480.
TOTAL NOL CARRYOVER AVAILABLE THIS YEAR			4,127,305.

IRS Form 990 or 990-T

We are unable to provide the ATAX Committee with Form 990 or 990-T.

Long Cove Club Owners Association, Inc. is a taxable corporation and files IRS Form 1120.

We are classified by the State of South Carolina as a Nonprofit corporate entity type. We are nonprofit, just not tax exempt.

The Darius Rucker Intercollegiate golf tournament is run separately from the Long Cove Club Owners Association, Inc. No member dues or Club revenue is used to fund the tournament, as you will see in our financial statements.

In addition, the Darius Rucker Intercollegiate is not a stand-alone taxable entity and does not file federal or state taxes. The DRI revenue/expenses do not appear on the Long Cove Club P&L or in the annual budget.

From our Accounting Firm:

Jackie Sullivan, CPA
RSM US LLP
5551 Ridgewood Drive, Suite 401, Naples, FL, 34108

(239) 513-6583
jackie.sullivan@rsmus.com
www.rsmus.com

Legally, Long Cove Club is organized as a non-profit organization under the statutes of SC law. However, just because legally the club is organized as a non-profit does not necessarily mean that the Club is tax exempt for IRS purposes. Because the Club is a CIRA (Property Owners Association), it does not qualify to apply for tax exempt status from the IRS. But does have non-profit legal status.