



The Town of Hilton Head Island
Special Workshop
Parks & Recreation Commission and
Parks & Recreation Task Group
Thursday, February 13, 2020 at 2:30 p.m.
Benjamin M. Racusin Council Chambers
AGENDA

As a courtesy to others please turn off / silence ALL mobile devices during the meeting. Thank You.

1. **Call to Order**
2. **Pledge of Allegiance to the Flag**
3. **FOIA Compliance** - Public notification of this meeting has been published, posted, and distributed in compliance with the South Carolina Freedom of Information Act and the requirements of the Town of Hilton Head Island.
4. **Approval of Minutes**
 - a. Parks & Recreation Commission Meeting minutes of December 12, 2019
5. **New Business**
 - a. Presentation and discussion with LÖSE Design Consultants for the Draft Parks & Recreation Master Plan
6. **Adjournment**

Please note that a quorum of Town Council may result if four (4) or more Town Council members attend this meeting.



Town of Hilton Head Island
Parks & Recreation Commission

Thursday, December 12, 2019 at 3:30 p.m.
Benjamin M. Racusin Council Chambers

MEETING MINUTES

Present from the Commission: Ray Kisiah, Caroline Rinehart, Jack Daly, Thomas Dowling, Jerry Okarma, Mike Ray

Absent from the Board: Paul Boes

Present from Town Council: William Harkins, Tamara Becker, Glenn Stanford

Present from Town Staff: Marcy Benson, Taylor Ladd, Jennifer Ray, Shawn Colin

1. Call to Order

Chairman Kisiah called the meeting to order at 3:30 p.m.

2. Pledge of Allegiance to the Flag

3. FOIA Compliance – Public notification of this meeting has been published, posted, and mailed in compliance with the South Carolina Freedom of Information Act and the Town of Hilton Head Island requirements.

4. Approval of Minutes – Meeting of November 14, 2019
The minutes of November 14, 2019 were approved as presented.

5. Appearance by Citizens –

Mr. Alex Cruden, President of Hilton Head Island Pickleball Club, stated fundraising efforts so far have raised \$50,000 for a pickleball center that this Commission has endorsed.

Mr. Frank Babel announced a new Beaufort County bike/pedestrian task force was formed yesterday. This task force will develop a plan for bike/pedestrian facilities throughout Beaufort County. One of the elements will be to connect all the parks around the County.

6. Reports

a. Island Recreation Association Update. Mr. Frank Soule presented a video showing events at the Island Recreation Center. Mr. Soule invited the Commissioners to a ribbon cutting for the playground on January 7, 2020 and celebrating the one year anniversary of the grand opening of the Island Rec Center.

Mr. Soule reported on the following:

- Fall sports are wrapping up and now heading into winter sports.
- The fitness center memberships are increasing.
- Winter swimming has begun.
- Senior Center membership continues to grow.
- The OysterFest last month was a big success.
- The Turkey Trot sold out; the 5K race has great support.

- b. Parks & Recreation Master Plan Update.** Ms. Taylor Ladd reported the consultant, LOSE Design, will complete a draft report before the end of this month. Town staff will conduct a preliminary review of the draft report. The next step will be a combined meeting to include the consultant, the Parks & Recreation Commission, the Parks & Recreation Master Plan Task Force and Town staff in late January/early February to review and discuss the draft report. The final report will come to the Parks & Recreation Commission for a recommendation to Town Council.

Ms. Jennifer Ray reported on the recent Town Council Workshop. Ms. Ray reported there was overwhelming support for parks and recreation in our community. Ms. Ray thanked the Commissioners for their work and support of recreation in this community. Ms. Ray stated Town Council is open to the Planter's Row tract for parks and recreation needs and they will discuss a funding source and potential referendum at their January meeting.

7. Unfinished Business - none

8. New Business - none

9. Park Updates - none

10. Park Commissioner Comments - none

11. Adjournment

There being no further business, the meeting adjourned at 4:00 p.m.

Submitted by: Eileen Wilson, Secretary

Approved:



Town of Hilton Head Island
**Our Plan Parks and Recreation
Task Group Meeting**

Wednesday, November 6, 2019 at 10:00 AM

The Living Lab at Town Hall

MEETING NOTES

Work Group:

Parks and Recreation Task Group,

Sub-group of Fostering an Inclusive Multi-Dimensional Community

Present from Work Group: Chairman Butch Kisiah, John Brighton, Jack Daly, Mary Hall, Mike Manesiotis, John Parsons, Pete Savarese, Frank Soule, Pat Zuk

Present from Town Council: Tamara Becker

Present from Town Staff: Taylor Ladd

- The meeting was called to order at 10:00 AM.
- Taylor Ladd opened the meeting with introductions of the LÖSE Design project team who called in to facilitate the meeting: Chris Camp and Will Hager. Ms. Ladd explained this meeting's intent was to review of the community survey and to discuss the Initial Recommendations for the Parks and Recreation Master Plan.
- Will Hager provided an overview of the results and analyses from the community survey conducted in October. Some of the general conclusions from the survey that were discussed are as follows:
 - 670 responses received with an average 506 answering all questions
 - Strong support to improve existing parks: redevelop, maintain or add to their existing amenities
 - Strong support to fund park projects
 - Lack of awareness of some parks was evident (ie- Alder Lane)
 - Popular parks identified (ie- Shelter Cove and Jarvis Creek)
 - Survey identified specific community concerns and interests
- Mr. Hager led a discussion about the Initial Recommendations letter included in the agenda packet for the meeting. An introduction was given regarding the genesis of the recommendations through analysis of the existing park data and community survey, as well as the purpose for the initial recommendations being prepared for the Town Council Retreat in early December.

- Each item on the list of recommendations was discussed with the Task Group. Mr. Hager and Mr. Camp reviewed each items and fielded questions from the Task Group members. Some key items from the discussion are as follows:
 - Crossings Park is in need of amenities like a dog park and playground to expand its offerings as a community park
 - Crossings Park would be a good location to consolidate baseball and softball facilities for the Island with addition of fields on the site and improvements to facilities.
 - Chaplin Community Park is in need of a complete renovation with reimagined layout and amenity offerings.
 - The arrangement of 2 synthetic fields and one turf field are to allow for variability.
 - The ideal pickleball complex would have 20-24 courts with shade and facilities to support tournament play. Planning for the complex should include input from the local pickleball organization.
 - A new community park on the north end of the Island is strongly supported. Ideas such as an adult adventure playground, foot golf course, fitness trail and ADA accessible amenities were discussed.

- Ms. Ladd opened the meeting up to public comment. The attendees at the meeting representing the Hilton Head Island Pickleball Club spoke to their excitement to see the recommendations for a Pickleball complex and emphasized the expedient need to see it come to fruition. Heather Rath discussed concern over the lack of water activities being listed in the recommendations and no recognition of the Island's unique qualities. Frank Babel discussed the need for an off road trail system to support the single track biking and BMX interests.

- The meeting adjourned at 11:34 AM.

Submitted by: Taylor Ladd

Town of Hilton Head Island

PARKS AND RECREATION MASTER PLAN

Prepared By: Lose Design

Adopted
Month Day, 2020



2020



▶ TABLE OF CONTENTS



Lose Design would like to thank all the elected officials, board members, commissioners, staff and citizens, who participated in the development of this master plan. Through your commitment and dedication to the parks and recreation on the Island, we were able to develop this plan to guide the delivery of recreation services to the citizens of Hilton Head Island.

01	INTRODUCTION	1.1 - 1.2
02	COMMUNITY PROFILE	2.1 - 2.10
03	PUBLIC PARTICIPATION	3.1 - 3.10
04	PARK CLASSIFICATIONS AND SERVICE CRITERIA	4.1 - 4.38
05	PROGRAMMING ANALYSIS	5.1 - 5.14
06	STAFFING ASSESSMENT	6.1 - 6.10
07	BUDGET ASSESSMENT	7.1 - 7.12
08	WORKS CITED	8.1 - 8.2
09	APPENDIX	9.1 - 9.2

Special Acknowledgments

Town Council Members:

John J. McCann, Mayor
David Ames
Tamara Becker
Marc A. Grant
William D. Harkins, Mayor Pro Tem
Thomas W. Lennox
Glenn Stanford

Our Plan Parks and Recreation Task Group:

Jennifer Beckley Pete Savarese
John Brighton Jack Daly
Mary Hall Palmer Simmons
Ray Kisiah, Chairman Frank Soule
Wes Kitashima Pat Zuk
Mike Manesiotis John Parsons
Quin Monahan

Town of Hilton Head Island Parks and Recreation Commission:

Paul Bose, Vice Chairman
Jack Daly
Thomas Dowling
Ray Kisiah, Chairman
Michael S. Ray
Caroline Rinehart
Jerome Okarma

Town Staff:

Stephen G. Riley, Town Manager
Joshua A. Gruber, Assistant Town Manager
Shawn Colin, Director of Community Development
Scott Liggett, Director of Public Projects and Facilities
Jennifer Ray, Deputy Director of Community Development
Taylor Ladd, Senior Planner and Our Plan Project Lead

Figure Table of Contents

Tables:

Table 2.1: Population Change by Age Group.....pg. 2.6
Table 2.2: Home Ownership Rate and Income.....pg. 2.8
Table 3.1: Challenges Proposed by Community.....pg. 3.8
Table 3.2: Park Maintenance Scheduling.....pg. 3.9
Table 4.1: NRPA Park Classification with Service Criteria.....pg. 4.3
Table 4.2: Funding Deficit & Surplus Analysis.....pg. 4.5
Table 4.3: Public + Private Facility Surplus and Deficit.....pg. 4.6
Table 4.4: Indoor Facility Surplus and Deficit.....pg. 4.7
Table 5.1: Targeted Programs for Children, Seniors, and People with Disabilities.....pg. 5.11
Table 7.1: Adopted Budget Fiscal Year 2020, for IRA.....pg. 7.3
Table 7.2: Benchmark Populations and Per Capita Expenses for Parks and Rec.,
Fiscal Year 2019.....pg. 7.4
Table 7.3: Personal Spending Expenditures as a Percentage of Department Operating Budget,
Fiscal Year 2020.....pg. 7.5
Table 7.4: Recovery Rates Based on 2020 Budgeted Expenses and Revenues.....pg. 7.6
Table 7.5: Operating Budget and Per Capita Expenditures, FY20.....pg. 7.7

Figures:

Figure 2.1: Hilton Head Island Population Trendpg. 2.2
Figure 2.2: Population Projections for Hilton Head Island and Beaufort County.....pg. 2.3
Figure 2.3: Population Distribution by Census Block Group.....pg. 2.4
Figure 2.4: Town of Hilton Head Island Age Pyramid.....pg. 2.5

Figure 2.5: Population by Gender.....pg. 2.6

Figure 2.6: Hilton Head Island Race & Ethnicity.....pg. 2.7

Figure 2.7: Beaufort County Health Metrics.....pg. 2.9

Figure 3.1: Swim Facility Votes by Location.....pg. 3.4

Figure 3.2: Facility Needs.....pg. 3.5

Figure 3.3: Programmatic Properties.....pg. 3.5

Figure 3.4: Funding Priorities.....pg. 3.7

Figure 4.1: Population and Park Locations.....pg. 4.8

Figure 4.2: Existing Parks and Associated Service Areas.....pg. 4.9

Figure 4.3: Public Pathways Map.....pg. 4.12

Figure 4.4: Proposed Park Classifications.....pg. 4.32

Figure 4.5: Proposed Parks with Associated Service Areas.....pg. 4.33

Figure 4.6: Hilton Head Pickleball Club Facility Concept.....pg. 4.34

Figure 4.7: Proposed Pathway Improvements.....pg. 4.36

Figure 6.1: Island Recreation Association Organization Structure by Division.....pg. 6.2

Figure 6.2: Island Recreation Association Organization Structure by Position.....pg. 6.3

Figure 6.3: Current Administrative Division.....pg. 6.4

Figure 6.4: Programs and Operations Division.....pg. 6.5

Figure 6.5: Current Recreation and Facilities Division.....pg. 6.6

Figure 6.6: Typical Park and Recreation Agency Staffing.....pg. 6.7

Figure 6.7: Typical Staffing for Jurisdictions with Populations
between 20,000 and 49,999.....pg. 6.8

Figure 6.8: Typical Staff Distribution by Responsibility.....pg. 6.9

Figure 6.9: Proposed Organization Structure.....pg. 6.10

Figure 7.1: NPRA Sources of Operating Expenditures for Parks and Recreation Programs.....pg. 7.2

Figure 7.2: Tiered Approach to Programming with Recovery Costs for Fees and Charges.....pg. 7.8

Figure 7.3: Community Survey Question 12.....pg. 7.10

Figure 7.4: Community Survey Question 13.....pg. 7.11

Images:

Image 3.1: Facility and Programming Exercise.....pg. 3.3

Image 3.2: Map Exercise.....pg. 3.8

Image 3.3: Map Exercise.....pg. 3.8

Image 3.4: Funding Exercise.....pg. 3.8

Image 4.1: Pathway Hazard near Coligny Beach Park.....pg. 4.10

Image 4.2 & 4.3: E-Z Launch.....pg. 4.11

Image 4.4: Squire Pope Community Park Shelter.....pg. 4.11

Image 4.5: Pathway along William Hilton Parkway without horizontal separation from the Roadway....pg. 4.13

Image 4.6: Squire Pope Community Park Shelter.....pg. 4.13


Image 4.7: Barker Field Baseball/Softball Fields.....pg. 4.14



INTRODUCTION

The purpose of this master plan is to evaluate the Town of Hilton Head Island's public parks and recreation system and submit recommendations designed to increase the level of service across the community over the next ten years. This Comprehensive Parks and Recreation Master Plan is part of the larger **Our Plan** comprehensive planning effort. This report provides recommendations regarding parks and recreation facilities, programming, and administration in the community from 2020 to 2030.

The planning team, led by Lose Design, includes The Sports Facilities Advisory. Lose Design is a multi-disciplinary design firm specializing in park and recreation planning and was responsible for the development of this report. The process included researching demographics, assessing current facilities, and conducting public input meetings. This document serves as both a strategic plan and an action plan. It provides the Town of Hilton Head Island with guidelines and strategies for future program planning efforts and capital improvement projects. The Sports Facilities Advisory evaluated opportunities for sports tourism within the Town.



The mission of the Town of Hilton Head Island:

“To provide excellent customer service to all that come in contact with the Town.

To wisely manage and utilize the financial and physical resources of Town government.

To promote policies and programs which will assure the long-term health and vitality of the community.

To encourage and instill job satisfaction for all Town staff.

To develop and enhance the professional growth of all Staff members.”

With these commitments in mind, the Town chose to embark on a master plan process, which will guide the development of recreation facilities and services into the future. This master planning effort intends to support the following goals and objectives.

The following sections contained in this report were developed in pursuit of these goals along with actionable recommendations for achieving these goals.

Goal: To recognize the value parks and recreation facilities add to the quality of life of Island residents and visitors.

Objective: Provide public space for community events and gatherings.

Objective: Maintain parks and recreation facilities at a high level to maximize value to the community.

Objective: Promote outdoor recreation for health, wellness, and enjoyment of the natural environment.

Goal: To provide recreation experiences in public parks that are on the same level as recreation facilities found in Hilton Head Island resorts.

Objective: Improve park maintenance and furnishings to higher standards across all public parks located on Hilton Head Island.

Objective: Provide a variety of activities and amenities to meet the needs of the community and contemporary trends.

Goal: To use parks to highlight the unique natural and cultural significance of this coastal community.

Objective: Consider addition of nature program staff to better address environmental education programs for residents and visitors to the Island.

Objective: Add interpretive signage and interactive outdoor exhibits or public art to enhance the natural and cultural aspects of the area.

Goal: Improve water access for people and non-motorized water-craft.

Objective: Identify opportunities for improved water access in areas that are conducive to canoeing, kayaking, rowing, sailing, and paddleboarding.

Objective: Provide programs based on community interest in learning to swim, row, sail, or paddle.

Goal: Provide a connected multiuse trail for cyclists and pedestrians across the Island.

Objective: Identify areas for improved access to public pathways and expansions of the current system that enhance user experiences in new ways.

Objective: Identify areas for pathway enhancements towards ensuring cyclist and pedestrian safety.

Goal: Explore opportunities for sports tourism on Hilton Head Island

Objective: Pursue specialized sports tourism, such as pickleball, sand volleyball, tennis, and paddleboarding, based on opportunities offered within the unique context of Hilton Head Island.



02

COMMUNITY PROFILE

The recreation needs and trends of a community are dependent on the preferences and way of life of its people. Preference and lifestyle are often dependent on age, gender, education and socio-economic status. Demographic research and public input generates data that allows us to anticipate public desires and predict the activities that will likely become popular as a community's demographic profile changes. Although accurate data is available every 10 years, demographic factors, such as age, are ever-changing. Age is likely the most influential aspect of recreation trends. For example, the child who is 10 years old when a plan is developed may be interested in team sports like baseball; however, at the end of the plan's timeframe, they have taken an interest in individual recreation activities like running and cycling. Knowledge of a community's age and its predicted changes are useful when a large percentage of the population will soon reach an age at which their recreation preferences are likely to change. This trend is now noticeable with the large number of baby-boomers who are reaching retirement age across the country, including Hilton Head Island.

The demographic factors in this section include:

POPULATION TRENDS



POPULATION BY AGE



POPULATION BY GENDER



POPULATION BY RACE & ETHNICITY



ECONOMIC TRENDS



HEALTH TRENDS





Population Trends

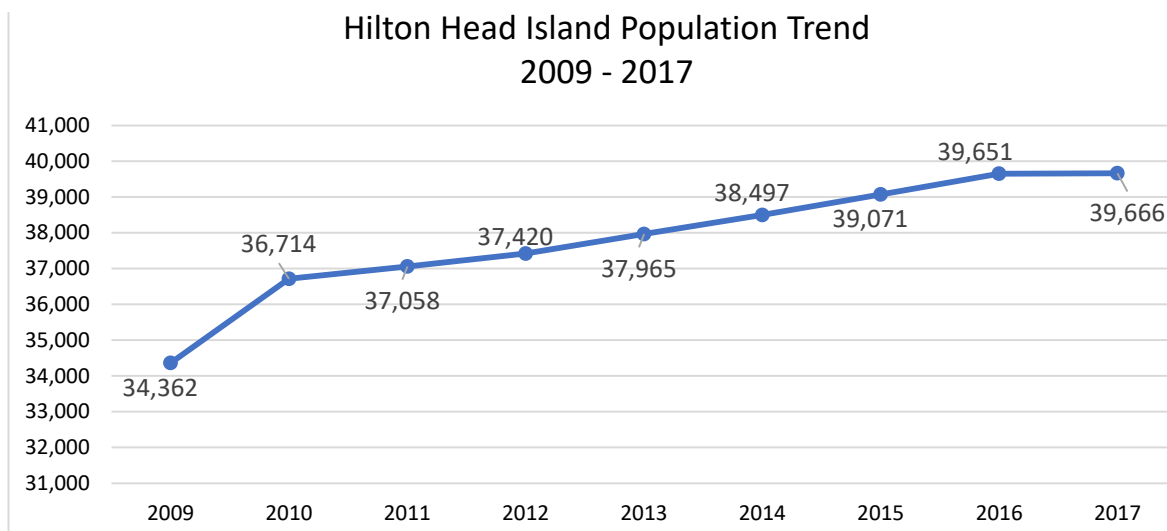
To gain a better understanding of the park and recreational needs of Hilton Head Island, an updated community profile has been developed.



This demographic data helps researchers identify and study the quantifiable subsets within the population. Researchers then use the demographic findings to compare with the results of the public input survey. If the demographics of survey respondents vary from the community profile, recommendations would adjust accordingly. For example, if the demographic data indicates that the community has a large population of senior men, but few responded to the public input survey, the researcher would recommend additional outreach to understand if the community is meeting this group's parks and recreation needs.

Serving the community's recreation needs is traditionally the central purpose of a parks and recreation department; however, the Town of Hilton Head Island meets these needs through unique partnerships as described in **Section 4** of this plan. Often times, communities will remain with the status quo because of a lack in funding, little or no communication with residents, shortage of knowledge about its own community demographic, and an incomplete understanding of how that demographic profile can be used to anticipate the community's changing needs.

Figure 2.1: Hilton Head Island Population Trend



(source: U.S. Census Bureau Decennial Census and American Community Survey Estimates.)

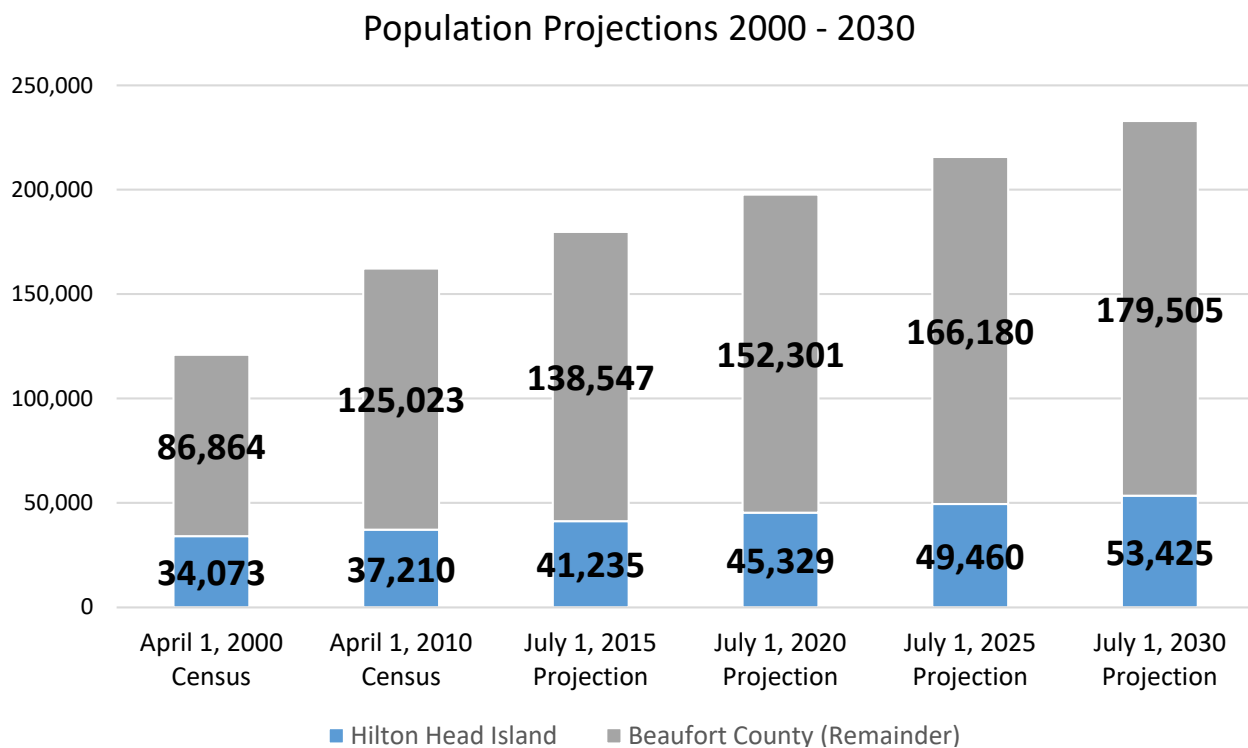
Communities often develop facilities based on the pressure of the moment, resulting in a disconnected assortment of facilities that typically meet the needs of just one small sector of park users. For example, a town may feel pressure from parents of small children to provide more soccer fields. To meet this demand, the department may remove trees from its dwindling supply of green space in a remote, inconvenient location. This is the equivalent to putting a Band-Aid on a deep cut. Reactionary decisions like this come at a high cost to the community; funds are spent, and open space resources are developed without fully understanding a community's needs. This could ultimately result in a poorly organized park system that residents find inconvenient or undesirable. Making long-term decisions guided by community demographics and population projections will result in well-planned and properly managed park facilities that anticipate a community's growing recreation needs before residents become dissatisfied.

Next, researchers gathered information on future growth. The past data was gathered from the U.S. Census Bureau and the future estimates are from projections based on previous decennial census counts. Population projections are provided at county levels by the South

Carolina Revenue and Fiscal Affairs Office.

The constant share method was used for the population projections, which predicts that the Town's population will remain a constant share of the population of its larger County, in this case Beaufort County. All projection methods have their weaknesses; this method does not take into consideration the ability of cities to dramatically grow through annexation. Nevertheless, that weakness strengthens the argument as the Town of Hilton Head Island's ability to annex is limited by geographic constraints and neighboring municipalities of Bluffton. The 2010 U.S. Census shows the population of Hilton Head Island accounts for approximately 30% of Beaufort County's total population. Utilizing the constant share method of projection from Beaufort County, the Town of Hilton Head Island could have a population of 53,425 or larger by 2030 (see **Figure 2.2**). When compared to projected growth within Beaufort County, growth on the island appears somewhat restrained. It appears Beaufort County may experience faster growth over the same period.

Figure 2.2: Population Projections for Hilton Head Island & Beaufort County



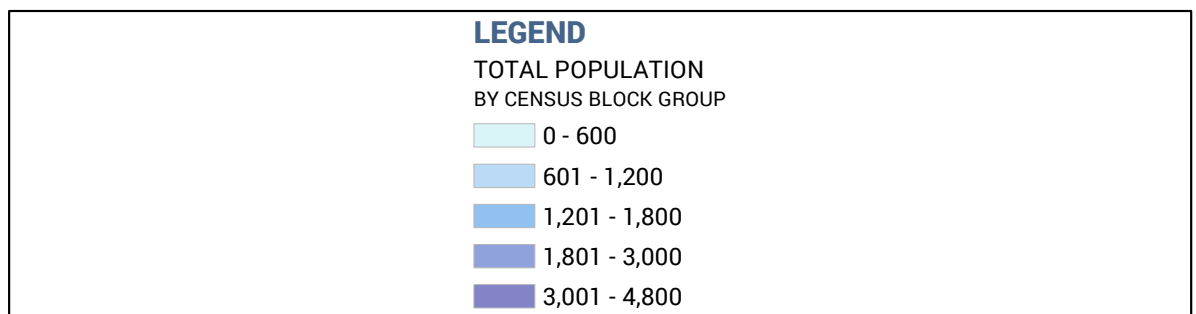
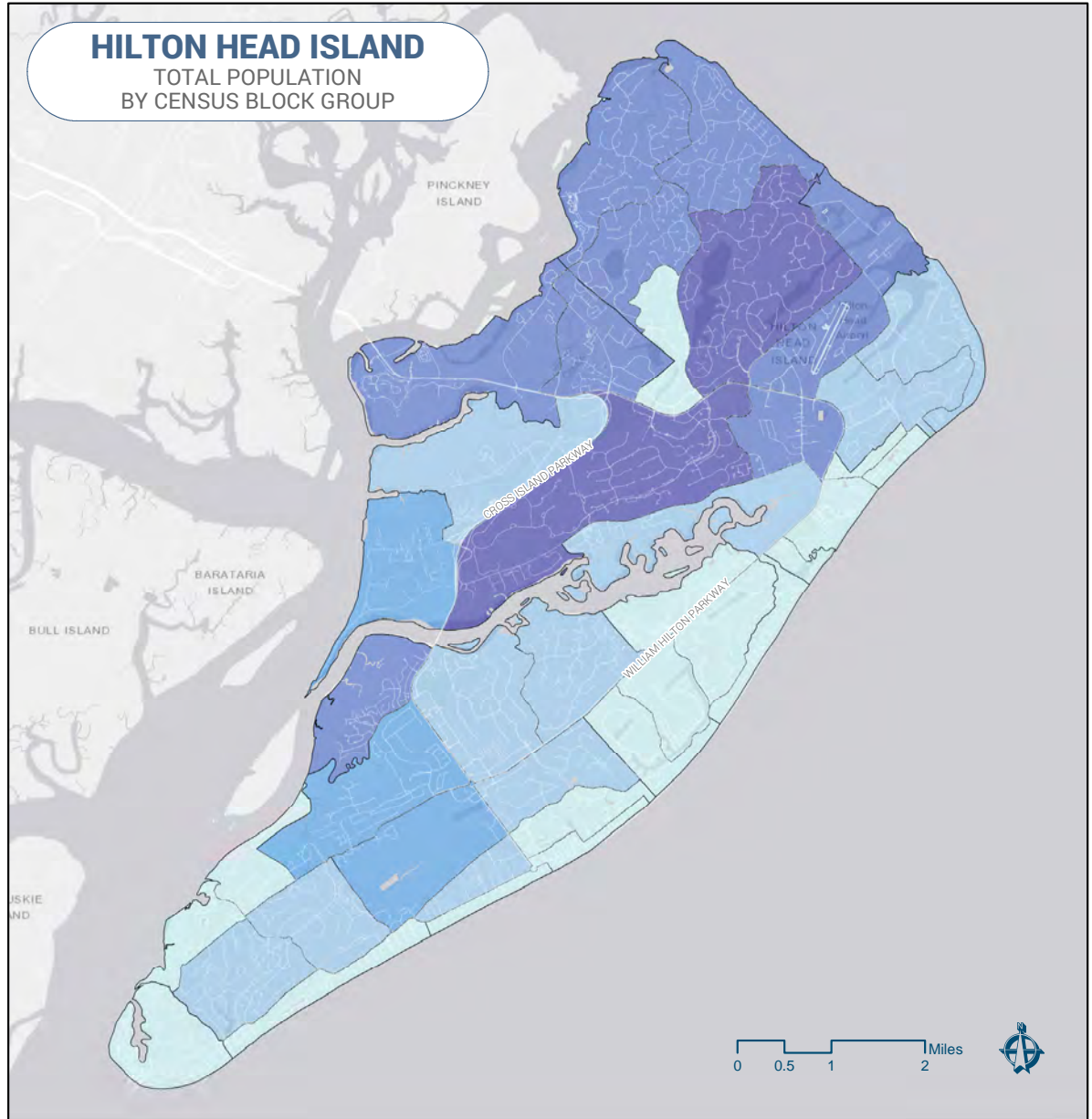
(sources: U.S. Census 2000 & 2010; http://www.sccommunityprofiles.org/census/proj_c2010.html). Hilton Head Island projections determined through Constant-Share methodology.

Population Distribution



The map below illustrates the population distribution by census block group as reported by the American Community Survey 2013-2017 5-year estimates. The darker areas are areas of higher population. There are distinguishable pockets of higher population ranging between 3,001 to 4,800 individuals. These areas are located north of Broad Creek and toward Port Royal Sound.

Figure2.3: Population Distribution by Census Block Group



(source: American Community Survey 2013-2017 5-Year Estimates)

TOTAL POPULATION: 39,666
Town of Hilton Head Island



Population by Age

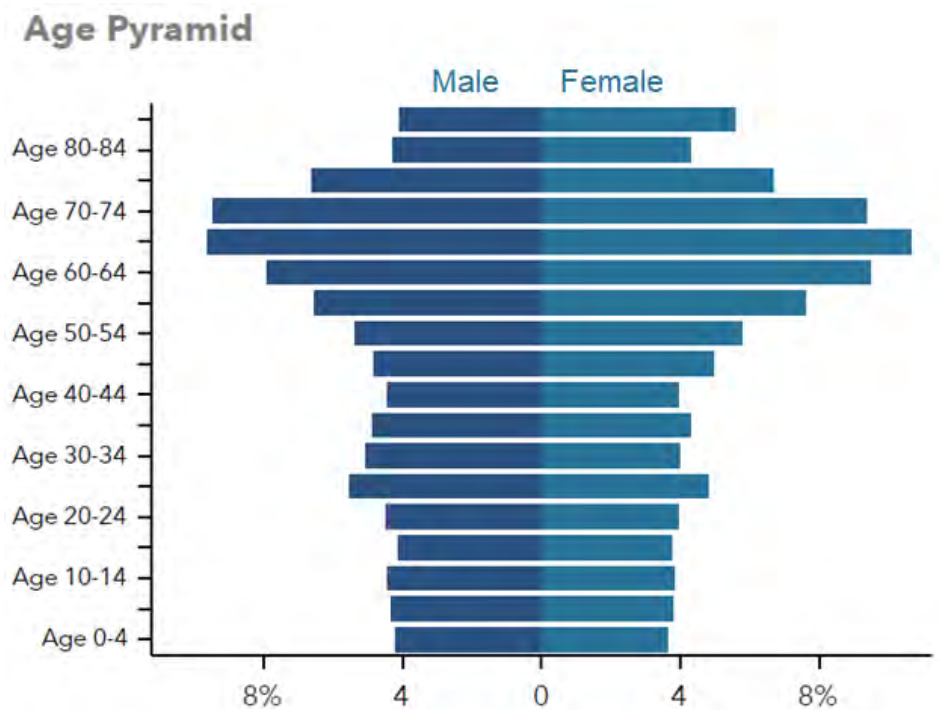
The highest population segment in the Town of Hilton Head is adults between the ages of 55 -75 years old.



Population by Age

Understanding the age of the population is a critical element to providing proper amounts and varieties of recreational programming to all age groups. The majority of the population is comprised of adults age 55 to 75 (see **Figure 2.4** Age Pyramid 2010 and 2015). Age group distribution from 2015 is similar to 2010.

Figure 2.4: Town of Hilton Head Island Age Pyramid



The largest group:

2019 Female Population Age 65-69 (Esri)

The smallest group:

2019 Female Population Age 0-4 (Esri)

(source: Esri, Esri and Bureau of Labor Statistics. The vintage of the data is 2019, 2024.)

Table 2.1 shows the largest increase is in seniors, 65 years and over group, with a 16% increase from 2012 to 2017 estimates. Segments of the population under 18 years or between 18 and 64 years of age appear to be experiencing relatively flat growth over the same period. This increase in older adults follows the national trend since baby boomers are living longer.

Table 2.1: Population Change by Age Group

	2008-2012 Est.	2013-2017 Est.	Change	% Change
Under 18	5,822	5,988	166	3%
18 to 64	20,284	20,190	-94	-0.47%
65 & Over	11,314	13,488	2,174	16%
Total Population	37,420	39,666	2,246	6%

Source: U.S. Census Bureau, 2013-2017 American Community Survey 5-Year Estimates

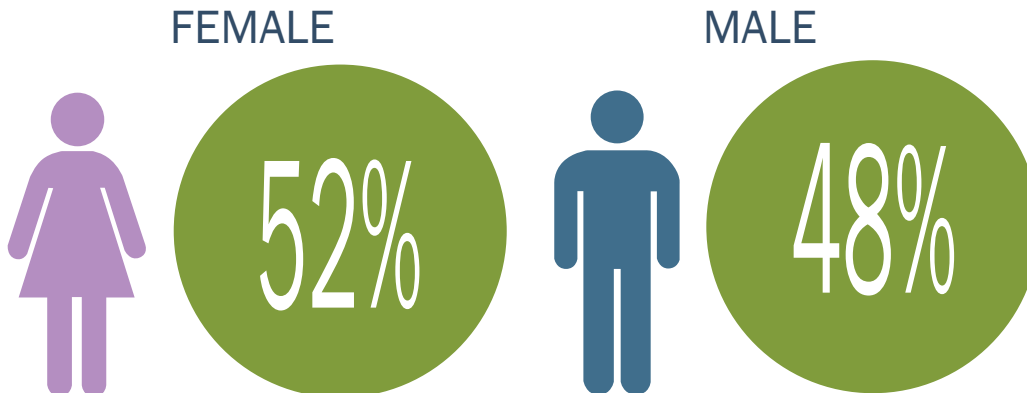
This data suggests a current and **increasing need for recreational facilities and programming** which meets the needs of this growing segment of the population and accommodates their unique physical and social demands.



Population by Gender

Next, researchers gathered information on the gender ratio of the island, which is estimated to be 52% female and 48% male. This breakdown is comparable to state and national figures.

Figure 2.5: Population by Gender



(Source: U.S. Census Bureau, 2013-2017 American Community Survey 5-Year Estimates)





Population by Race and Ethnicity

Largest Group

84.76% White Alone


2nd Largest Group

13.63% Hispanic Origin

An analysis of Hilton Head Island’s race and ethnicity reveals a predominantly Caucasian population. According to the U.S. Census Bureau, the population of Hilton Head Island was 84.76% Caucasian in 2017. In comparison, we find the African American community to be estimated at 6.45% which is 20% points less than the State of South Carolina. Hilton Head Island is generally less diverse than the State of South Carolina. However, a greater percentage of Hispanic individuals are present within the Town (13.64%) than at the state level (approximately 7.72%).

While preferences for park facilities and programs can be similar among all races and ethnicities, the Town should increase their outreach to minorities when they find little or no participation by these groups in provided programs and activities.

Figure 2.6: Hilton Head Island Race & Ethnicity





Economic Trends

In researching the economic profile of the community, the planning team reviewed the homeownership rate, median household income, and the poverty rate. These numbers are important to compare to the county and state levels in order to understand if the Town is lower or higher than regional numbers.

Hilton Head Island’s homeownership rate is higher than Beaufort County and the State of South Carolina. Additionally, the median value of owner-occupied housing units is more than double the median values of the state and nearly double the median values in Beaufort County. When reviewing the poverty rate, we find that Hilton Head Island has a much lower rate than the county and state (see **Table 2.2**).

Income levels are of importance because they indicate the community’s ability to afford recreation programs and services. In communities with low-income levels, the government typically plays a major role in meeting citizens’ recreation needs by providing funding to subsidize recreation programs. Program fees should be set at levels that do not limit participation. The Town of Hilton Head Island exhibits income levels showing few signs of financial hardship. However, there are bound to be households that struggle to participate in recreation programming due to financial constraints. These households may need financial assistance of some sort to participate.

Table 2.2: Home Ownership Rate and Income

	Hilton Head Island	Beaufort County	South Carolina
Housing units	33,990	96,401	2,229,324
Owner-occupied	76.60%	70.50%	68.60%
Median value of owner-occupied housing units	\$454,300	\$283,800	\$148,600
Median household income	\$72,569	\$60,603	\$48,781
Persons below poverty level, percent	10.90%	11.90%	16.60%

Source: U.S. Census Bureau, 2013-2017 American Community Survey 5-Year Estimates



Health Statistics

As part of the research, it is important to highlight the health issues related to inactivity. In general, people are less active than in the past and lead sedentary lifestyles. This inactivity has led to an obesity epidemic, which continues to grow with the most dramatic increases seen in the southern United States. This affects life expectancy and has economic impacts on direct medical spending. According to the Center for Disease Control (CDC), “an estimated annual medical cost of obesity in the U.S. was \$147 billion in 2008 U.S. dollars; the medical costs for people who are obese were \$1,429 higher than those of normal weight” (CDC 2015).

On average, the obesity rate is higher among middle age adults 40-59 years old than it is for adults under 39 or above 60. Multi-use paths, trails, sidewalks, and bicycle lanes provide citizens with an opportunity for exercise. Physical activity not only helps maintain a healthy weight, but it also benefits mental health, according to a report by the U.S. Department of Health and Human Services, 1996. Research also reveals that commuters who walk or cycle more regularly have noticeable better mental health than those who commute by car. (University of East Anglia (UEA) and the Centre for Diet and Activity Research (CEDAR), 2014).



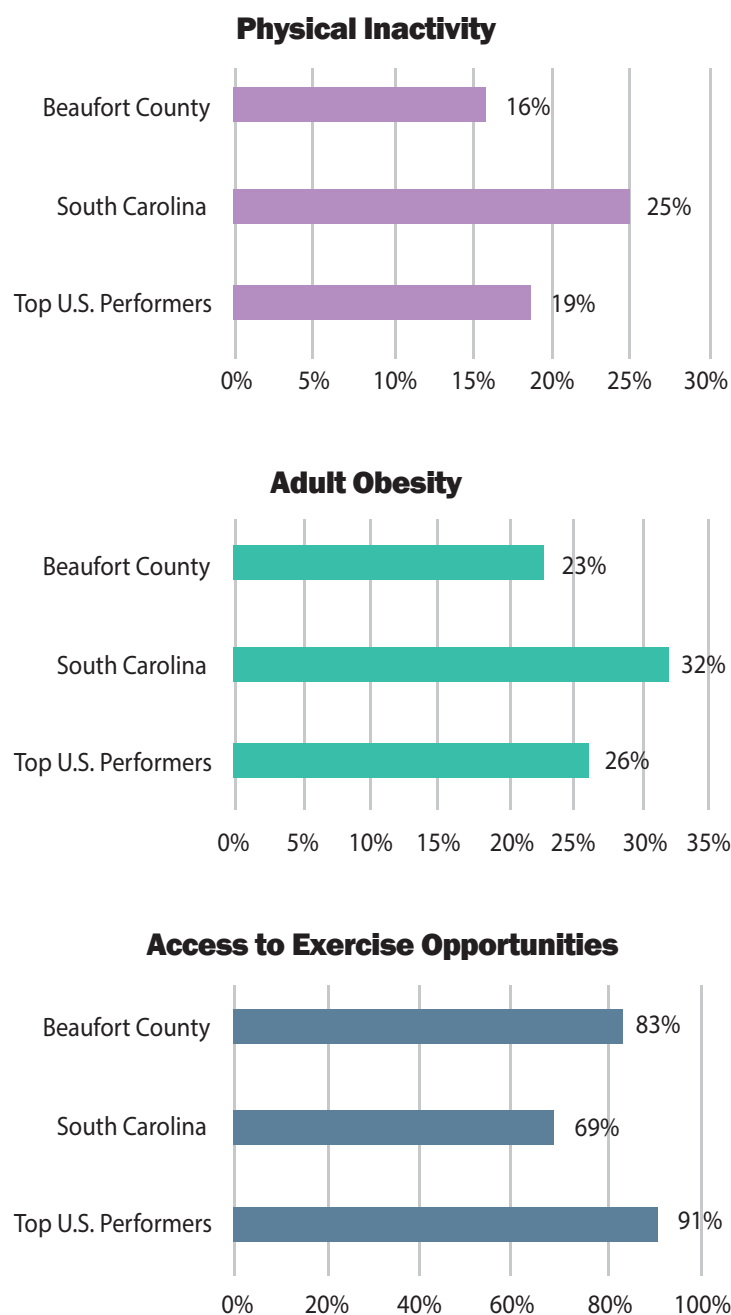
With concerns growing nationally, it is important to look at the health statistics for Hilton Head Island. Elected and appointed officials, as well as residents, need to understand these risks because strong action at the community level is critical to addressing chronic disease trends. In researching risk factors, the planning team found data for Beaufort County, which provides some perspective on the general health of the Town.

The adult obesity rate in Beaufort County is 23%. This rate is below the rate shown for the State of South Carolina at 32%, and comparable to top national performers at 26%. This may be because individuals choose to live on the Island in order to accommodate their active lifestyles.

Physical inactivity is lower in Beaufort County than both the state and Top U.S. Performers. The rate of inactivity of Beaufort County is 16% with South Carolina at 25% and Top Performers at 19%. This is possibly due to the percentage of the population that has good access to exercise opportunities. Approximately 69% of South Carolina residents have access to exercise options while the rate increases to 91% for Top U.S. Performers. In Beaufort County, 83% of residents have access to exercise opportunities. This data illustrates an image of a relatively healthy community that have chosen to live in Beaufort County and Hilton Head Island in order to live an active lifestyle. Additionally, these active lifestyle participants expect to have access to recreational facilities within their communities.

Collectively, these indicators are encouraging. We know that a person’s environment has an enormous impact on their choices. Improved parks, recreation amenities, sidewalks, bicycle lanes, and greenways can help to support a community’s overall physical and mental health. For Hilton Head Island to continue as a desirable community for active lifestyles, continued strategic investment in parks and recreation should be a priority.

Figure 2.7 Beaufort County Health Metrics



(source: www.countyhealthrankings.org)



Summary

The Town of Hilton Head Island stands out from Beaufort County and the State of South Carolina due to its relative affluence and demographic composition. Overall, the population has increased slowly but steadily over the past five years and, not surprisingly, researchers found that the 55 and over age group represents the largest segment of the community. Researchers also found that school-aged children represent a relatively small segment of the Town. Based on projections conducted as part of this study, Hilton Head Island is expected to grow steadily over the next 10 years but not at the same rate as Beaufort County. As growth occurs in other parts of Beaufort County, Hilton Head Island may find that competition for County funds will increase.

Hilton Head Island appears to buck the trend observed in most communities pertaining to obesity, physical inactivity and access to recreation. Many, if not most, residents of the Island have chosen to live there in search of active lifestyle opportunities. This is reflected in the relatively low obesity and physical inactivity rates when compared to state and national data. In order to remain a premier destination for active families and adults, the Town of Hilton Head Island should continue to strategically invest in high-quality recreation and park facilities.




03

PUBLIC PARTICIPATION

Public Engagement Summary

Various public engagement techniques were used to identify potential parks and recreation needs and priorities for the Town of Hilton Head Island. These included an online community survey, focus group and Parks and Recreation Task Group workshops, and public open houses. Collectively, over 800 residents participated in the process. While there were a variety of specific needs and desires that emerged through the process, these key themes emerged: the Town should improve and maintain existing parks and recreation facilities to a higher level; there is strong support for a proper pickleball facility and league programming; and special events like concerts, art festivals, and movies in the park are desired. Conversely, additional youth athletic fields and leagues were not identified as an overwhelming need.

The following section provides an overview of the findings from each of the public engagement techniques. These methods are designed to identify needed facilities and programs, public perceptions of the parks and recreation system, and the level of support for improving recreation offerings.





Online Survey



The Town of Hilton Head Island conducted two online surveys to identify residents' needs and priorities associated with the Town's Parks and Recreation Master Plan. One survey was by invitation only to a random sampling of full-time residents; the second was open to anyone from the community that wanted the opportunity to participate. Surveys were offered in English and Spanish to insure broad participation and input from various ethnic backgrounds. The planning team hoped the randomly sampled survey would return statistically valid results. However, not enough surveys were completed through this method to achieve statistical validity. The community-wide survey was very successful with 659 participants. While the survey was not randomly sampled, the survey response rate was high based on the Lose Design team's experience with this method. Additionally, responses to demographic questions indicate participation from a good cross-section of the community. The demographics of respondents were consistent with that of the Island and indicates the opinions revealed by the survey are representative of community. The surveys were open from October 7, 2019, to November 3, 2019. A copy of the summarized survey responses is provided in the Appendix.

The survey results highlight the following:

- Most rate the condition of parks and recreation as "Fair" to "Good."
- Shelter Cove is the most visited park (excluding beach parks).
- Coligny Beach Park is the most visited beach park according to the survey.
- Lack of awareness of parks and programmatic offerings was identified as the greatest barrier to participation.
- 92% support the Town's efforts to improve parks and recreation facilities and programs.
- 87% believe parks and recreation are important to the community even when compared to other priorities (i.e., public safety, streets, utilities, schools, etc.).
- 41% of respondents travel outside of town to use parks and recreation facilities.
- 79% use private or gated neighborhood facilities.
- Maintaining and improving existing parks and recreation facilities was the highest funding priority.
- 56% support the Town prioritizing increased funding for improvements to the quality of parks and recreation facilities and programs. This included increased opportunities and a variety of public events in the parks (34% are "somewhat" supportive).
- 61% would be willing to spend up to \$15 a month per household for improved park maintenance, recreation facilities and services.

Public Open Houses and Pop-up Events

In addition to the online survey, the Town hosted two open house events to identify residents' parks and recreation needs and priorities. The first was held on Monday, August 19, 2019 from 6:00 p.m. to 8:00 p.m. in the Town Council Chambers. The second was held at the Island Recreation Center on Wednesday, August 21, 2019, from 11:00 a.m. to 1:30 p.m. Guests were asked to participate in multiple activities to assist the planning team in understanding the recreation needs and desires of the community. One station employed a dot sticker exercise where participants indicated which recreation facilities and programs are needed but not adequately provided on the Island. Next, attendees were asked to review large maps of several key parks and provide input on needed improvements. Another station was used to determine funding support for various types of parks and recreation initiatives by using poker chips to represent the Town's budget for parks and recreation improvements. Last, a comment station was provided for any comments that did not seem applicable to the previous exercises.

The dot exercises were also used in pop-up events where the boards were strategically located at community events or gathering places. This was intended to engage the public in a convenient way without having residents attend a public meeting. Pop-up events were held at the One Island One Community celebration on July 4, 2019, at the Island Recreation Center from September 16-23, 2019, and at the Boys and Girls Club from October 23-30, 2019.

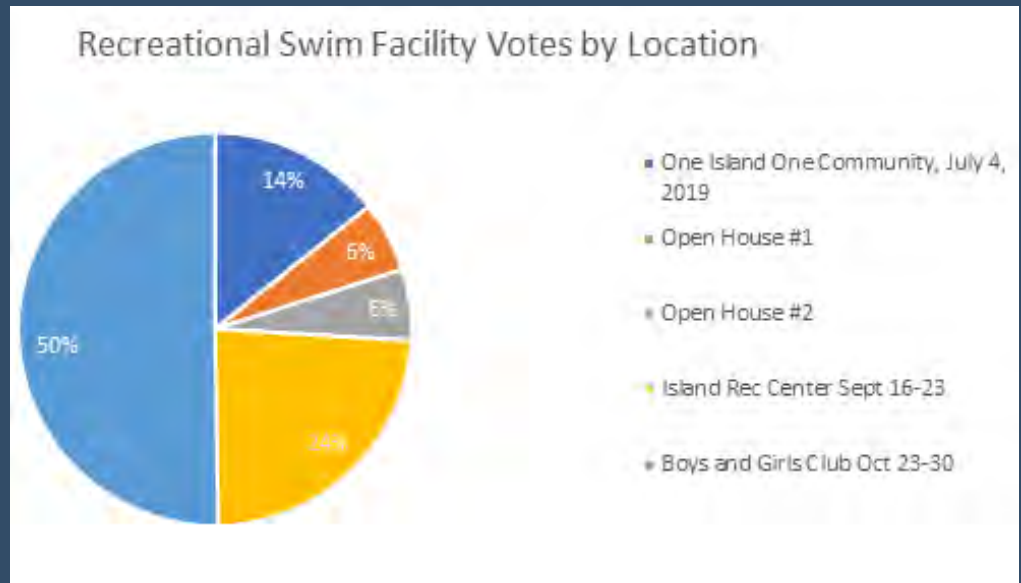
Image 3.1: Facility and Programming Exercise



Station 1: Priority Facility and Programs

Figure 3.1: Swim Facility Votes by Location

The planning team received a tremendous amount of information regarding desired facilities for Hilton Head Island. Pickleball courts were by far the most desired facility with 208 total votes. This was followed by “recreational swim facilities” with 189 total votes. Interestingly 74% of votes for a recreational swim facility came from the Island Recreation Center and Boys and Girls Club pop-up efforts where a larger number of children were able to participate. This may indicate a desire for more of a resort-style pool that may have slides, a lazy river, or similar elements.



While pickleball and recreational swim facilities were reported as the most needed, there were other improvements that were consistently voted as necessary additions to the current park system. These “honorable mention” facilities should be considered as new parks are developed or existing parks are redeveloped. They include facility types receiving at least 30 votes and include:

- Adventure play - climbing wall (44 votes)
- Playgrounds (44 votes)
- Piers (44 votes)
- Canoe/kayak blueways (46 votes)
- Competition swim facilities (49 votes)
- Farmers market (64 votes)
- Gymnastics or tumbling facility (71 votes)
- Splash pad/spray park (91 votes)


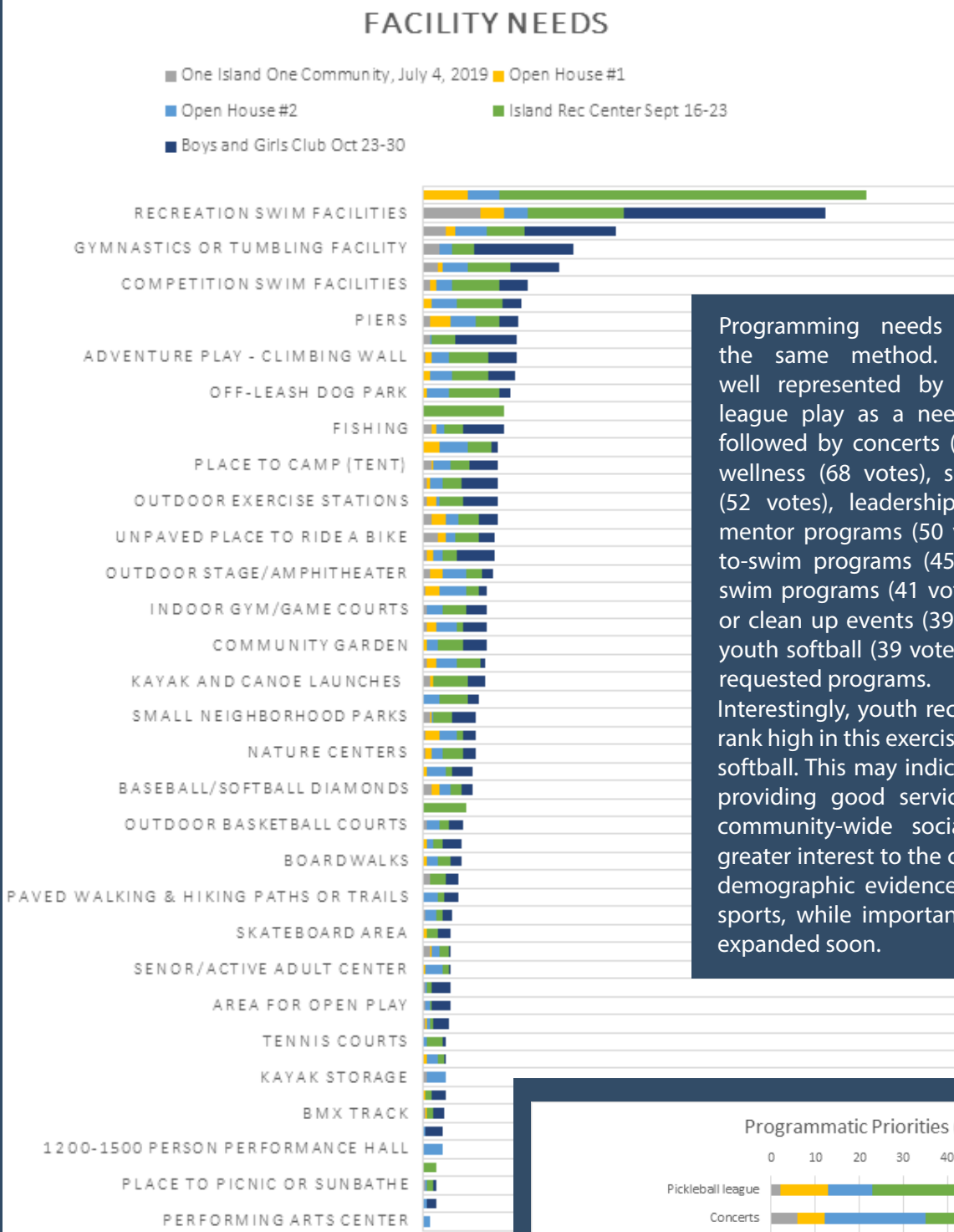
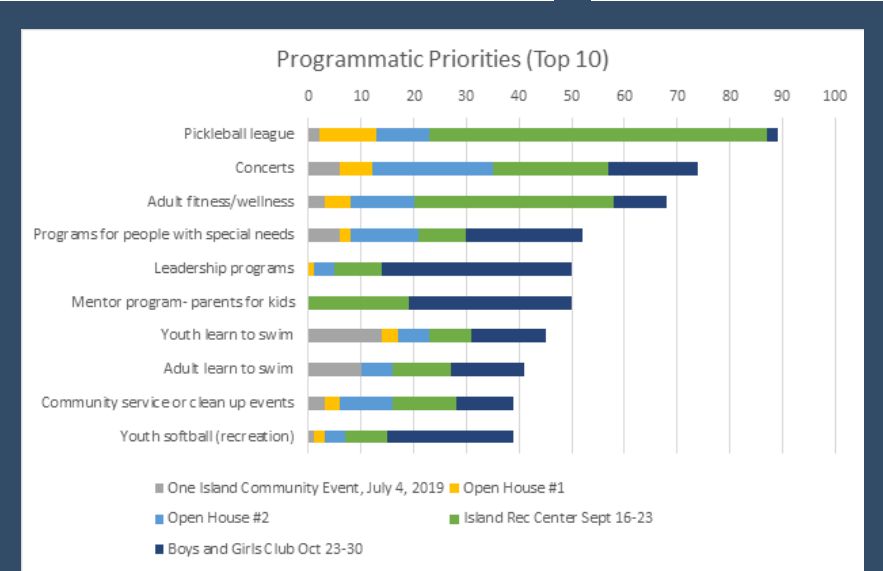


Figure 3.2: Facility Needs



Programming needs were assessed using the same method. Again pickleball was well represented by indentifying pickleball league play as a needed offering. This was followed by concerts (74 votes) adult fitness/wellness (68 votes), special needs programs (52 votes), leadership programs (50 votes), mentor programs (50 votes) and youth learn-to-swim programs (45 votes). Adult learn-to-swim programs (41 votes), community service or clean up events (39 votes) and recreational youth softball (39 votes) round out the top 10 requested programs. Interestingly, youth recreation leagues did not rank high in this exercise except for recreational softball. This may indicate existing leagues are providing good service or it could indicate community-wide social experiences are of greater interest to the community. There is also demographic evidence to support that youth sports, while important, may not need to be expanded soon.

Figure 3.3: Programmatic Priorities



Station 3: Funding Priorities

Participants were given 10 poker chips and asked to use the chips as hypothetical funds for eight spending categories. Individuals could use as many chips as they wished for any of the available categories. Options included improvements and maintenance to existing parks and recreation facilities; development of community gathering spaces; court sports and facilities; parkland acquisition; sports tourism; multigeneration indoor recreation facility; development of additional athletic fields; and development of neighborhood and community park and recreation facilities. Improvements and maintenance of existing parks was identified as the top funding priority for the parks and recreation system while development of additional athletic facilities tied for last with development of neighborhood and community park and recreation facilities.

Figure 3.4: Funding Priorities



Station 4: Other Ideas or Concerns

Few participants took the opportunity to identify other ideas not anticipated by the planning team. However, comments were received related to converting the Town owned portion of the Planters Row Golf Course/Port Royal Tract property to a passive or environmental park. This property is located near the Hilton Head Island airport and is owned by the Town. Redevelopment of the Planters Row Golf Course could be used to accommodate facilities identified as priorities through this planning effort or relocated facilities from other parks where it may better serve the community. One example could be to relocate the multiuse fields that are currently in Chaplin Park, which are utilized for storm debris processing on an as-needed basis. If Chaplin Park is the best site to manage storm debris, these multiuse fields should be relocated. The Planters Row property could accommodate this need.



03 - Public Participation

Image 3.2: Map Exercise



Image 3.3: Map Exercise




Image 3.4: Funding Exercise

Parks and Recreation Task Group and Focus Groups

Focus Group workshops were held on Wednesday August 21, 2019, with the Parks and Recreation Task Group and two focus groups. One focus group included representatives of organized sports leagues and the second included outdoor recreation interests. The focus groups provided more specific information on limitations and opportunities provided by the current park system. The following table lists the issues discussed, as well as potential solutions offered by participants.

Table 3.1: Challenges Proposed by Community

CHALLENGES:	POTENTIAL SOLUTIONS:
Scheduling fields for practice and play	
Consistent maintenance from park to park	
Bluffton is more attractive to younger generations due to affordability/community offerings	
Rectangular field sports need better field conditions.	Develop multi-sport synthetic turf fields to accommodate the variety of users and field demand
Single contact for scheduling of fields/facilities	Improved coordination between providers or consolidate responsibilities under a single department
Beach erosion limits mobility of the beach patrol	More beach access points to mitigate
Limited water access, especially on Broad Creek	Additional public boat launches
New users of bike paths include E-assist and motorized bicycles which can lead to conflicts with other pathway users	

Organizations, Agencies, & Partnerships

Focus group participants identified the University of South Carolina Beaufort (USCB) as a potential partner organization as they develop athletic facilities. These facilities could include tennis, baseball, and softball for collegiate athletics along with community sports like pickleball.

Existing partnerships were also discussed. This referred to joint management of park maintenance, scheduling, and lights that are shared between the Town of Hilton Head Island, Island Recreation Association, Beaufort County Parks and Leisure Services (PALS), and Beaufort County Facility Maintenance. Frustration was expressed by park user groups over the lack of coordination by Beaufort County PALS between field and lighting schedules and the consistency of maintenance. The table below illustrates the shared responsibilities across the four agencies. It is easy to imagine scenarios where fields were scheduled for play by Island Recreation Association but were not lighted at the appropriate time due to oversight or lack of coordination between responsible agencies. It seems reasonable that scheduling and lighting could be the responsibility of one group for all parks on Hilton Head Island. The level of maintenance was also raised as an issue with the shared opinion that properties maintained by Beaufort County Facility Maintenance were not typically at the same level as those parks maintained by the Town of Hilton Head Island. Additionally, some larger parks are jointly maintained by both the Town and Beaufort County. This may be a duplication of effort resulting in higher maintenance costs and poor use of staff resources.

Table 3.2: Maintenance Schedule

Participants desired a single contact for scheduling and assistance with park use and pointed to these conflicts and inefficiencies as examples of why it is needed. The need for developing a formal parks and recreation department for the Town was also discussed. While the formation of a new parks and recreation department could be a way to address these concerns within a single responsible agency, it appears the Island Rec. is already performing in this capacity.

	Town of Hilton Head Island	Hilton Head Island Recreation Center	Beaufort County Parks & Leisure Services (PALS)	Beaufort County Facility Maintenance
Barker Field			■	●
Barker Field Extension		■	▲	●
Beach Parks	●			
Bristol Sports Arena		■	▲	●
Chaplin Community Park	●	■	▲	●
Chaplin Tennis Center	●	● ■	▲	
Compass Rose Park	●			
Crossings Park		■	▲	●
Fish Haul Creek Park	●			
Greens Shell Park	●			
Hilton Head Park (Old Schoolhouse Park)	●			●
Honey Horn	●			
Island Recreation Center Field		● ■ ▲		
Island Recreation Center Pool		● ■ ▲		
Jarvis Creek Park	●	■		
Rowing and Sailing Center at Squire Pope Community Park	●	■		
Shelter Cove Community Park	●	■		

● = Maintenance ▲ = Manage Lights ■ = Schedules

03 - Public Participation**Conclusion**

The public engagement effort for this master plan was extensive and successfully engaged the community in numerous ways. Input was received from a segment of the population that reportedly reflects the demographic composition of the island as a whole. The desire for pickleball facilities and programming was very high while advocacy for youth league sports was not strongly represented. Desired facility improvements included synthetic turf multiuse fields, improved water access, splashpads/spray parks, piers, dog parks, and adventure play areas. Community events and social gatherings were well represented in the engagement exercises as needed programs.

The top funding priority identified was the improvement and maintenance of existing parks followed by development of community gathering spaces and new court sport facilities. Development of new athletic fields ranked near the bottom of the listed funding priorities.

Overall, public input appears aligned with the needs of a community where most residents are older in age. This does not mean the needs of younger generations should not be addressed but, the engagement effort did highlight priority facilities, programs and investments for the Town to consider going forward.





04

PARK CLASSIFICATION AND SERVICE CRITERIA

Park Facilities and Levels of Service

In 1995, the National Recreation and Parks Association (NRPA) published Park, Open Space, and Greenway Guidelines by James D. Mertes, Ph.D., CLP, and James R. Hall, CLP. The book outlined a template for typical park classifications, number of acres a system should have, and recommended service levels based on population. Strictly intended as a guideline, the book does not consider the unique character of a community. Local trends and popularity of some activities often dictate a greater need for particular facilities. The guidelines outlined in Park, Open Space, and Greenway Guidelines serve as a good baseline for determining a minimum standard. These guidelines, along with the community needs assessment, community input and comparisons to similar communities were used to develop service standards for Hilton Head Island. For public park providers, the guidelines suggest, "A park system, at a minimum, should be composed of a core system of park lands, with a total of 6.25 to 10.5 acres of developed open space per 1,000 population" (Mertes, 1995).

Park Classification

- Mini Parks – Example: Betsy Jukofsky Xeriscape Garden
- Neighborhood Parks – Example: Greens Shell Park
- Community Parks – Example: Chaplin Community Park
- Regional Parks – Example: Coligny Beach Park
- Special Use – Example: Historic Mitchellville Freedom Park
- Sports Park – Example: Crossings Park
- Natural Resource Area/Preserve – Example: Honey Horn
- Greenways – Example: the public multi-use pathways

Critical to the service delivery of any recreation systems the provision of the four basic park categories: mini parks, neighborhood parks, community parks and regional parks. Beyond these four basic park types are special-use parks, natural areas/preserves, greenways, school parks and private parks/recreation facilities. Each is classified differently based upon the types of amenities, size, service area and how access is gained to the facility.



Table 4.1 provides a definition of NRPA classifications along with information on size and service criteria. Hilton Head Island enjoys a wide variety of parks and recreation properties ranging from natural open spaces, neighborhood parks, developed athletic facilities and culturally valuable public spaces.

Table 4.1: NRPA Park Classifications with Service Criteria






Classification	Description	Desirable Size	Service Criteria
Mini-Park	Small parks with limited activity that should provide seating, landscape and possibly a playground, community garden or other passive recreation activities	5 acres or less 	¼ mile radius
Neighborhood Park	Area for more intense recreational activities, such as playing field, larger playgrounds, shelters, trails, swimming pools, restrooms, etc.	5-20 acres 	½ mile radius
Community Park	All-inclusive facility for recreation users that provides a mix of active and passive activities and attract users of all ages, from sports fields to a community center	20-75 acres 	½ -3 mile radius
Regional Park	Unique outdoor recreation area with various amenities, which may include boating, fishing, swimming, camping, but may also be a water park, etc.	50-250 acres 	Varies
Special-Use Park	Special-use parks are designed to meet the needs of a specific user group, such as an aquatic center, golf course, zoo or a museum.	Varies	Varies
Sports Park	Sports parks are parks that are dominated by athletic facilities.	Varies	Varies
Natural Resource Area/Preserve	Land with natural resources, historic landscapes, visual beauty, biodiversity, etc.	Varies	Varies
Greenways	Linear corridors that loop and/or link to other amenities	 50 ft wide (ROW)	½ mile along path
School Park	Typically, found at middle and high schools with youth athletic fields that support team sports	Varies	Varies

Table adapted from Mertes, J.D. and J.R. Hall. *Park, Open Space, and Greenway Guidelines*. Alexandria, VA: National Recreation and Park Associations, 1995.

Level of Service

Evaluating the level of service helps determine whether a recreational delivery system is meeting the needs of the population it serves. The analysis begins with a review of existing facilities and level of service offered by a community. **Table 4.2: Facility Deficit & Surplus Analysis** summarizes the inventory of critical facilities located on the Island. The facilities inventory reveals that 30 separate park properties with a total acreage of approximately 548 acres and 67 miles of public pathways are provided within the Hilton Head Island parks system.

Once the existing facilities inventory was completed, the planning team compared the overall number and types of facilities to the National Recreation and Parks Association (NRPA) *2019 NRPA Agency Performance Review*. This annual report provides data on park and recreation offerings from across the nation. The data can be filtered based on factors like jurisdiction size and type, budget, population density, geographic region, number of full-time employees or acres of parks maintained. For this study, the planning team compared the Town's inventory to the NRPA metrics from reporting communities representing jurisdictions with populations between 20,000 and 49,999.

Outdoor Facilities

The planning team performed this analysis using current population estimates and population projections for the year 2030. The following summarizes the results of these comparisons:

Hilton Head Island has current deficits in the following:

- Playground (-3)
- Tot lot or small playground for young children ages 2 to 5 (-3)
- Field hockey (-3)
- Youth baseball (-2)
- Multi-purpose synthetic field (-2)
- Lacrosse field (-1)
- Cricket field (-1)
- Soccer field (adult) (-1)
- Multiuse Court: basketball/volleyball (-1)
- Basketball court (-1)
- Community garden (-1)



The Town has a surplus in four types of facilities:

- Youth softball field (+1)
- Adult softball field (+2)
- Adult baseball field (+4)
- Youth soccer field (+7)
- Tennis (+9)



While standards are good for planning, facility preferences will differ from community to community. This exercise provides a starting point for further investigation. In order to determine demand, actual scheduling of facilities should be used as well. For example, it is a strong indication additional sports fields are needed if current sports fields are programmed at full capacity and there is a deficiency based on the desired level of service. Additionally, community needs assessments and public input is factored into the final recommendations.

Table 4.2: Facility Deficit & Surplus Analysis

NRPA Park Metrics Outdoor Facilities	Hilton Head Island Inventory	Hilton Head Island Need (Based on NRPA Data)	Public Surplus/ Deficit	Projected Hilton Head Island Need (2030)	Public Surplus/ Deficit (2030)
Playgrounds	10	13	-3	13	-3
Tot lots	0	3	-3	4	-4
Field hockey	0	3	-3	1	-3
Youth baseball	6	8	-2	4	-4
Multi-purpose synthetic field	0	2	-2	1	-2
Lacrosse field	1	2	-1	2	-1
Cricket field	0	1	-1	1	-1
Soccer field (adult)	3	4	-1	3	-3
Multiuse Court: basketball/volleyball	2	3	-1	3	-1
Basketball courts	5	6	-1	6	-1
Community gardens	1	2	-1	1	0
Multi-purpose rectangular field	5	5	0	5	0
Football field	2	2	0	2	0
Swimming pools (outdoor only)	1	1	0	1	0
Dog park	1	1	0	1	0
Skate park	1	1	0	1	0
Softball fields (youth)	6	5	1	4	2
Softball fields (adult)	6	4	2	3	2
Baseball field (adult)	6	2	4	2	4
Soccer field (youth)	15	8	7	6	7
Tennis court (outdoor)	18	9	9	10	8

(source: 2019 NRPA Agency Performance Review)

Some facilities listed in the inventory may fluctuate in number from year to year. For example, youth soccer fields may be striped differently based on league participation. Aerial photographs were used to determine typical field inventories at Chaplin Community Park and Barker Field Extension. Similarly, diamond field sports can accommodate baseball and softball for multiple age groups on the same field. The Town has access to 6 total diamonds between Crossings Park and Barker Field. The planning team used this number for youth and adult baseball and softball field inventories.

NRPA does not address pickleball or golf in the same manner. Therefore, it is necessary to assess the communities need for these facilities in other ways, such as the public engagement exercises described in Section 3.

While this exercise identifies several potential deficits, it must be noted this inventory does not include a complete inventory of private recreation facilities offered by the numerous large gated neighborhoods on the Island. These developments provide significant recreation opportunities to their residents and members. Recreation offerings in these communities were provided by property managers for three significant developments: Wexford; Hilton Head Plantation; and Sea Pines.

Table 4.3: Public + Private Facility Surplus and Deficit

NRPA Park Metrics Outdoor Facilities	Hilton Head Island Inventory	Wexford	Hilton Head Plantation	Sea Pines	Hilton Head Island Need (Based on NRPA Data)	Public Surplus/ Deficit Public + Gated Communities (2020)
Playgrounds	10	1	2	2	13	0
Tot lots	0				3	-3
Field hockey	0				3	-3
Youth baseball	6			1	8	-1
Multi-purpose synthetic field	0				2	-2
Lacrosse field	1				2	-1
Cricket field	0				1	-1
Soccer field (adult)	3				4	-1
Multiuse Court: basketball/volleyball	2				3	-1
Basketball courts	5	1	2		6	2
Community gardens	1		1	1	2	1
Multi-purpose rectangular field	5		2		5	2
Football field	2			1	2	1
Swimming pools (outdoor only)	1	1	9	4	1	14
Dog park	1				1	0
Skate park	1				1	0
Softball fields (youth)	6			1	5	2
Softball fields (adult)	6			1	4	3
Baseball field (adult)	6			1	2	5
Soccer field (youth)	15				8	7
Tennis court (outdoor)	18	6	22	42	9	79

(source: 2019 NRPA Agency Performance Review; Development property manager inventories).

Private developments clearly play a significant role in recreation on Hilton Head Island. However, these facilities primarily serve the residents of specific communities and should be viewed as amenities and not public infrastructure. The Town of Hilton Head Island should seek to serve all residents through a complete parks and recreation system.

Based on a cursory review of NRPA Park Metrics data, the Town of Hilton Head Island exceeds the average level of service for parkland acres of 9.6 acres per 1,000 residents. The Island also bests national averages when it comes to residents per park. These metrics indicate adequate park land acreage and enough park properties for Hilton Head Island’s population.

Indoor Facilities

Indoor facilities are provided appropriately based on the Town of Hilton Head Island’s population. NRPA references reporting communities with populations between 20,000 and 49,999 have a recreation center, community center, senior center, performance amphitheater, nature center, stadium, ice rink, teen center and arena. Most of these facilities are provided in some form on the Island. For example, the Island Recreation Center meets the recreation/community center demand, the Boys and Girls Club of Hilton Head Island functions as a teen or youth center, the Arts Center of Coastal Carolina and the performing theater at Hilton Head High School provide opportunities for performing arts, the Coastal Discovery Museum and numerous nature preserves meet the nature center need and stadiums are available at Hilton Head Island High School. Facilities that were identified as absent from Hilton Head Island were an ice rink and an arena. These facilities were not identified as needed by the public engagement activities and the planning team does not believe they are necessary at this time.



Table 4.4: Indoor Facility Surplus and Deficit

Indoor Facility	Hilton Head Island Inventory	Hilton Head Island Need (Based on NRPA Averages)	Surplus/Deficit	Provider
Recreation Center	1	1	0	Island Rec./Boys & Girls Club
Community Center	1	1	0	Island Rec./Boys & Girls Club
Senior Center	1	1	0	Hilton Head Island Senior Center
Performance Amphitheater	2	1	1	Arts Center of Coastal Carolina; Hilton Head High School
Nature Center	1	1	0	Coastal Discovery Museum
Stadium	1	1	0	Hilton Head High School
Ice Rink	0	1	-1	Not Available
Teen Center	1	1	0	Boys & Girls Club of Hilton Head Island
Arena	0	1	-1	Not Available

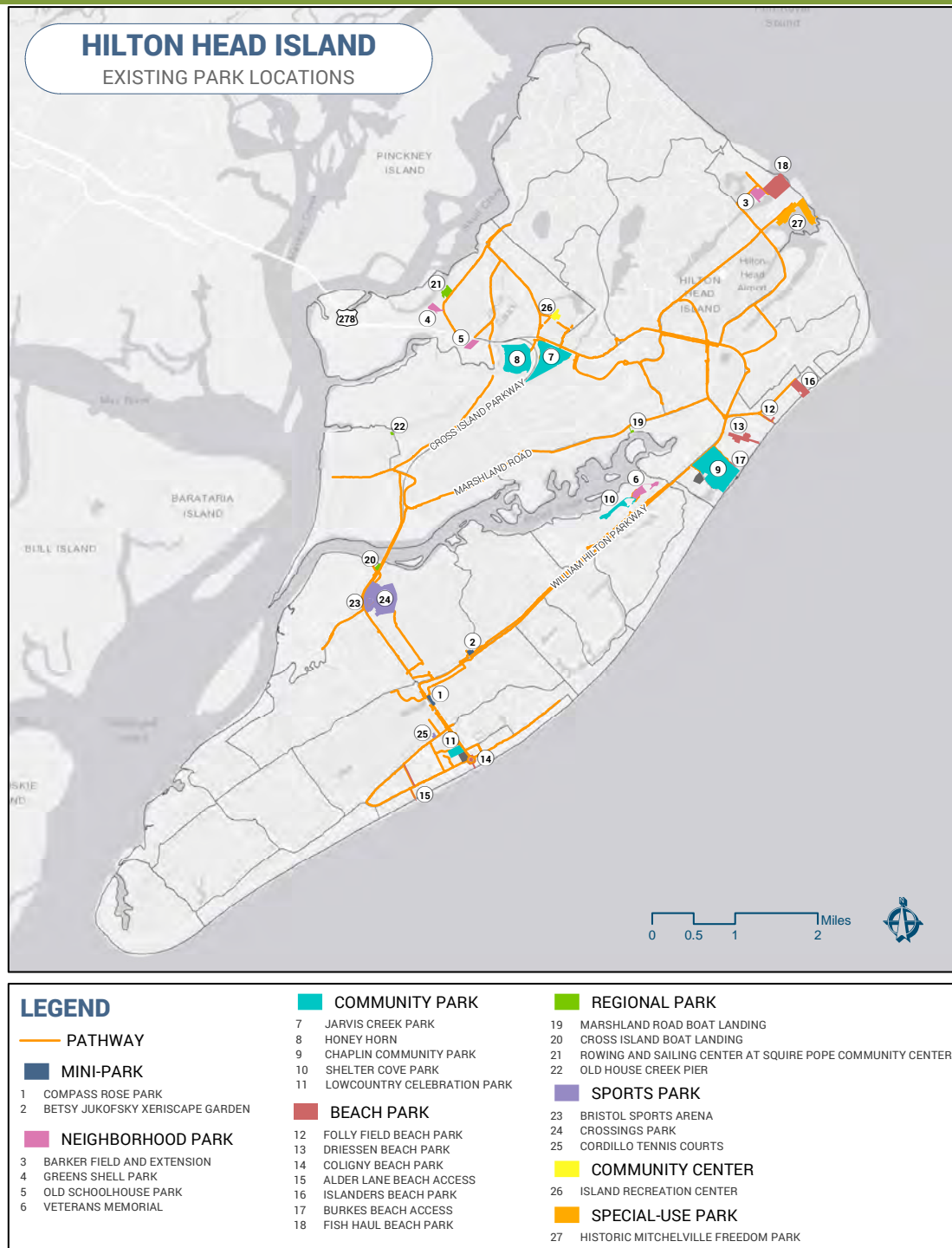
(source: 2019 NRPA Agency Performance Review; Development property manager inventories).

Park Locations and Gap Analysis

Existing Park Location

Apart from areas held by large, private gated communities, public parks are well distributed across the Island. The 5,000-acre Sea Pines Resort on the south end of the Island and the Hilton Head Plantation community, which encompasses nearly 4,000 acres on the north end of the Island, are exceptions. Current park locations and park types are provided on **Figure 4.1** Population and Park Locations.

Figure 4.1: Population and Park Locations



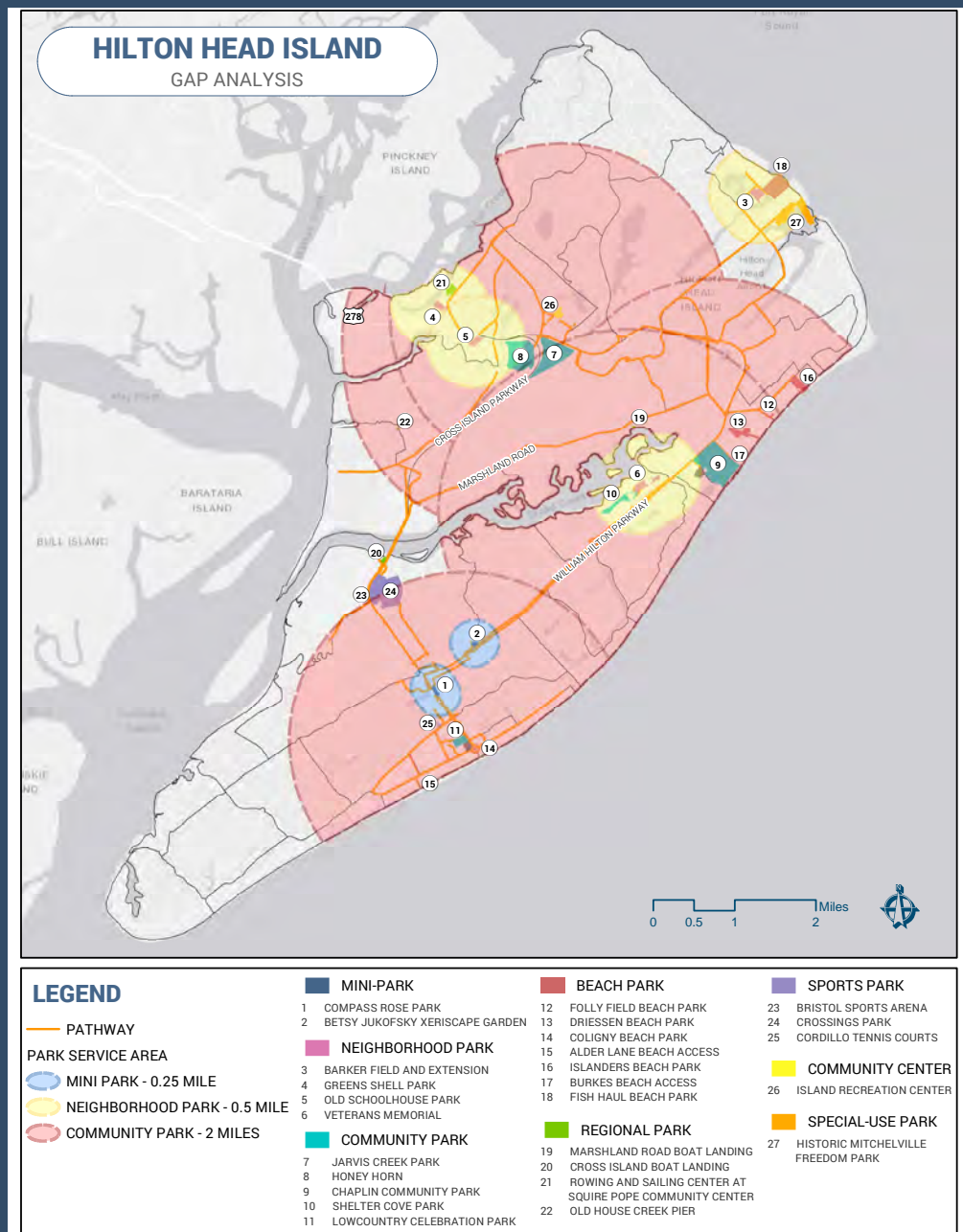
Gap Analysis

A gap analysis is an assessment of the service areas related to parks and recreation facilities to determine if there are areas of a community that are underserved. **Figure 4.2** identifies gaps in the overall service standard for these park categories: mini parks; neighborhood parks; and community parks or community centers. Remaining park types (i.e. special use parks, regional parks, and sports parks) serve regional needs and therefore do not need to be mapped for this purpose. The service area analysis begins by classifying existing parks using the park classifications previously discussed. All existing parks were classified based on NRPA definitions, park offerings and size. Service areas for each category were assigned accordingly and population distribution was reviewed to determine if park locations are accessible to most residents.

The analysis illustrated potential gaps in service on the southernmost end of the Island and the northernmost portion of the Island. However, these potentially underserved areas consist of the Sea Pines and Hilton Head Plantation gated communities which have their own significant private facilities to serve residents.

Overall, the Town of Hilton Head Island has very good park distribution throughout the “public” portions of the Island. Specific existing parks could diversify amenities to bring a wider variety of recreation closer to where residents live. For example, Crossings Park is currently designed as a Sports Park. With the addition of a dog park and a large playground or splash pad, this property would be transformed into a true Community Park, attracting a greater variety of users and improving access to these types of recreational amenities.

Figure 4.2: Existing Parks and Associated Service Areas



Park Accessibility

Accessibility within parks is a challenge in most communities. Meeting the needs for individuals with mobility challenges is an important and often challenging goal, especially in a park setting where challenges can be prevalent. The planning team observed the beach parks were well equipped with beach matting that provides an improved surface for individuals with mobility issues. The matting appeared to be in good condition and began and ended at logical termini.

Image 4.1: Beach matting at Alder Lane Beach Park.



Bathrooms throughout the parks provided wheelchair accessibility. Accessible paths to the restroom facilities were also provided. Another great accessibility feature was found at the Rowing and Sailing Center at Squire Pope Community Park. The E-Z Launch Transfer System for kayaks and canoes is a great example of recreation service delivery to those members of the community with mobility needs.

Image 4.2 & 4.3: E-Z Launch



This was not always true for playgrounds where paths to the playground areas were not provided.

Image 4.4: Chaplin Community Park playground without accessible path.

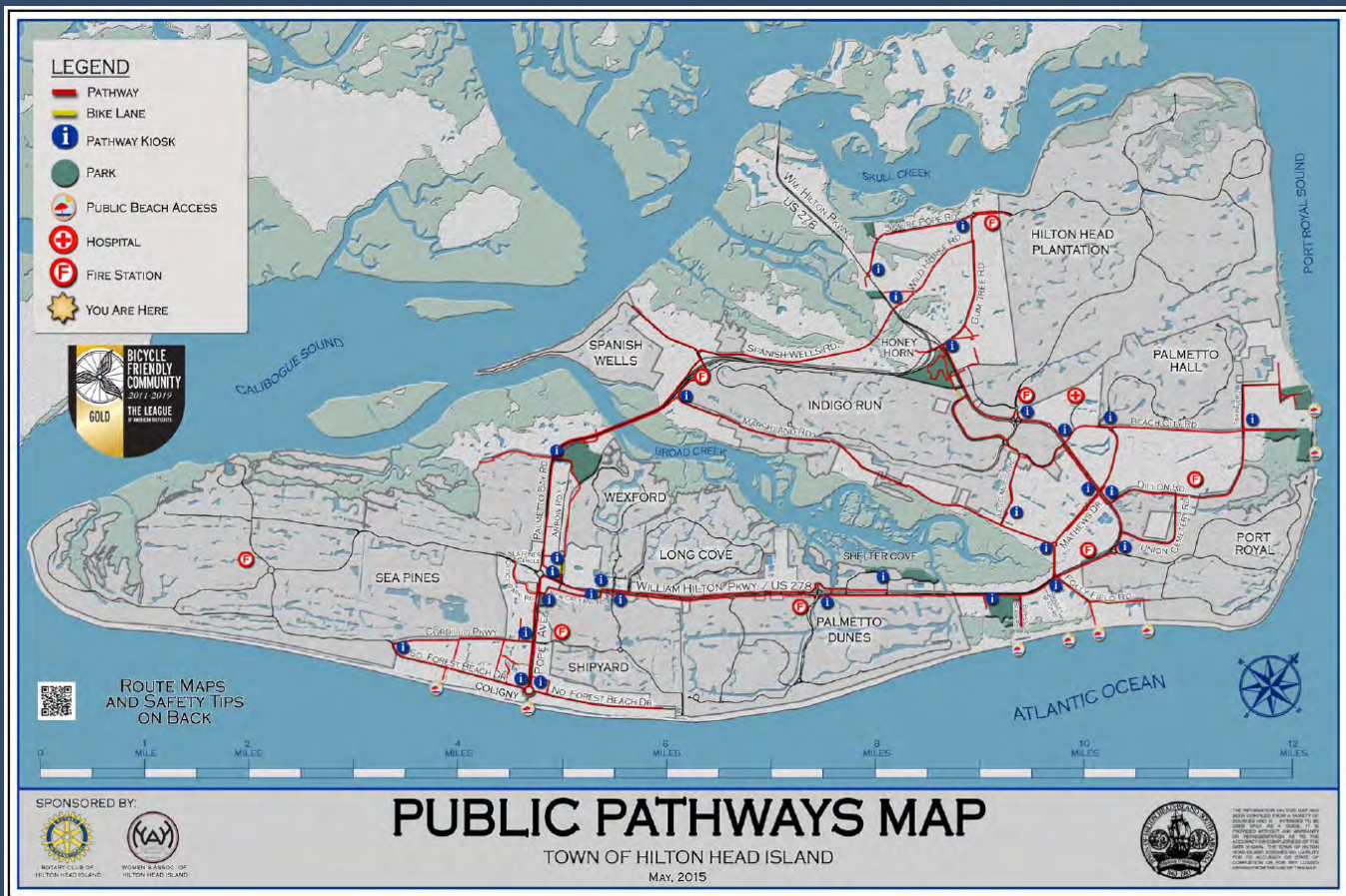


This type of issue was observed in older parks that may not have been designed with accessibility in mind. Going forward, additional accessible routes to all park features (i.e. restrooms, benches, bleachers, drinking fountains, playgrounds, pavilions, etc.) should be required as parks are redeveloped or added to the system. This improves park experiences for all visitors, not only those with limited mobility.

Public Pathways

The Town of Hilton Head Island is recognized as a national leader for bicycle infrastructure. The public pathways provide tremendous opportunities for bicyclists of various skill levels and can be used to reach every park on Hilton Head Island, including the beach parks. The pathway network is primarily adjacent to major roads and serves recreational cyclists as well as bicycle commuters. The planning team observed few areas where the pathway diverges away from vehicular traffic. Exceptions are located within parks. While there are safety and access advantages to this type of system, the pathways could benefit from additional routes that carry cyclists away from vehicular traffic.

Figure 4.3 :Public Pathways Map



(source: <http://www.hiltonheadislandsc.gov/publications/brochures/BikePathBrochure.pdf>)

The pathways themselves are very popular transportation facilities. The planning team observed large groups of people, often families riding side-by-side. The width of current pathways is too narrow for this style of riding. Strategic widening of pathways in the most popular sections of the pathways would be beneficial. Another condition was observed along William Hilton Parkway that could be problematic for many casual cyclists. There are sections of public pathways that run alongside the parkway without any physical separation from the vehicular lanes. In these areas, cyclist may feel less comfortable than on parts of the pathways that are horizontally separated from the road with a grassed buffer area or landscaped plantings. Relocating the pathway in these areas to provide greater separation from vehicular traffic would greatly improve cycling experiences for pathway users.

Image 4.5: Pathway along William Hilton Parkway without horizontal separation from the roadway.



Individual Park Assessments

Throughout the public input period, citizens emphasized the need to invest in existing parks and to expand the greenway system. Many participants remarked that park buildings and amenities are “tired” and in need of refreshing. The planning team did observe that most of the older parks and buildings are showing their age. This was especially true of Chaplin Park, Crossings Park, and Barker Field. Newer parks such as Shelter Cove, Jarvis Creek Park, Squire Pope Community Park and Coligny Beach Park have great examples of modern park support structures that should be emulated across the system.

Each park was assessed in terms of safety, convenience, park offerings, and potential for improvement or expansion.

Image 4.6: Squire Pope Community Park Shelter



Barker Field

Barker Field, located on the north end of Hilton Head Island contains three baseball/softball diamonds in an “L” shaped configuration. The fields, fencing, and support buildings are showing signs of age and the park design is inefficient because it does not allow fields to share concession buildings. The property appears to be more suitable for football, soccer or other rectangular field sports due to the shape and size of the park.

Barker Field Extension is located across Mitchellville Road from the baseball/softball fields. It contains multi-use fields, a restroom building, and boardwalk to an observation deck of Port Royal Sound.

Maintenance is provided by Beaufort County Parks & Leisure Services (PALS). The level of maintenance at this location was not as high as other parks with similar amenities such as, Chaplin Community Park or Crossings Park.

Recommendations:

Barker Field should be redeveloped as a neighborhood park to include the following:

- 3 to 4 practice fields (football, soccer, etc.).
- A new playground with poured in place surface,
- 1/2-mile walking path,
- 120 parking spaces, and
- New bathroom building in the area of the existing baseball/softball fields.
- Work with partner agency to improve level of maintenance or consider taking over maintenance responsibilities from PALS.



Image 4.7: Barker Field baseball/softball fields.



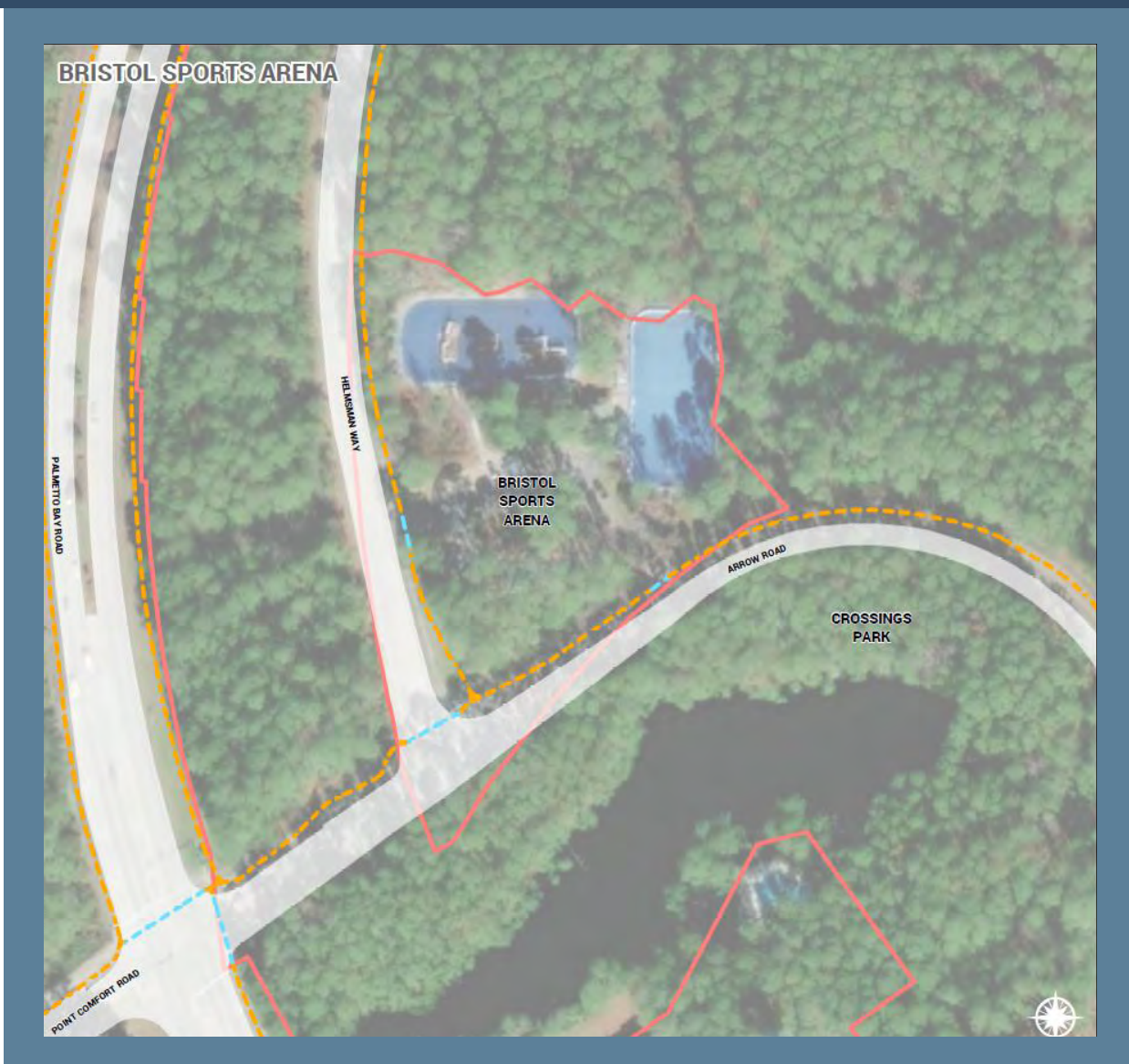
Bristol Sports Arena

The Bristol Sports Arena includes a significant skate park and a hybrid in-line hockey rink with basketball goals. The park is adjacent to, but separate from, Crossings Park. The facility appears to be in good condition.

The facilities at this park are used in a number of innovative ways including youth and adult inline hockey, futsal, and box lacrosse.

Recommendations:

Bristol Sports Arena seems very secluded and may benefit by being incorporated into the larger Crossings Park with connections made by pathways that allow the existing improvements to stay in place.



Cordillo Tennis Courts



The Cordillo Tennis Courts are located on the south side of the Island and were reconstructed in 2019. The courts are surrounded by private property and lack signage indicating the courts are open to the public. The courts are also striped for pickleball. The courts are not lighted. This may be appropriate due to the proximity of residential buildings.

Recommendations:

Park signage should be added to the Cordillo Parkway entrance to identify the park as open to the public. More tennis and pickleball players may choose this location due to the recent improvements. Play should be monitored to determine if other improvements are needed. Additional improvements to consider based on demand are:

- Court lighting
- Additional parking
- Bathroom building



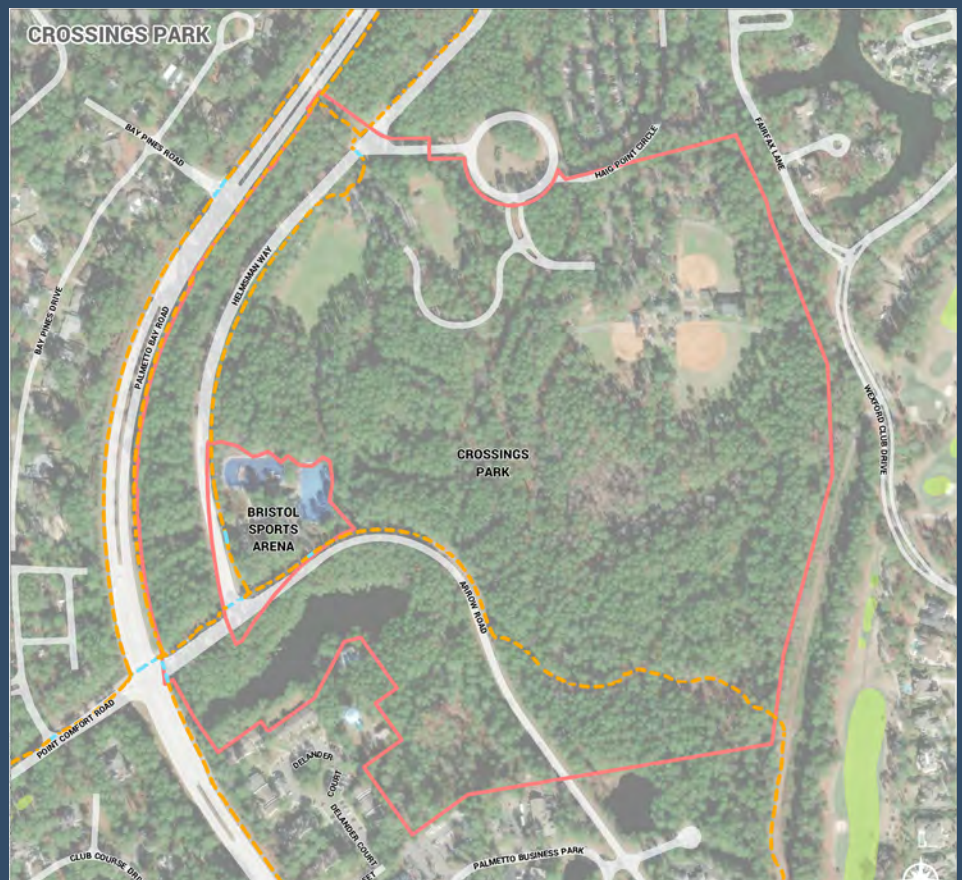


Crossings Park

Crossings Park is a large park property on the south side of the Island and primarily serves youth baseball with a 3-field complex. The baseball complex is complemented by a small playground. A grass meadow is in the northwest corner of the park and contains a picnic shelter. Interviews and public engagement indicated the meadow is occasionally used as an informal dog park. Soccer fields are located across from the grass meadow which are lighted, and bleachers are provided. Most of the park property is heavily wooded.

The park has been designed as a sports park; however, the public is using the park property in a broader context by utilizing the meadow as a dog park and the wooded areas for informal mountain bike trails. This indicates a desire by the public to diversify the offerings in this park. This could include a more formal dog park or expanded trail network for single track bike trails. Crossings Park would also be a great location for a splashpad and/or playground. By adding these elements, Crossings Park will serve a larger cross-section of the community and improve recreational delivery in this portion of Hilton Head Island.

Recommendations:

- Redevelop existing baseball fields
- Replace existing concessions & plaza
- 2 Additional 300' baseball fields that can accommodate youth baseball and adult softball
- Concession building & plaza
- Additional parking
- Park amenities (dog park; splashpad and/or playground; pathways)




Hilton Head Park (Old Schoolhouse Park)

Hilton Head Park or Old Schoolhouse Park is a Town-County park. Improvements include a small neighborhood park with tennis courts that are also striped for pickleball, a basketball pad, open fields that can be used for soccer or football practice, and a parking lot. The park borders a tidal marsh. The planning team had a difficult time finding this park due to the lack of signage.

The tennis courts and basketball pad are more than 150 feet away from the parking lot and accessible pathways to these park features are not present.

Recommendations:

- Add signage to identify the park property.
- Add ADA accessible pathways connecting the parking area to park amenities.
- Consider adding a small playground feature and picnic pavilion to diversify the park's offerings and attract more visitors.
- Evaluate possibilities for a nonmotorized boat launch or pier. If conditions do not support this improvement, add an observation deck to provide opportunities for birding and marsh views.



Island Recreation Center

The Island Recreation Center or “Island Rec.” is a comprehensive community recreation center capable of serving all age groups through a variety of facility and programmatic offerings. The facility includes a double gymnasium, walking track, wellness area, outdoor pool and community rooms.

The facility was expanded in 2018 to include improvement and expansion of the indoor gymnasium, pool, restrooms, parking, storage, and relocation of the previous outdoor basketball courts.

The center is located adjacent to the high school and near two other public schools allowing easy access for youth and potential shared use of facilities between the Island Recreation Center and schools.

Recommendations:

With recent improvements, the Island Recreation Center appears to be meeting current needs of the community. While the planning team does not foresee additional improvements within the next 10 years, the Town should work with staff of the Island Recreation Center to identify new programmatic and facility needs for the center.

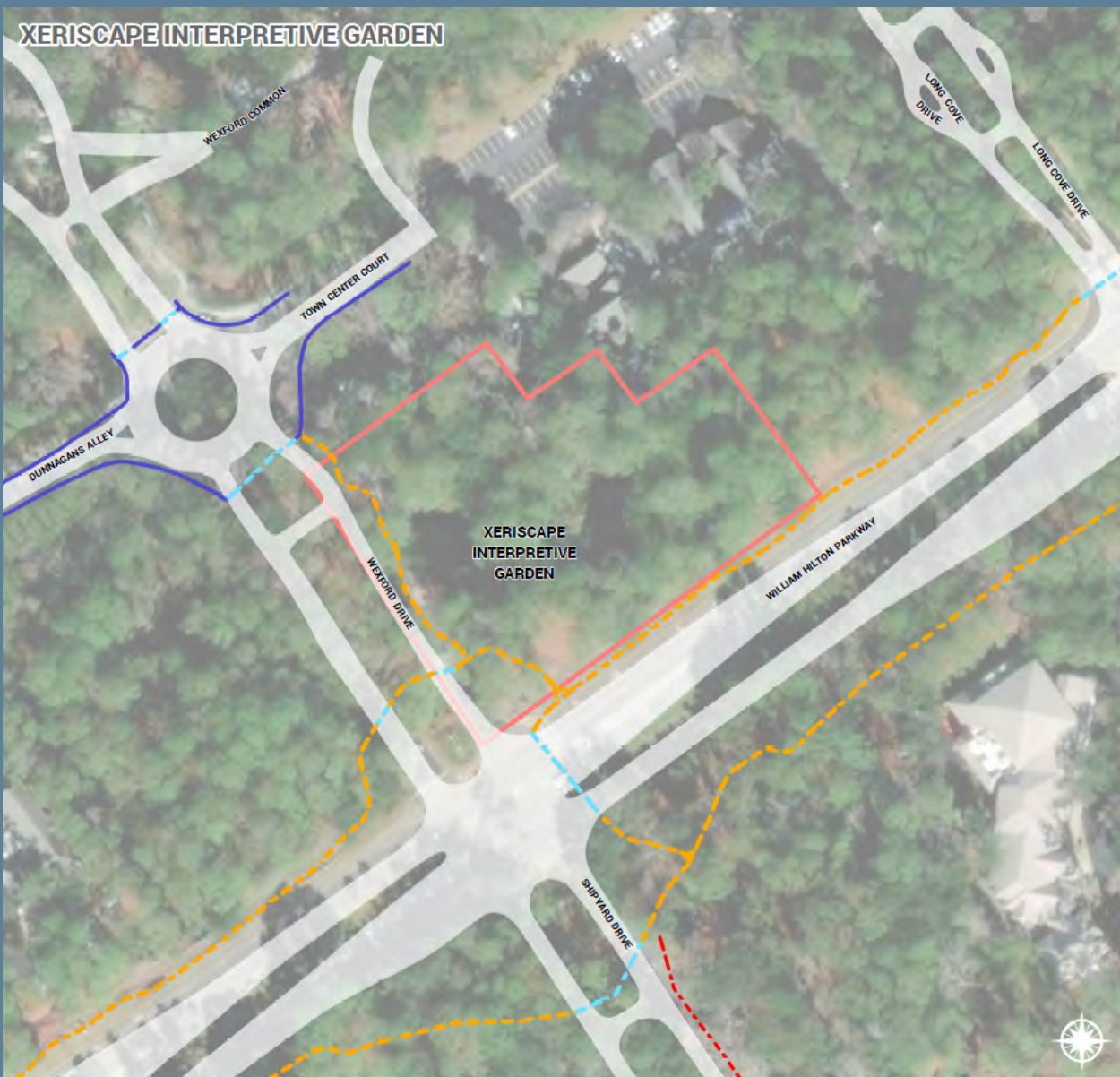


Betsy Jukofsky Xeriscape Garden

This xeriscape garden provides unique open space near Town administrative offices for employees and residents. It is a great demonstration of gardening with little supplemental watering.

Recommendations:

- Identify garden as a public park
- Interpretive signage for plantings
- reimagined/updated plantings
- improved maintenance



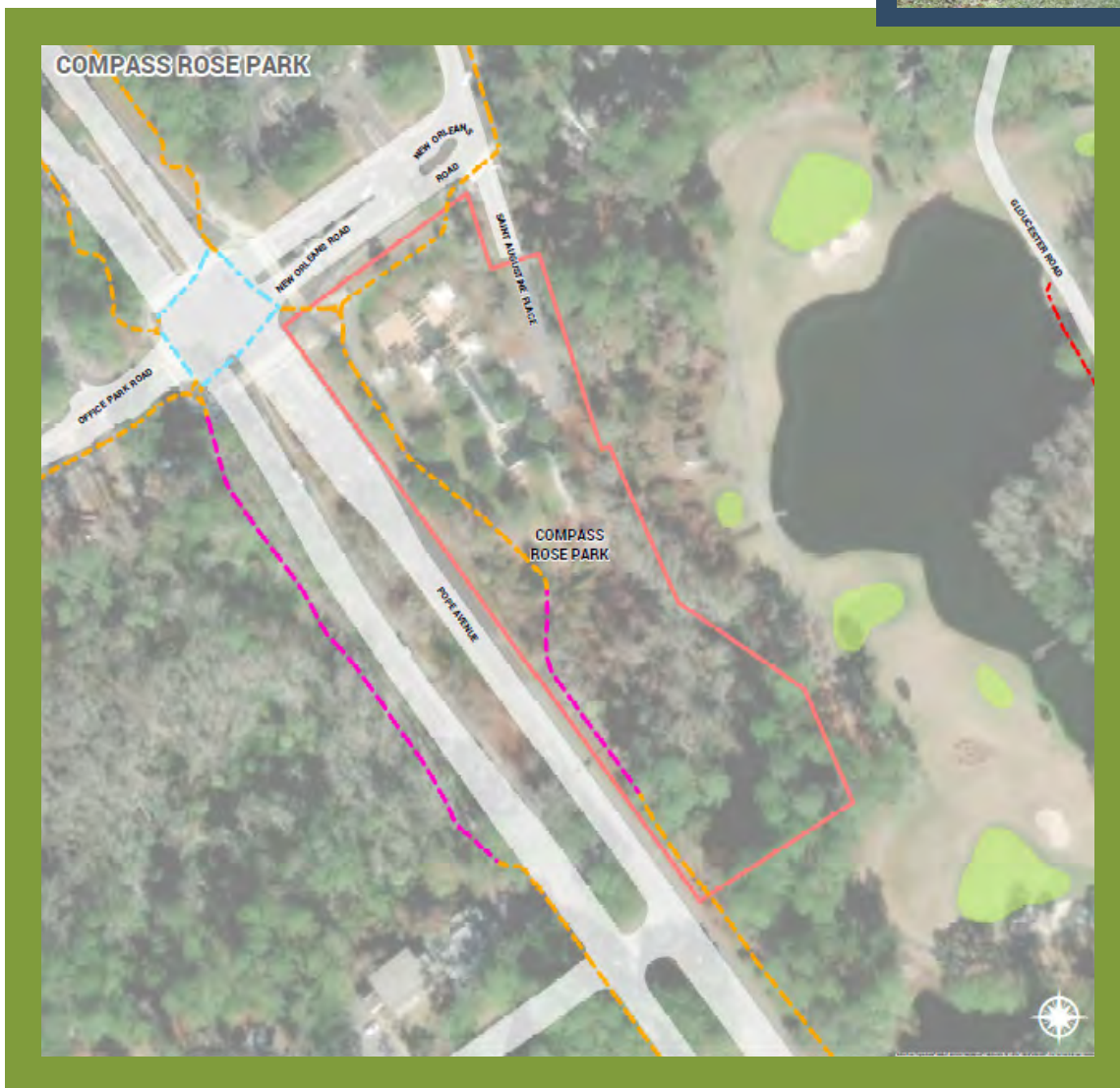


Compass Rose Park

Compass Rose Park is a small park on a major intersection with public art and plazas that relate the story of Hilton Head Island's historic development.

The structures and art are engaging; however, installations are showing signs of age and require reconditioning and potential replacement or upgrades of interpretative elements.

Recommendations:

- Address reconditioning of park elements.



Greens Shell Park

Greens Shell Park is a great neighborhood park with a hidden cultural component. The park proper contains a picnic pavilion, playground, restroom building, basketball goal and small parking areas, which are scattered among impressive mature trees. Accessible pathways are provided to all park features and the playground surface is well maintained.

Immediately adjacent to the park property is Stoney Cemetery and Greens Shell Mound, a South Carolina archaeological site.

Recommendations:

Greens Shell Park is a great example of a small neighborhood park. The restroom building and picnic pavilion are good examples to replicate in other parks of this size. Other improvements to consider are:

- Replace the playground equipment and add a poured-in-place surface to reduce maintenance requirements of the current mulch.
- Make a stronger connection to the adjacent cemetery and archaeological site with the addition of historic interpretive panels or public art.



Historic Mitchelville Freedom Park

Historic Mitchelville Freedom Park is an important cultural resource to the Town of Hilton Head Island. As the location of the first freedmen community established during the Civil War, Mitchelville has local, regional and national historic significance that can be celebrated.

Located on the north end of the Island near Barker Field, this wooded open space contains a picnic pavilion, restroom building, historic markers, trails and an observation deck.

Recommendations:

This park should be celebrated for its cultural significance and natural beauty. Efforts to continue and expand the story of the families who founded Mitchelville should be supported by the Town through interpretive programs, tours and special events. A 501c3 has been established to preserve the history of and educate the public about this important site. A conceptual plan has been developed to further these goals.

Physical improvements to consider in support of this effort are:

- Outdoor classroom or small amphitheater
- Larger pavilion for community events and celebrations
- Replica structures from the Mitchelville period
- Connect Historic Mitchelville Freedom Park with Fort Howard by installing public art or statues that connect to the Mitchelville story.



Historic Mitchelville Master Plan
 Credit: WLA Studio, Athens, GA




Honey Horn

Honey Horn is owned by the Town of Hilton Head Island but maintained and operated by the Coastal Discovery Museum. The Coastal Discovery Museum is a 501(c)3 not-for-profit organization that provides educational exhibits about the environment, culture and history of the Lowcountry. Admission to the park is free of charge while some tours and programs charge a fee.

Recommendations:

Honey Horn is a large facility that could attract even more visitors with the addition of features that reflect the mission of the park. An adventure playground or Lowcountry themed splashpad might complement the mission of the Coastal Discovery Museum while adding a community recreation component to this special park property.



Jarvis Creek Park

Jarvis Creek Park includes a large pond, fishing pier, picnic shelter, restroom building, playground and a 1-mile walking trail with workout stations. The park improvements are in very good condition and the grounds are well maintained.

Recommendations:

Consider a poured-in-place surface for the playground to reduce necessary maintenance of the sand fall surface.




Rowing and Sailing Center at Squire Pope Community Park

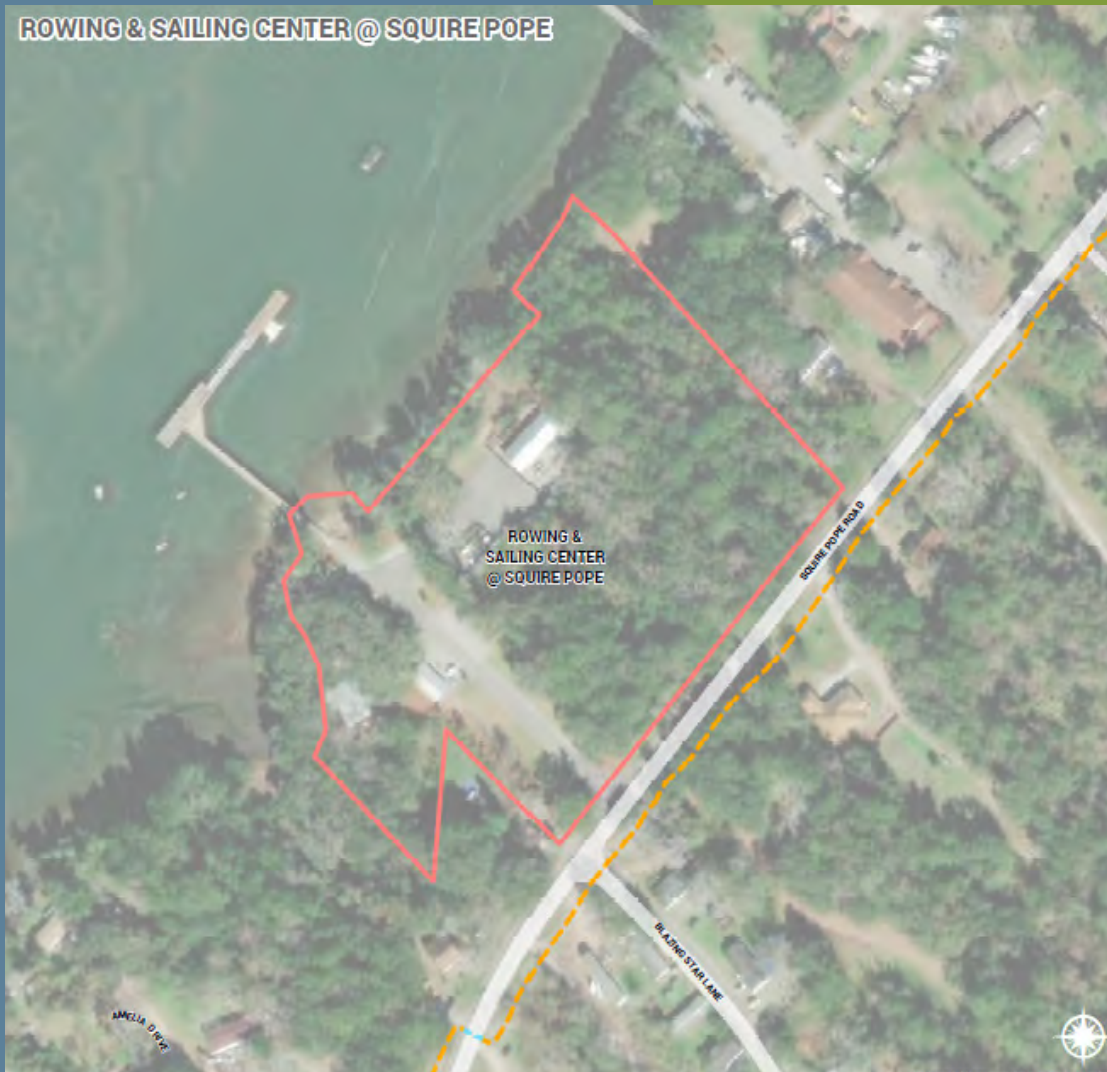
The Rowing and Sailing Center at Squire Pope Community Park provides an access point for non-motorized boats (i.e., kayaks and rowing shells). The park has a fishing pier equipped with an ADA accessible kayak launch, large picnic shelter, fire pit, restroom building and boat storage area. A new playground and exp

Recommendations:

There appears to be room for future expansion of the park. If interest in rowing increases, the Town may want to consider a facility with classrooms to use for rowing and kayak instruction, safety training or related outdoor education activities.



ROWING & SAILING CENTER @ SQUIRE POPE



Shelter Cove Community Park & Veterans Memorial

Shelter Cove Community Park is one of the Town’s newest public parks and hosts numerous special events throughout the year. The park includes:

- a large shelter that functions as a stage for performances;
- an event lawn;
- playground;
- public art;
- two restroom buildings.

The park offers incredible views of Broad Creek, related marsh habitat and wildlife. The park is a tremendous complement to the Shelter Cove Towne Centre shopping area and demonstrates how cooperative redevelopment agreements can benefit private development and the community at large

Shelter Cove Park includes Veterans Memorial Park according to the Town website. The parks are connected by a public pathway that runs along Broad Creek around a residential development. Veterans Park includes a walking trail, public art, a landmark flagpole, and seating areas. A parking area is also provided.

Veterans park is a great setting for small special events. The lawn area is capable of hosting a variety of events.



Shelter Cove Vendor Parking Area

Recommendations:

Shelter Cove is one terminus of the 2012 Chaplin Linear Park and is one of the few parks that are not directly connected by public pathway to the larger pathway system. Today, bicyclists must navigate the Shelter Cove Towne Centre parking areas to reach the pathway system. This is inappropriate for a destination park like Shelter Cove and should be addressed through construction of the Chaplin Linear Park.

The area southwest of the playground appears to be used as a staging area for event vendors. This area should be screened in a way that allows this use while not impacting aesthetic components of the park.



Beach Parks

The Town of Hilton Head Island's beach parks have attracted visitors from around the world for years. The Town's beach parks include:


- Alder Lane Beach Access
- Burkes Beach
- Coligny Beach Park
- Driessen Beach Park
- Fish Haul Beach Park
- Folly Field Beach Park
- Islanders Beach Park

All but Burkes Beach have beach mats assisting individuals with mobility issues. Lifeguards and chair and umbrella rentals are available at most locations. Bicycles are common on the beach and at beach accesses.

Four beach parks: Burkes; Driessen; Folly Field and Islanders are near one another but are disconnected by private land holdings. The addition of discreet wayfinding signage for beach cyclists from the Burkes Beach access to Islanders Beach Park would connect these public parks and add a loop to the public pathway.

Recommendations:

- Add beach mats to Burkes Beach Park.
- Create a low impact "beach path" for bicyclists linking Burkes Beach Park and Islanders Beach Park.
- Include discreet beach path signage identifying Burkes, Driessen, Folly Field and Islanders Beach Park accesses.



Park & Recreation System Recommendations

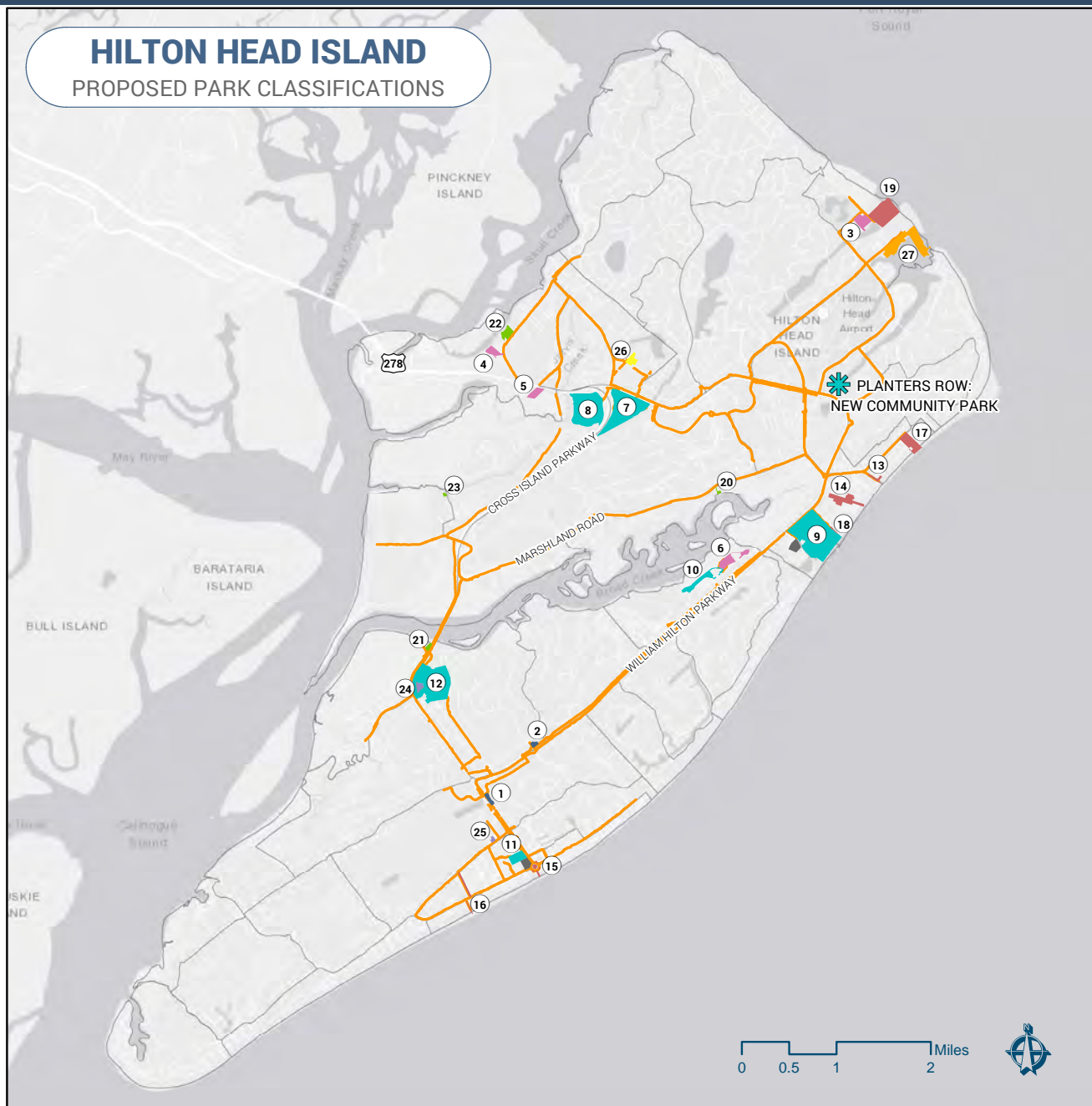
In addition to park-specific recommendations, the planning team recommends the following system improvements. These recommendations seek to fill gaps in system offerings and were born out of public input received throughout the planning process. Initial recommendations were provided in November of 2019. A conference call was held with the Parks and Rec. Task Group to review the initial recommendations and take questions from the public. On November 14, 2019, staff presented the Initial Recommendations at a regularly scheduled Parks and Rec Commission meeting. They voted unanimously to forward the recommendations to Town Council for review at their December retreat. The Town Board and Commission member training event held on November 26, 2019 included discussion of the Initial Recommendations as part of the discussion. Attendees included members of the Parks and Rec. Commission, Board of Zoning Appeals, Planning Commission, and Design Review Board. The Initial Recommendations were also discussed as part of the Quality of Life Referendum agenda item at the Town Council Retreat held from December 5th to 7th. On January 7, 2020, the Town Manager presented the Quality of Life Referendum at a Town Council workshop. This presentation included discussion about the parks and rec items on the referendum that came out of the Initial Recommendations. Town Council's first reading of the proposed ordinance for the Quality of Life Referendum, which entailed discussion about the parks and recreation recommendations, was held on January 21, 2020. These initial recommendations, based on strategic analysis of the Island's parks and recreation system, and public input, have informed the system-wide and parks specific improvements included in this section. The Initial Recommendation letter is provided in the Appendix.

Park Classifications

The Town generally has a good level of service as illustrated in **Figure 4.2: Existing Parks and Associated Service Areas**. However, by incorporating the park specific discussion in this section, select parks would broaden their audience by diversifying park offerings. Specifically, adding community park features like the recommended dog park, splashpad/playground and trails to Crossings Park would expand that properties intent beyond the current sports focus. The addition of Lowcountry Celebration Park which is currently under construction and the proposed Planters Row Community Park would vastly increase the areas of Hilton Head Island that are within two miles of a community park. This approach also provides a healthy amount of overlap in service areas indicating that residents would have convenient access to various types of parks. Proposed service areas based on recommended park improvements and additions are illustrated in **Figure 4.4**.



Figure 4.4: Proposed Parks by Classification



LEGEND

— PATHWAY

■ MINI-PARK

■ NEIGHBORHOOD PARK

- 1 COMPASS ROSE PARK
- 2 BETSY JUKOFSKY XERISCAPE GARDEN
- 3 BARKER FIELD AND EXTENSION
- 4 GREENS SHELL PARK
- 5 OLD SCHOOLHOUSE PARK
- 6 VETERANS MEMORIAL

■ COMMUNITY PARK

- 7 JARVIS CREEK PARK
- 8 HONEY HORN
- 9 CHAPLIN COMMUNITY PARK
- 10 SHELTER COVE PARK
- 11 LOWCOUNTRY CELEBRATION PARK
- 12 CROSSINGS PARK

■ BEACH PARK

- 13 FOLLY FIELD BEACH PARK
- 14 DRIESSEN BEACH PARK
- 15 COLIGNY BEACH PARK
- 16 ALDER LANE BEACH ACCESS
- 17 ISLANDERS BEACH PARK
- 18 BURKES BEACH ACCESS
- 19 FISH HAUL BEACH PARK

■ REGIONAL PARK

- 20 MARSHLAND ROAD BOAT LANDING
- 21 CROSS ISLAND BOAT LANDING
- 22 ROWING AND SAILING CENTER AT SQUIRE POPE COMMUNITY CENTER
- 23 OLD HOUSE CREEK PIER

■ SPORTS PARK

- 24 BRISTOL SPORTS ARENA
- 25 CORDILLO TENNIS COURTS

■ COMMUNITY CENTER

- 26 ISLAND RECREATION CENTER

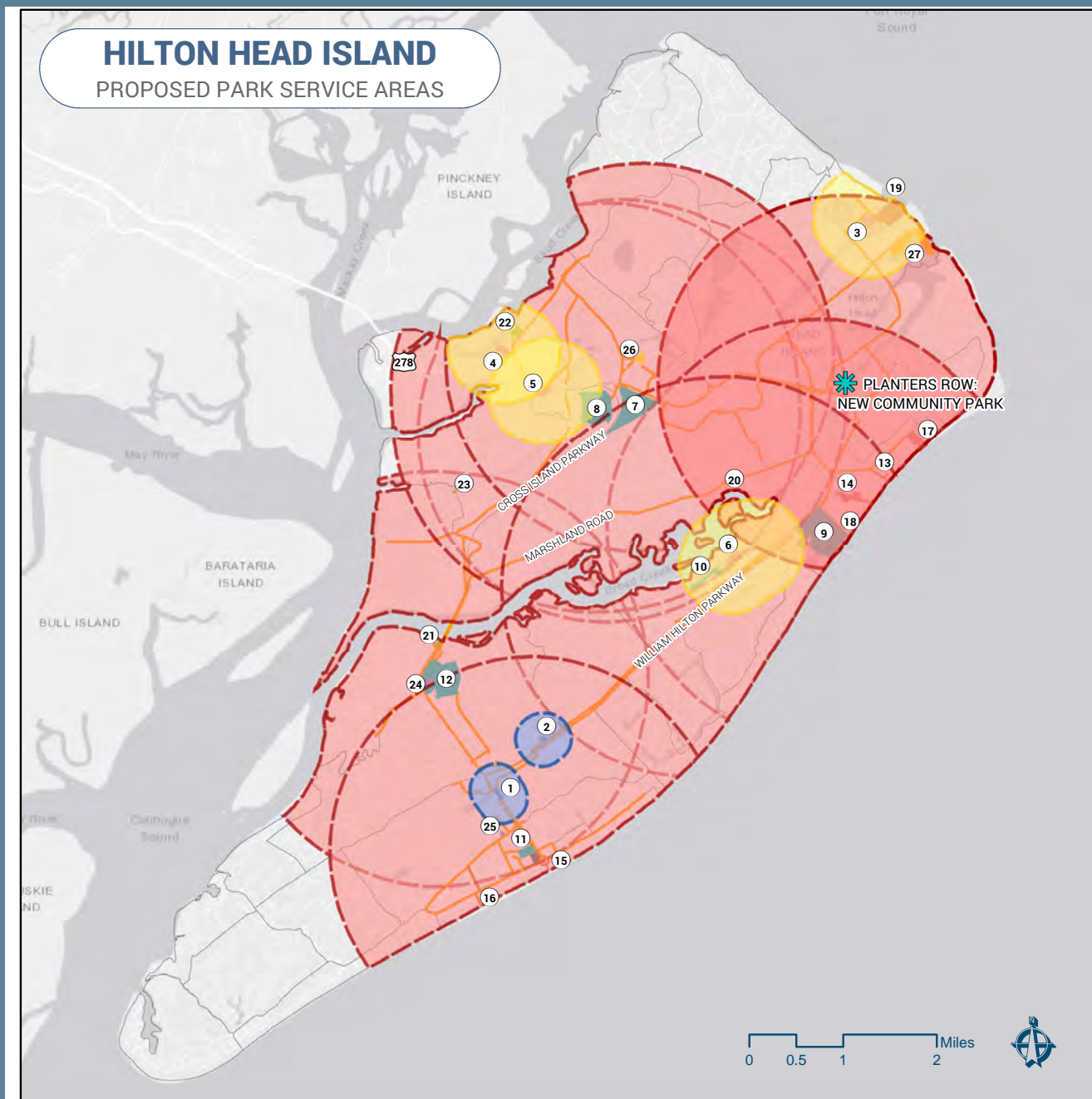
■ SPECIAL-USE PARK

- 27 HISTORIC MITCHELVILLE FREEDOM PARK

0 0.5 1 2 Miles



Figure 4.5: Proposed Parks with Associated Levels of Service.



LEGEND	
PATHWAY	
PARK SERVICE AREA	
MINI PARK - 0.25 MILE	
NEIGHBORHOOD PARK - 0.5 MILE	
COMMUNITY PARK - 2 MILES	
MINI-PARK	
NEIGHBORHOOD PARK	
COMMUNITY PARK	
BEACH PARK	
REGIONAL PARK	
SPORTS PARK	
COMMUNITY CENTER	
SPECIAL-USE PARK	

1 COMPASS ROSE PARK	13 FOLLY FIELD BEACH PARK	24 BRISTOL SPORTS ARENA
2 BETSY JUKOFSKY XERISCAPE GARDEN	14 DRIESSEN BEACH PARK	25 CORDILLO TENNIS COURTS
3 BARKER FIELD AND EXTENSION	15 COLIGNY BEACH PARK	
4 GREENS SHELL PARK	16 ALDER LANE BEACH ACCESS	
5 OLD SCHOOLHOUSE PARK	17 ISLANDERS BEACH PARK	
6 VETERANS MEMORIAL	18 BURKES BEACH ACCESS	
7 JARVIS CREEK PARK	19 FISH HAUL BEACH PARK	
8 HONEY HORN	20 MARSHLAND ROAD BOAT LANDING	
9 CHAPLIN COMMUNITY PARK	21 CROSS ISLAND BOAT LANDING	
10 SHELTER COVE PARK	22 ROWING AND SAILING CENTER AT SQUIRE POPE COMMUNITY CENTER	
11 LOWCOUNTRY CELEBRATION PARK	23 OLD HOUSE CREEK PIER	
12 CROSSINGS PARK		

Pickleball Complex

While pickleball courts are provided in public and private facilities across the Island, there is not a pickleball specific complex that supports the competitive and social aspects of this rapidly growing sport. Chaplin Community Park would be a good location for the pickleball complex since the Town's largest public tennis complex is located there. The tennis and pickleball facilities could be complementary amenities. The Hilton Head Island Pickleball Club has developed a conceptual plan for a pickleball facility within Chaplin Park. The planning team reviewed this concept and recommends additional features that will allow the facility to better serve the recreation and social aspects of this popular sport.

This facility should provide a clubhouse/pro shop and adequate parking (150 spaces) in addition to the 24 courts and shelter proposed by the pickleball club's concept. The clubhouse facility will allow for socializing between games, which is often an important component of league play.

The planning team's review of the concept plan raised concerns about the estimated cost. Construction costs are often difficult to estimate with precision. However, based on recent construction projects reviewed by the planning team, a pickleball facility with 24 courts, lighting, site furnishings, a clubhouse and associated parking is estimated to cost \$2.9 million. Due to strong public support for a pickleball facility, this improvement should be addressed as soon as possible.



Planters Row Golf Course/Port Royal Tract

A new community park in the northern portion of the Island is proposed to better serve this area. Such a facility in this area could take pressure off Chaplin Park and provide additional recreation opportunities. The Planters Row Golf Course/Port Royal Tract, currently owned by the Town, is the best location for this park because of its size, location on William Hilton Parkway and pathway connectivity. The planning team suggests this property could be the location for additional bike paths that carry riders away from vehicular traffic by linking bicycle paths that follow William Hilton Parkway to the paths that run along Dillon Road. This location could also easily provide for disc golf or footgolf courses. Disc golf and footgolf courses could coincide with other recreation facilities like cross-country running courses, single track bike trails, or even ropes courses. These facilities

are not currently provided in the current system and would expand opportunities for residents and provide new opportunities for visitors as well.

Multiuse sports fields have also been discussed for this property to address the conflict observed at Chaplin Community Park between the multi-use fields and storm debris management processing area. If athletic fields are proposed, caution must be taken to coordinate with the Hilton Head Island Airport as field lighting can pose a concern for flight operations. This potential issue can be overcome in the design process. The planning team understands that Chaplin Park will continue to serve as a debris management site. Adding fields at Planters Row would help alleviate the need to shut down entire programs if Chaplin is out of commission for debris management.

Pump Track Facility

The Town of Hilton Head Island's reputation as a bicycle friendly community is something to be celebrated and emphasized throughout the park system. However, there are few areas where riders can practice bicycle handling and gain confidence in a contained bicycle-specific facility. Pump tracks provide this and more. This facility could be in the recommended park at the Planter Row Golf Course/Port Royal Tract or within an existing park like Crossings Park or Chaplin Park. Pump track facilities vary in size but, can be well accommodated in an area of less than a half-acre.

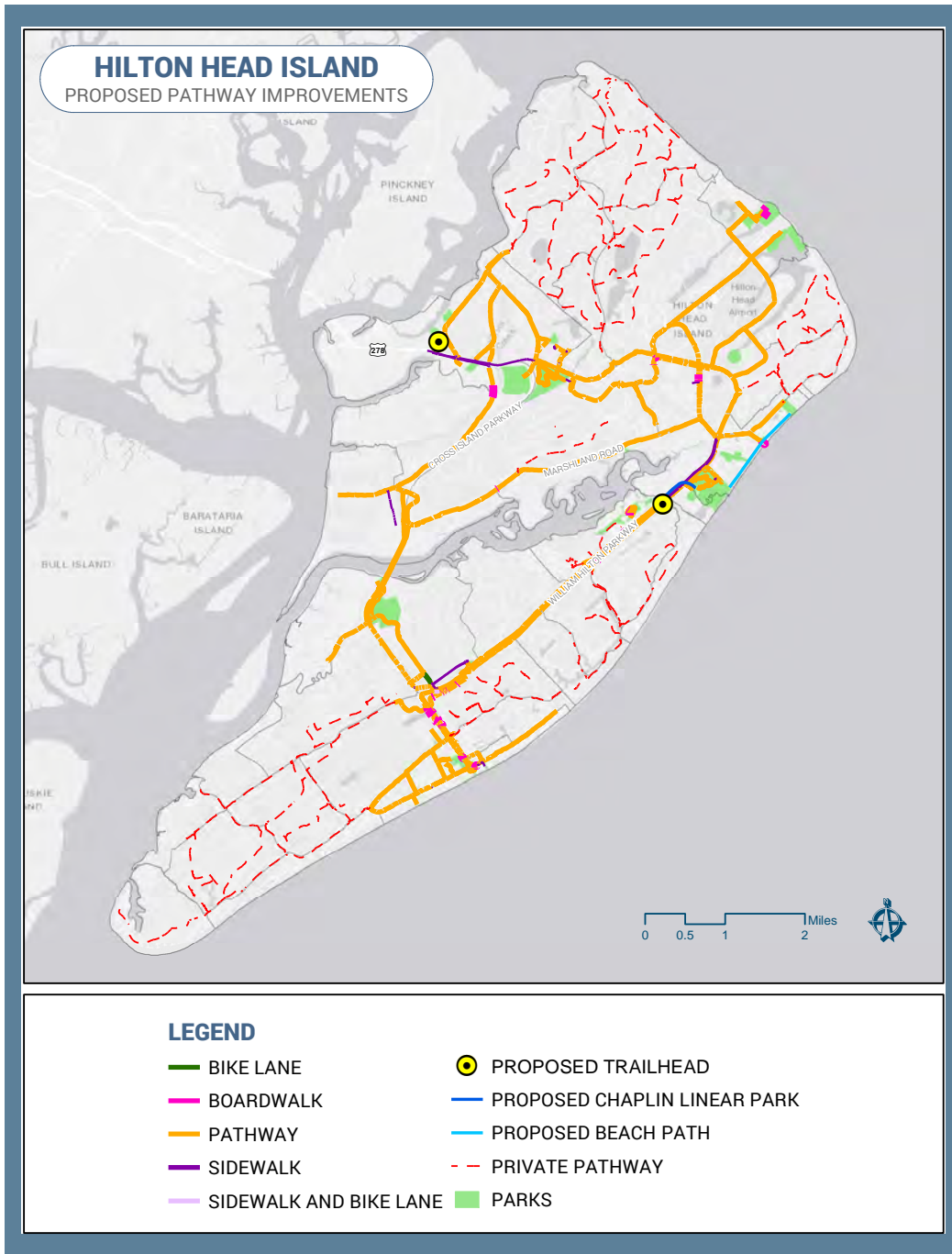


Pathway Extensions, Trailheads and Water Access

Hilton Head Island's unique outdoor environment has attracted millions of visitors and residents for decades. Access to outdoor recreation venues (i.e., pathways, beaches, tidal creeks, etc.) are important and should be conveniently located, easily identifiable, and comfortable for a wide variety of users.

Pathways should be extended to make connections from residential areas and vacation rentals to major destinations. The proposed Chaplin Linear Park would accomplish this by providing a stronger bicycle and pedestrian connection to the Shelter Cove Community Park and Shelter Cove Towne Centre to the existing pathway system. Hand in hand with pathway extensions, trailheads should provide safe and convenient locations for cyclists or other pathway users to park their cars, unload bicycles, strollers or other equipment and find information regarding routes and destinations they want to reach. Trailheads should include pathway maps and information, enough parking for the location, restroom buildings, and lighting. The planning team identified two locations for new trailheads to be developed. The first location is at the northwest corner of William Hilton Parkway and Squire Pope Road. This location would allow visitors from off the Island to park their cars and access trails as soon as they enter Town. The second proposed trailhead is recommended to be developed in conjunction with the Chaplin Linear Park. A location near Shelter Cove Lane would provide a beneficial access point for residents or visitors looking for shorter rides to major destinations like Chaplin Community Park and Shelter Cove. These stand-alone trailheads would be developed with parking, wayfinding and trail information, bike repair stations and restroom buildings. The planning team feels these two trailheads would be in complement to the many other trail access points found in public parks and residential areas. In addition, bicycle repair stations are great amenities to be sited at trailheads and along the pathways allowing cyclist to make repairs mid-route.

Figure 4.7 Proposed Pathway Improvements



Water access was raised throughout the public engagement process as a community need. Two types of water access were specified. First, access to Skull Creek and Broad Creek were identified as desired improvements. Broad Creek has two public boat ramps. Cross Island Boat Landing is a ramp on the south side of Broad Creek located below the Cross Island Parkway. Marshland Road Public Boat Ramp is located on the north side of Broad Creek next to the Old Oyster Factory restaurant. Additional opportunities for ramps along Broad Creek may be limited by locations where the main channel is close enough to land for practical construction of a launch. This may mean the Town should look to expand existing ramps and parking areas at existing locations instead of constructing new ramps and accesses.

Skull Creek can be accessed by kayak or canoe at the Rowing and Sailing Center at Squire Pope Community Park. The planning team did not identify a public boat ramp to accommodate motorized craft, but the Hilton Head Harbor RV Resort and Marina has a private boat ramps that may represent an opportunity for a public-private partnership where the Town could

provide some type of assistance in exchange for public use of the ramp. The ramp is somewhat separate from the larger resort property and could function for public use if additional parking were provided.

Beach access was also raised as a concern from an emergency response perspective. With nearly 4.5 miles between public access at Coligny Beach Park to Singleton Beach, there appears to be potential for an emergency response concern. Access agreements with private developments (i.e., Palmetto Dunes) may provide access. However, if such agreements are not currently in place, securing emergency access through private developments should be a priority.

The southeastern United States is the most competitive youth and amateur sports tourism region in the nation.

Sports Tourism

The planning team, in coordination with Sports Facilities Advisory (SFA), evaluated opportunities for sports tourism for the Town of Hilton Head Island. SFA is a full-service consultancy specializing in the planning and funding of youth and amateur sports, recreation, wellness, and entertainment facilities of all sizes and scope. SFA and strategic partner Sports Facilities Management, LLC (SFM) have significant experience in analyzing, developing, and operating sports tourism facilities around the United States, including several successful facilities in the southeast. This experience and data give SFA a unique perspective that allows us to share valuable insights related to the opportunity for a new sports tourism facility in Hilton Head Island, SC.

Several factors that drive decisions to travel for youth and amateur sports events must be understood, including but not limited to:

- Affordability of the destination
- Event competition including type, level, player/team home location, etc.
- Geographic location of the destination
- Quality of the event
- Quality of the facility
- Reputation of the destination
- Reputation of the event rights holder
- Timing/seasonality of the event

As important as each of these factors are on the attraction of the event and destination, survey results demonstrate that the quality of the facility is as important, or more important than any other factor. In other words, without a high-quality host venue, a community should not expect to consistently attract tournaments and events that make the destination a regular location for sports tourism.

In general, SFA categorizes youth and amateur sports tourism facilities as either multipurpose facilities (e.g., indoor flat-floor/court-based, outdoor rectangular fields, etc.) or single-sport/sport-specific facilities (e.g., BMX tracks, competition swimming pools, etc.). Barring the existence of competing venues, SFA would typically recommend multipurpose tournament facilities that can accommodate a variety of tournament sports or events throughout the year, expanding potential use and thus, attracting more visitors to the destination.

However, the southeastern United States is the most competitive youth and amateur sports tourism region in the nation in terms of the number of purpose-built, tournament-class multipurpose facilities, with many areas nearing a point of saturation for multipurpose complexes. As the number and quality of multipurpose facilities has increased, the size of newer venues has continued to expand as a driver of differentiation from older facilities, making the southeastern tournament-class multipurpose facilities of the future highly demanding in terms of land requirements, capital budget, and operations budget. Given these factors and discussions related to this project, SFA does not recommend including plans for a new multipurpose sports tourism venue in this plan.

In the absence of an opportunity for a multipurpose tournament facility, SFA evaluated the potential to develop a single-sport or special-purpose facility. In order to justify this type of facility, a host location should be prepared to experience significant seasonality and more limited return on investment than with a multipurpose facility. The typical single-sport facility in the southeast hosts between 10 and 25 percent of events that the typical multipurpose venue does, and the per-event impact is less than those hosted at multipurpose facilities.

Given the value of land, the unique draw related to weather, geographic resources, existing facilities, and reputation of the destination, SFA believes the most appropriate approach is to utilize current and future facilities/locations that are primarily intended for local recreation as venues for occasional sports tourism tournaments and events.

Most notably, SFA recommends developing a plan to attract, host, and retain events that will utilize the outdoor pickleball complex (particularly when new courts are added) and/or beach-based events including beach volleyball and beach soccer.

04 - Park Classification and Service Criteria

Another option for Hilton Head Island would be to actively pursue triathlons or similar outdoor race-based events. The Island's setting, desirability and accommodations would attract participants seeking to take on these types of challenges. Triathlons, particularly Ironman® branded triathlons have proven to have positive economic impacts. Two Ironman branded events held in Sonoma County, California in 2019 yielded \$20,000,000 in direct or indirect economic benefits for the community.

The Town of Hilton Head Island has many assets that would support this effort. World-class beaches, resort accommodations and numerous cycling and running options would work in favor of securing events of this type



Triathlon competitors prepare for the start. Sonoma County, California received \$20 Million in direct and indirect economic benefit from two Ironman branded races in 2019.

Conclusion

Hilton Head Island has a park system that has few deficiencies when compared with national averages for communities of its size. This is especially true when considered with recreational amenities provided by gated communities, existing parks are also located where most residents enjoy convenient, multi-modal access. However, park structures and conditions vary. Newer parks (i.e., Shelter Cove, Jarvis Creek, Coligny Beach) provide outstanding facilities and settings while older parks (i.e., Chaplin, Barker Field and Crossings Park) have become dated and do not serve the community with the same capacity exhibited in previous years and are in need of redevelopment or repurposing.

National data does not always anticipate the needs of individual communities. The Town of Hilton Head Island, like many communities, has a thriving pickleball club despite the lack of a state-of-the-art pickleball facility to accommodate the recreation and social aspects of this growing sport. Throughout the public engagement effort, pickleball was identified as a need. Additionally, the Hilton Head Island Pickleball Club has developed a concept plan for a pickleball facility including a cost estimate for improvements. The planning team acknowledges the need to develop a pickleball-specific complex, however, the facility should also include high-quality lighting and a clubhouse with a pro shop to facilitate play and social aspects of league play and tournaments.

Sports Tourism was assessed and found to be challenging to develop on Hilton Head Island. The planning team does not recommend development of a traditional tournament-based youth sports facility due to market saturation in the Southeast. The planning team does recommend developing a plan to attract, host, and retain events that will utilize the outdoor pickleball complex (particularly when new courts are added) and/or beach-based events including sand volleyball and beach soccer. Other non-tournament events could provide fiscal advantages for the Town. For example, Ironman® triathlons are branded multi-sport events and carry significant followings within the triathlon community. Two Ironman® branded events held in Sonoma County, California in 2019 yielded \$20,000,000 in direct and indirect economic benefits for the community. The planning team sees no barrier for Hilton Head Island to enjoy similar benefits given the world class open water swimming, bicycling and running venues found here.



05

PROGRAMMING ANALYSIS

Participating in recreational activities is viewed by many as assisting in creating, and/or sustaining healthy lifestyle choices, both physically and mentally. Recreational activities are varied according to age and interest. For the Town of Hilton Head Island, the delivery of recreation programs is provided by the Island Recreation Association (Island Rec). The Island Recreation Association creates and organizes numerous activities, programs, and events. In addition to Island Rec, there are athletic associations and organizations, such as the Hilton Head Baseball Association and the HHI Pickleball Club, that provide programming at Town facilities.



Benefits of Community Recreation

Recreation activities and programs should offer numerous benefits to any community. High-quality offerings that are well-designed and effectively run will produce high participation rates. Consistent involvement in these offerings should increase health benefits for participants. It is important to make programming decisions based on public and staff input, participation levels, current research, data analysis, revenue generation, plus the cost of operations. A process for annual review will need to be created and consistently implemented to provide continuity of services that meet the needs of the community.

National Recreation and Parks Association (NRPA) has created **Three Pillars**, or goal areas, that define the critical role of parks and recreation in our communities. The **Three Pillars** are:



Conservation:

Protecting open space, connecting children to nature, and engaging communities in conservation practices.



Health and Wellness:

Leading the nation to improved health and wellness through parks and recreation.



Social Equity:

Ensuring all people have access to the benefits of local parks and recreation.

The **Three Pillars** are supported by a body of research that confirms the importance of parks and recreation in addressing societal issues, improving the well-being of individuals, and creating positive economic impacts for communities.

When planning programming for the community, consideration of the **Three Pillars** should be given.



Source: NRPA – Agency Performance Report, 2019.

Trends and Emphasis on Health and Wellness

According to *NRPA: Top Trends in Parks and Recreation for 2019* include the following:

- Recycling programs related to paper/plastic/glass will decrease or cease to exist due to the lack of a repository. These materials will be sent directly to landfills where they are setup to separate materials. Some metals like aluminum will still be recycled because it is 100 percent recyclable and still yields a profit.
- *The War on the Opioid Crisis* will continue with parks continuing to have mandatory training on how to keep parks safe. Changes in design to increase site views, additional lighting, installation of Sharps containers for needles, and increasing and strengthening partnerships with agencies in the community to address the crisis level of health issues will continue.
- Increase in the use of technology throughout parks to assist with improved monitoring of who is in the parks using beacon counters and geofencing. Additionally, parks and recreation staffs will learn how to best utilize drone technology for parks and parklands, if appropriate.
- eSports is a profitable industry with revenue projections of a half-billion dollars per year, which is enticing large numbers of youth into this area. Departments will need to develop a better understanding of eSports and how to combine this passive sport with some type of physical activity to encourage young people to use their brains and bodies to create healthy lifestyles.
- Funding from state and local governments is finally on the upswing and parks and recreation departments should have more capital outlay going towards buildings, repairs, and playground equipment.
- Yoga, yoga, yoga! Yoga with baby goats and even pigs is becoming very popular and many park agencies are responding by creating classes to match the public demand.
- With the ever-increasing popularity of dog parks, the prediction is they will become bigger and better with more than 90 million dogs living throughout the country. If created effectively, dog parks can become a major revenue producer for a park agency.
- Sharing of resources and space is becoming more important as land becomes scarce. Combining schools, parks, community centers, neighborhood facilities, libraries, and social services makes it “one stop shopping” for patrons. Families can utilize a variety of services without having to travel far, which saves time, money for transportation, and energy, allowing for a more positive experience for families.
- Training for staff and creation of more inclusive policies for the LGBTQ+ community will become a focus for many departments in 2019.
- There has been an increase of commercial, indoor facilities from the private sector, which will provide more competition for parks and recreation facilities. Keeping up with current trends in recreation, encouraging patron input, and charging competitive fees and charges should assist parks and recreation agencies in remaining viable with the private sector.



Source: *NRPA - Top Trends in Parks and Recreation for 2019* by Richard Dolesh, Vice-President of Strategic Initiatives, January 7, 2019.

Source: *NRPA – Predictions for Parks and Recreation's Top Trends in 2019* by Richard Dolesh, Vice-President of Strategic Initiatives, January 16, 2019.

Participation in Sports, Physical Activities and Recreation Programs

Island Recreation Association staff provide daily programming and activities for community members throughout the island. Participation in sports reveals both positive results and areas of concern. A concerning divide is growing between households reporting incomes of over \$100,000 and households making less than \$25,000 regarding youth participation in sports. Island Rec should be aware of this national trend and work with their sports association partners to be sure that there is equal access to programs for all citizens of Town of Hilton Head Island.



Source: American Meritocracy Is Killing Youth Sports by Derek Thompson, Staff writer at The Atlantic.

The Aspen Institute hosts the yearly *Project Play Summit*. Expert leaders from across the country come together and share information and research about youth, sports and health. Project Play has been studying participation rates in team sports, physical activity, and the effect of demographics in sports membership. Important information gleaned as a direct result of research for youth and sports is as follows:

1. **More kids are physically active.**
2. **Sampling of most team sports is up.** Over the past three years, the percentage of children falling into that category has grown in baseball, basketball, ice hockey, field hockey, wrestling, flag football, gymnastics, and swimming on a team, despite a major drop in soccer participation. In the past year, volleyball and track and field have also rebounded.
3. **Multisport play is making a comeback.**
4. **Most youth coaches are still winging it.**
5. **Kids from lower-income homes face increasing barriers to participation.**

Source: State of Play 2018 – Trends and Design, <https://assets.aspeninstitute.org/>.

Current research on trends in sports, health, and programming participation will assist Island Rec staff in advancing more targeted activities/programs/events to best meet the needs of the Town of Hilton Head Island community.



Island Recreation Association Programming and Citizen Input

In the survey conducted as part of this master plan, 87% of citizens stated, “Compared to other priorities (public safety, streets, utilities, schools), parks and recreation is important to our community.” This illustrates the importance of offering a wide variety of recreation programs for all ages.

Island Recreation Association Program Offerings

With a motto of, “We Build Community!” the Island Recreation Association offers a variety of activities/ programs/events for all ages. The two primary facilities where programs are offered include the Island Recreation Center and the Senior Center. In addition to these two facilities, sports fields located in various parks are used for youth sports including soccer, baseball and football. Island Rec maintains a calendar of programs on their web site that is updated throughout the year. A general categorization of these programs is provided below:

- Adult Fitness Programs and Leagues
- Youth Sports Programs and Leagues
- Youth Camps and Specialized Training
- Aquatics and Swim Teams
- Family Activities and Events
- Nature Activities
- Senior Programs and Trips
- After School Programs
- Beach Activities
- Individualized Park Activities
- Greenway Activities

Source: Island Recreation Association website and budgets



The level of programs offered by Island Rec is very broad and is touching thousands of residents on an annual basis. The programming efforts of the Island Recreation Association are also the financial backbone of Island Rec. Programming revenues are the largest single component of the overall budget.



Aquatics

Swimming can become a lifelong activity, with multiple health benefits to young children up to and including, older adults. Swimming can be recreational or competitive, depending on individual interest. Island Rec offers a variety of swimming activities at the Hilton Head Island Recreation Center. A partial list of these activities includes:

- Open recreational swimming
- Swim lessons
- Youth swim teams
- Lap swimming
- Senior swimming
- Master swimming
- Water Zumba
- Water fitness
- Full body water
- Public beach swimming



The aquatic activities offered by Island Rec are under the direction of the Aquatic Director and supporting aquatics staff. The number and variety of programs are very consistent with the programs offered by other recreation departments across the country. There is a high demand for use of the pool throughout the year. With the current pool space there is little opportunity to add more aquatics programs. In order to expand aquatics programs, the Town of Hilton Head Island will need to either expand the current outdoor pool complex or provide a second pool or possibly an indoor pool at a second location on the island.

Based on staff interviews, the current aquatics programs are working well. It is staff's opinion that they are meeting the primary swimming needs of all ages with few operational conflicts. One specific area they would like to see expanded is water play. There is adequate space to add a splash pad at the current aquatics facility to expand water play activities that would not require the addition of aquatics staff.

In addition to adding a splash pad, there are many other outdoor swimming opportunities on the island. Most of the residential communities that have homeowners' associations provide swimming pools as part of their neighborhood amenity centers. The same is true for many of the second home rental communities. The beaches also offer many seasonal swimming opportunities for residents and visitors.

Source: Island Recreation Association web site events calendar



Camps

According to *NRPA Agency Performance Review: Programming*, eighty two percent of agencies offer summer camps to their residents and the Island Recreation Association is no exception. Island Rec offers a wide variety of camps. Some of the camps offered by Island Rec include:

- All-sports
- Basketball
- Sailing
- Soccer
- Volleyball
- Cheerleading
- Surf
- Football
- Summer day camps
- Teen camps

These camps are in addition to after-school programs. Both the camps and the after-school programs are very important to meeting the needs of youth in the community. In addition to teaching new skills, these camps provide activities that keep participants physically active and teach socialization skills. A need for special needs programming and camps was identified during a public input session held at the Boys and Girls Club and may need to be explored further.



In addition to the Island Rec camps, other camp and youth programming providers on Hilton Head Island include:

- Learn to Fish with Ben Green at the Sailing and Rowing Center
- Junior Jazz Foundation's Hilton Head Jazz Camp
- Arts Center of Coastal Carolina
- Sailing at the Yacht Club
- Kayaks for Kids program with the Outside Foundation
- Boys and Girls Club
- First Tee of the Lowcountry



The planning team does see an opportunity to expand camp programs based on the natural setting of the island. Water sports such as canoeing, kayaking, paddle boarding and fishing are all activities that are popular and growing. There is the opportunity through partnerships with water sports enthusiasts and private providers to expand camps into these areas. The Town of Hilton Head Island offers a wide variety of fishing opportunities, yet not everyone knows someone who can teach them these skills. Entry-level courses for fishing and other water-based activities can be good introductory programs that lead people to lifelong pursuits of outdoor activities.

Another opportunity would be to expand and build on nature-based programs and camps. There are many potential program leaders in the area who could be contracted with to lead both children and adult outdoor nature programs. Potential outdoor programs could be built around the following topics:

- Community Gardening
- Plant and Animal Identification
- Aquatic environmental systems (both plant and animal life)
- Wetlands


Another growing activity among youth and adults is E-gaming. E-gaming is a computer-based gaming activity that is played online by gamers at different locations. It has been identified by NRPA in their January 2020 issue of Parks and Recreation magazine as one of the fastest growing activities. Many recreation centers are adding E-gaming rooms into their centers to provide a place for citizens to come together for E-gaming activities.

One other potential camp expansion area is the arts. Many parks and recreation departments around the country offer visual and performing arts camps as part of their overall camp programs. Arts programming can be offered on a year-round basis and can also be themed around key holidays.

Special Events

The Island Recreation Association, in association with the Town of Hilton Head Island, conducts a large number of community events each year. Many of events are associated with holidays and others are seasonal events which occur each year. A partial listing of events is provided below:

- Be Well Hilton Head
- Meet Me Under the Sea (daddy/daughter dance)
- Hilton Head Wingfest
- Easter Eggstravaganza
- Summer Jams
- Hilton Head Oyster Festival
- Lowcountry Brunch Festival
- Turkey Trot 5k
- Food Truck Friday
- Jeep Island
- Pumpkin Patch



Special events bring communities together and allow socialization activities for all ages. Park agencies across the country often play the leadership role in sponsoring and executing special events. Special events also present park agencies with the opportunity of generating revenue through sponsorships, exhibit space rentals, and through food and beverage sales. While special events are overall positive experiences for community members, a balanced approach is required to ensure citizens are still allowed adequate access to park properties with limited interruptions. Frustrations related to the number of special events were relayed through the public input process and warrant consideration when scheduling recurring or new special events.

In addition to special events that are sponsored by the Town, many communities allow their park facilities to be used for special events by community organizations, churches, private groups and for-profit organizations. When Town park properties are used by outside groups, the Town or Island Rec should receive compensation for the use of the space as well as any associated cost for setup or cleanup.

Sports and Fitness – Adults

Few sports for adults are offered through Island Rec. Adult Fitness classes, aquatic fitness classes, adult soccer and pickleball are the primary programs for adults. Adult sports and fitness is one area of potential growth for Island Rec. Across the country adult programs for all ages are expanding. Younger adults, programs and leagues are developing across the country in many different areas including:

- Disc golf leagues
- Ultimate frisbee
- Flag Football
- Kickball
- Co-ed softball
- Sand volleyball leagues
- Boot camp fitness programs
- Personalized fitness training

In addition to programs for younger adults, there is a need for more programs for active seniors. Throughout the public engagement process there was strong desire for additional pickleball courts to meet the needs of the growing interest in pickleball. Other potential activities for active seniors include development of:

- Bocce ball leagues
- Croquet leagues
- Senior softball leagues
- Golf leagues
- Tennis leagues (age based and co-ed programs)

The Island Recreation Association should conduct surveys of current membership and citizens at community events to gauge the interest in new adult programs. Based on survey findings, Island Rec should look for ways to implement more adult programming to meet the overall community needs for all populations.

Sports – Youth

Youth Sports can include a variety of levels for the participants. Currently, Island Rec partners with Hilton Head Baseball Association to meet the needs of youth programming for baseball and softball. In addition, Island Rec is programming youth soccer, football and basketball programs. Through these partnerships, the youth sports needs of the island are being met. The biggest challenge for these youth programs seems to be the time allotted on facilities for games and practice. Other youth sports offered by Island Rec include:

- Pickleball
- Fencing
- Hip Hop
- Karate
- Swimming
- Tennis
- Volleyball
- Roller Hockey
- Hilton Head Gators Football and Cheer
- Hilton Head Aquatics (H2A)

In addition to the Island Rec programs, other youth programs and organizations on Hilton Head Island include:

- Tormenta FC Academy Soccer
- Global Premier Soccer
- Beaufort County Parks and Leisure Services (PALS)
- First Tee of the Lowcountry
- Boys and Girls Club of Hilton Head

Public input gathered through this planning process revealed that the youth program participation numbers have remained fairly consistent and that the number of facilities for these programs are meeting the needs of the community. However, the condition of many of the facilities are impacting these programs with poor turf conditions and the lack of lighting being the most critical issues.

Growing beyond the traditional youth sports, the following leagues should be explored. As previously mentioned, E-gaming activities is a growing trend. Other activities that should be explored include:

- Kickball leagues
- Dodgeball leagues
- Disc golf leagues
- Beach volleyball leagues
- Walking and running programs

Just as with the adult programs, surveys should be conducted to identify where there is the greatest potential for additional youth sports programs.



05 - Programming Analysis**Non-traditional Activities – Youth**

Many children and youth today have interest in activities outside of the traditional youth sports programs. The Island Recreation Association should look at opportunities to engage these youth in areas of that are compatible with their interest. Television programs such as Children’s Chopped Champs, The Voice, Dancing with the Stars and similar programs have sparked the interest of youth in cooking, music and dance. Similar programs that focus on community efforts to grow and share food and climate change are impacting youth with a social conscience. Water-based and outdoor activities such as canoeing are also attracting a growing following.


The Island Recreation Association should work with local youth to identify the programs that would draw the most interest and find contract program leaders and instructors to facilitate these alternate recreation programs.

Programming for the Future

Determining what additional programs are needed or should be provided is a community driven process. As with this master plan, Island Rec will need to continue seeking community input for new programs. As previously mentioned in the community input section of this report, the programs/facilities listed below were rated high by citizens who attended community engagement meetings.

- Improved beach access (31 votes)
- Adventure play - climbing wall (31 votes)
- Synthetic turf fields (32 votes)
- Off-leash dog park (36 votes)
- Piers (36 votes)
- Competition swim facilities (36 votes)
- Canoe/kayak blueways (37 votes)
- Farmers market (41 votes)
- Splashpad/spray park (48 votes)

These programs/facilities were in addition to pickleball and recreational swimming which received strong support in all public outreach events.



Program Comparison To 2019 NRPA Performance Review

According to NRPA, the typical agency offers 175 programs each year. These programs make up both the core recreation programs in addition to specialized programs and special events. Key programs offered by at least 60% of park and recreation agencies include:

- Team sports (offered by 87 percent of agencies)
- Themed special events (87 percent)
- Social recreation events (86 percent)
- Health and wellness education (80 percent)
- Fitness enhancement classes (79 percent)
- Individual sports (72 percent)
- Safety training (71 percent)
- Aquatics (71 percent)
- Racquet sports (66 percent)
- Trips and tours (62 percent)
- Performing arts (61 percent)
- Martial arts (60 percent)
- Cultural crafts (60 percent)

In addition to these core programs, many agencies have targeted programs for children, seniors and people with disabilities. **Figure 5.1** below shows by percentage the number of park agencies across the country providing these targeted programs.




Figure 5.1: Targeted Programs for Children, Seniors, and People with Disabilities

(PERCENT OF AGENCIES BY JURISDICTION POPULATION)

	% of Agencies	Less than 20,000	20,000 to 49,999	50,000 to 99,999	100,000 to 250,000	More than 250,000
Summer camp	82.4%	60.8%	89.5%	91.9%	88.7%	85.1%
Specific senior programs	77.5	67.5	78.2	86.2	83.8	75.0
Specific teen programs	65.6	50.3	65.8	76.0	72.2	71.7
Programs for people with disabilities	61.5	30.5	60.5	73.0	82.4	75.8
After-school programs	56.1	46.8	45.6	67.2	64.0	67.7
Preschool	36.5	27.2	39.2	48.4	35.0	33.7
Before-school programs	21.1	14.7	21.0	29.4	19.6	23.9
Full daycare	8.5	3.4	10.5	10.8	6.0	13.5

Source: www.NRPA.org

Clearly, the Island Recreation Association is doing a good job of offering the core programs also offered by recreation agencies across the country. Island Rec should continue to review programs on an annual basis to determine if the programs are still viable or should be replaced with new programs that reflect changing trends in the delivery of recreation services.



Program Procedure Policy

Creating a *Program Procedure Policy* needs to be high on the priority list for the Island Recreation Association in order to apply a consistent approach to all aspects of programming. Information needs to be continually gathered as to the number of participants in each activity/program/event and the participants' level of satisfaction. Additionally, a cost recovery analysis should be conducted, at a minimum, at the completion of each activity/program/event. Many agencies require staff to plan and present a budget for Direct Costs prior to the beginning of any activity/program/event. Then, an analysis of Direct Costs is completed following the activity/program/event allowing for transparency and ensuring that staff remain within the allotted budget. Suggested items for inclusion for a *Program Procedure Policy* include the following:

- Establish a regular cycle for review for each activity/program/event based on specific data (participation, surveys of participants, and cost recovery).
- When considering the addition of a new activity/program/event, staff members should complete an application process to submit for consideration to the appropriate person in their division (Director, Division Managers, or Special Events Supervisor).
- Suggested items for the application include: 1) activity name, ages of participants, and any rules or additional requirements for the activity; 2) goals and objectives; 3) timeline; 4) staff and volunteers necessary to achieve the goals and objectives of the activity; 5) projected budget of the activity, including supplies, equipment, and personnel costs; 6) strategies to promote the activity for maximum participation; and 7) suggested evaluation of the activity, including the ability to either meet or exceed the budget projection.



The Island Recreation Association has an informal program assessment process and staff regularly discuss both existing programs and new programs. As an example, Island Rec is exploring the roller hockey program. Past participations levels have exceeded over 100 youth in the league. Current numbers are down to approximately 25 participants. Island Rec, using program surveys, should try to determine what has caused the steep decline in the program and determine if there are changes that could increase participation or shift resources to other youth sports programs.


Facility Use Agreements

Facility use agreements are needed with all program providers who use Town park facilities. These agreements should be signed on an annual basis and outline requirements for the user groups to meet in order to use the facilities. Some of the basic tenants of a facility use agreement are listed below:

- Defining the parties of the agreement
- Insurance requirements
- Background checks for all coaches and officials
- Indemnity for the Town
- Termination of the agreement procedures
- Audit requirements
- Obligations of the Town
- Obligations of the user groups
- All financial responsibilities

A sample of a facility use agreement has been provided in the Appendix.

Currently, the Town is operating on a long-standing handshake agreement with the Hilton Head Baseball Association. To protect both the Town and the association, a more formal agreement should be discussed.



Facility Lease Agreement

Like the facility use agreement, a facility lease agreement should be in place for renting ballfields or other large park facilities. The facility lease agreement should define the responsibilities of the Town and the lessee. Some of the key tenants of a facility lease agreement are:

- Defining the parties of the agreement
- Insurance requirements
- Indemnity for the Town
- Termination of the agreement procedures
- Audit requirements
- Obligations of the Town
- Obligations of the user groups
- Requirements related to fees and deposits.

The Island Recreation Association has a facility lease agreement that they are currently using. This agreement should be reviewed by the Town's attorney to determine if any updates should be made to keep it current with other Town use agreements.



Recommendations:

- All programs should be evaluated on an annual basis.
- Create a guide or policy to be followed when adding or deleting programs.
- Conduct short surveys with participants at the completion of each activity/program to ensure the programs are staying relevant and meeting the needs of the participants.
- Expand alternate non-sports programming for youth and adults.
- Develop a broader offering of adult programs for both young and older adult age groups.
- Study the **Three Pillars** of NRPA, especially the Conservation area, and look for ways to expand nature-based programs and introductory classes for water-based activities.
- Track participation numbers and analyze three years of data when conducting program evaluations.
- Develop a facility use agreement and review the current facility rental agreements.
- Explore development of senior sports leagues and other senior programming opportunities.
- Expand and make improvements to existing facilities to provide improved programming opportunities as outlined in the facility evaluation section of this master plan.



06

STAFFING ASSESSMENT



Introduction

The Town of Hilton Head Island has an agreement with the Island Recreation Association (Island Rec) to provide recreation programs and facilities for the Town. Island Rec functions like a traditional parks and recreation department and operates with a Board of Directors and an Advisory Board. The Board of Directors is made up of 17 members who work with the Executive Director to develop an annual budget and establish the overall goals and planning for Island Rec. The Advisory Board are volunteers who serve on committees and serve as volunteers for programs and events that are conducted throughout the year.

The Island Recreation Association has a four-tier organization structure consisting of the Board, administrative staff, programs and operations personnel, and recreation and building maintenance staff.

Figure 6.1: Island Recreation Association organization structure by division.

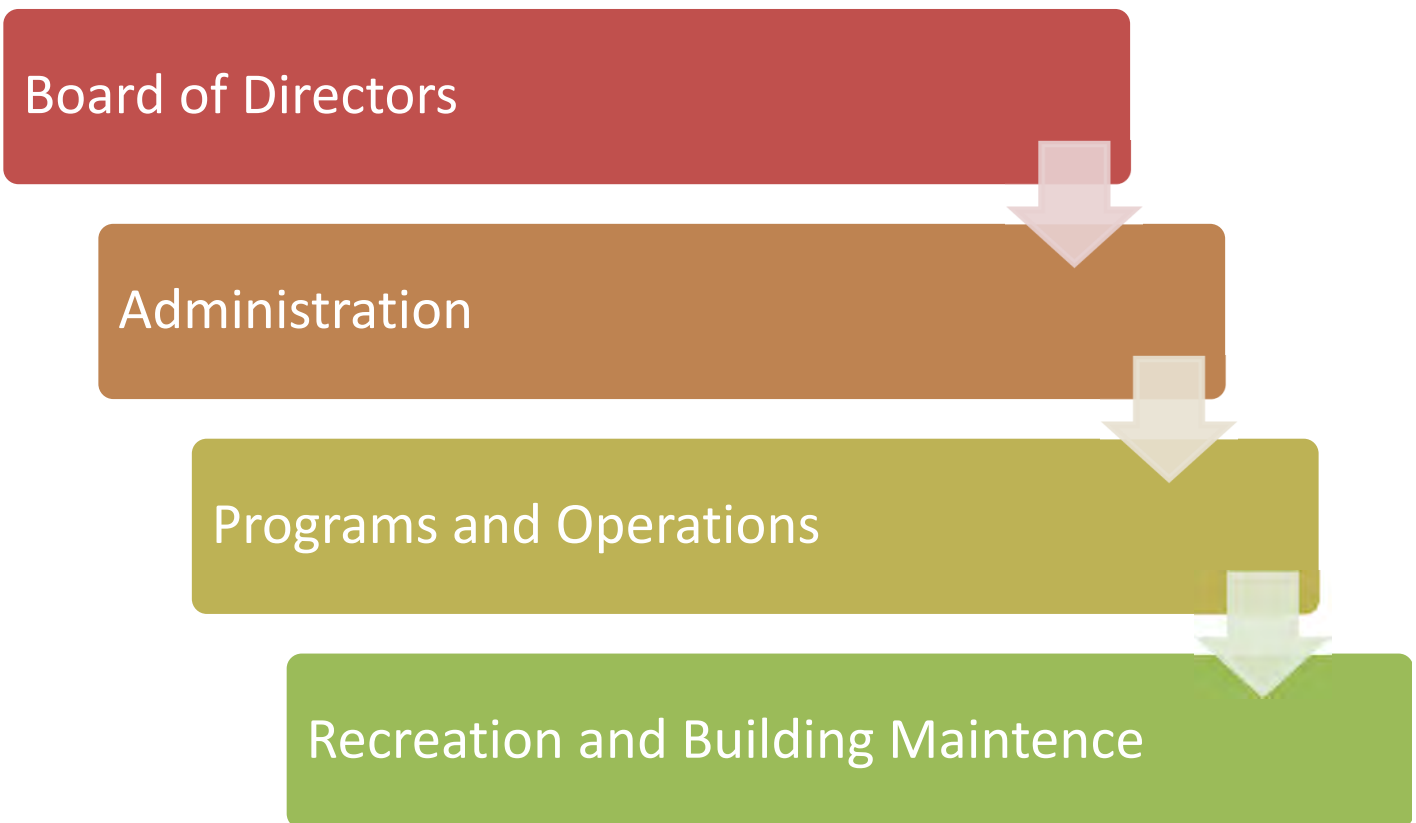
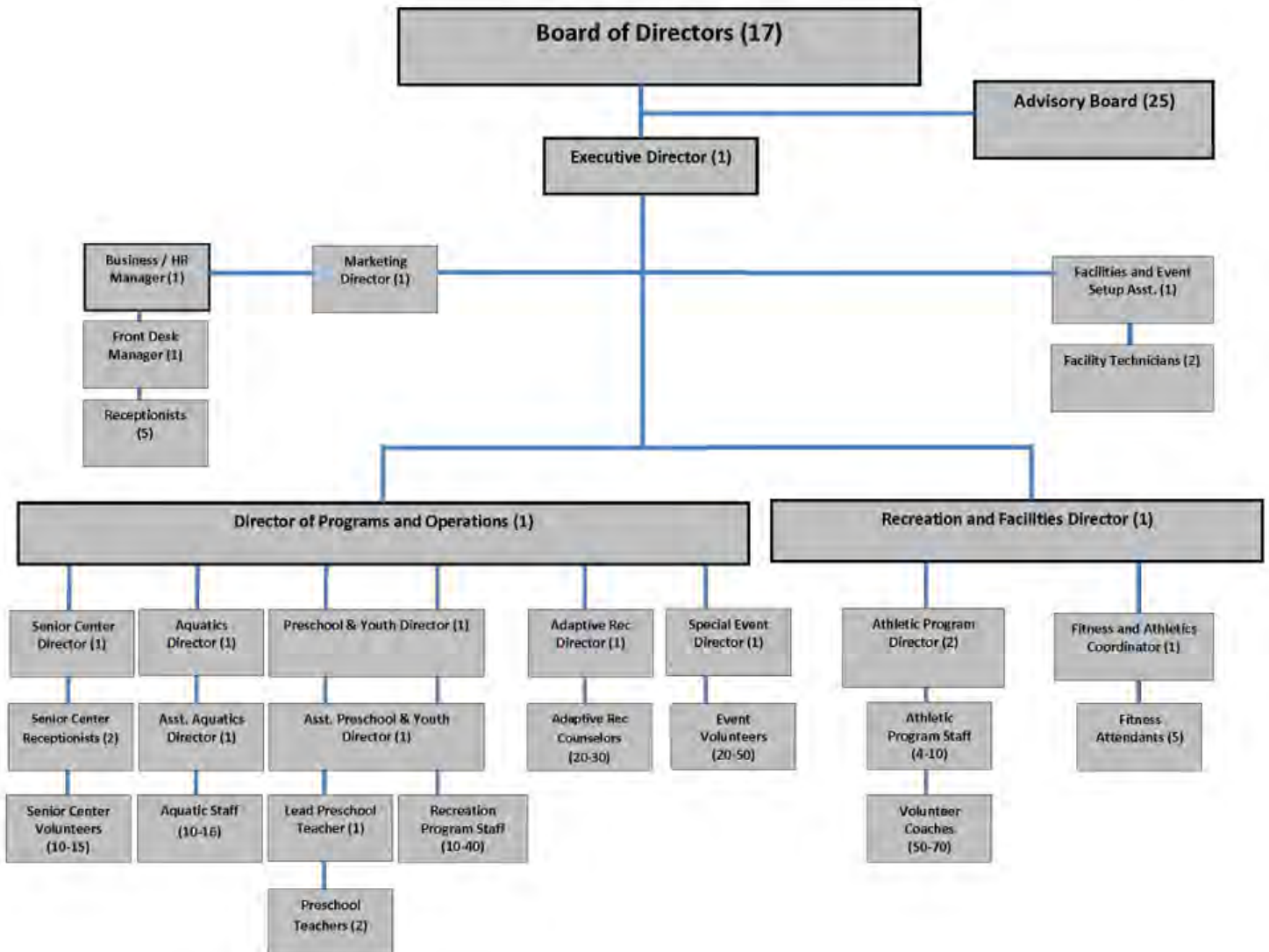


Figure 6.2: Island Recreation Association organization structure by position.

Source: Island Recreation Association



As illustrated in the organization chart, the Executive Director reports to the Board of Directors, who assist with making overall management decisions for the Island Recreation Association.

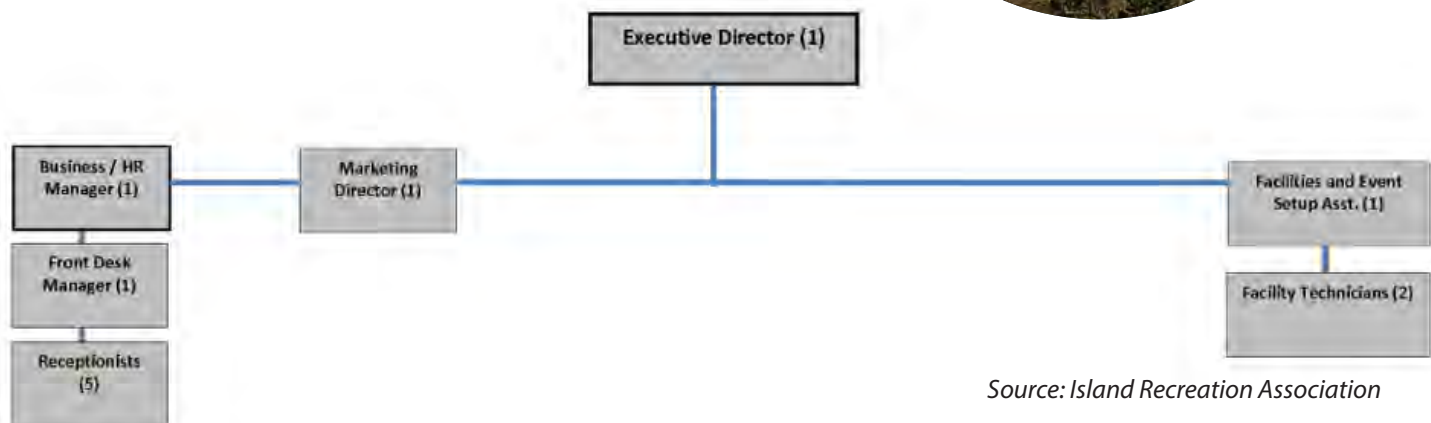
Administrative Division

The Administrative Division is overseen by the Executive Director who directs the daily activities of Island Rec and the long-range planning for the agency. Other members of the Administrative Division include:

- Marketing Director
- Facilities Manager
- Office Manager
- Front Desk Supervisor
- Receptionist



Figure 6.3: Current Administrative Division



Source: Island Recreation Association

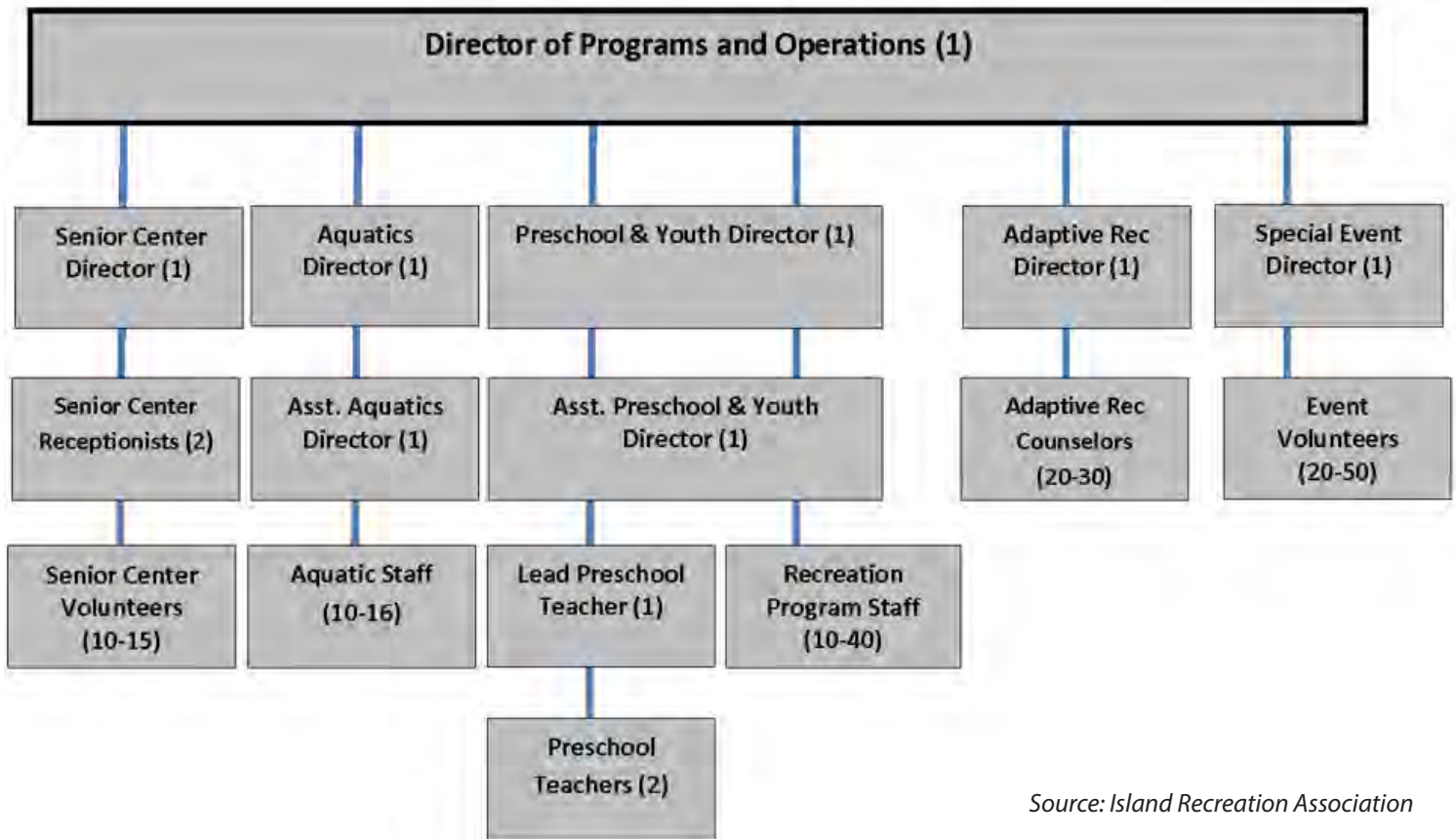
The employees who make up this division serve in roles that provide support to the other staff throughout the agency. In the case of the Executive Director, he or she directs the entire operations of Island Rec and serves as the direct conduit to the Board of Directors. In addition, the Office Manager, Marketing Director, and Facilities Manager are direct reports to the Executive Director. The Front Desk Supervisor and Receptionists are direct reports to the Office Manager.

There are two other positions that make up the Administrative Division. These are the Director of Programs and Operations and the Recreation Director/Building Management. These two positions are also direct reports to the Executive Director. Unlike other members of the Administrative Division Director, these are management positions with each of these staff members overseeing several work groups and having several direct reports.


This structure for the Administrative Division is very typical of what we see in other agencies.

The Director of Programs and Operations oversees the management of the senior center, aquatics programs, preschool activities, and special events. The Senior Center Director, Aquatics Director, Preschool & Youth Director, and Special Events Director are all direct reports to the Director of Programs and Operations. Each of these directors have direct reports as shown in **Figure 6.4**.

Figure 6.4: Programs and Operations Division



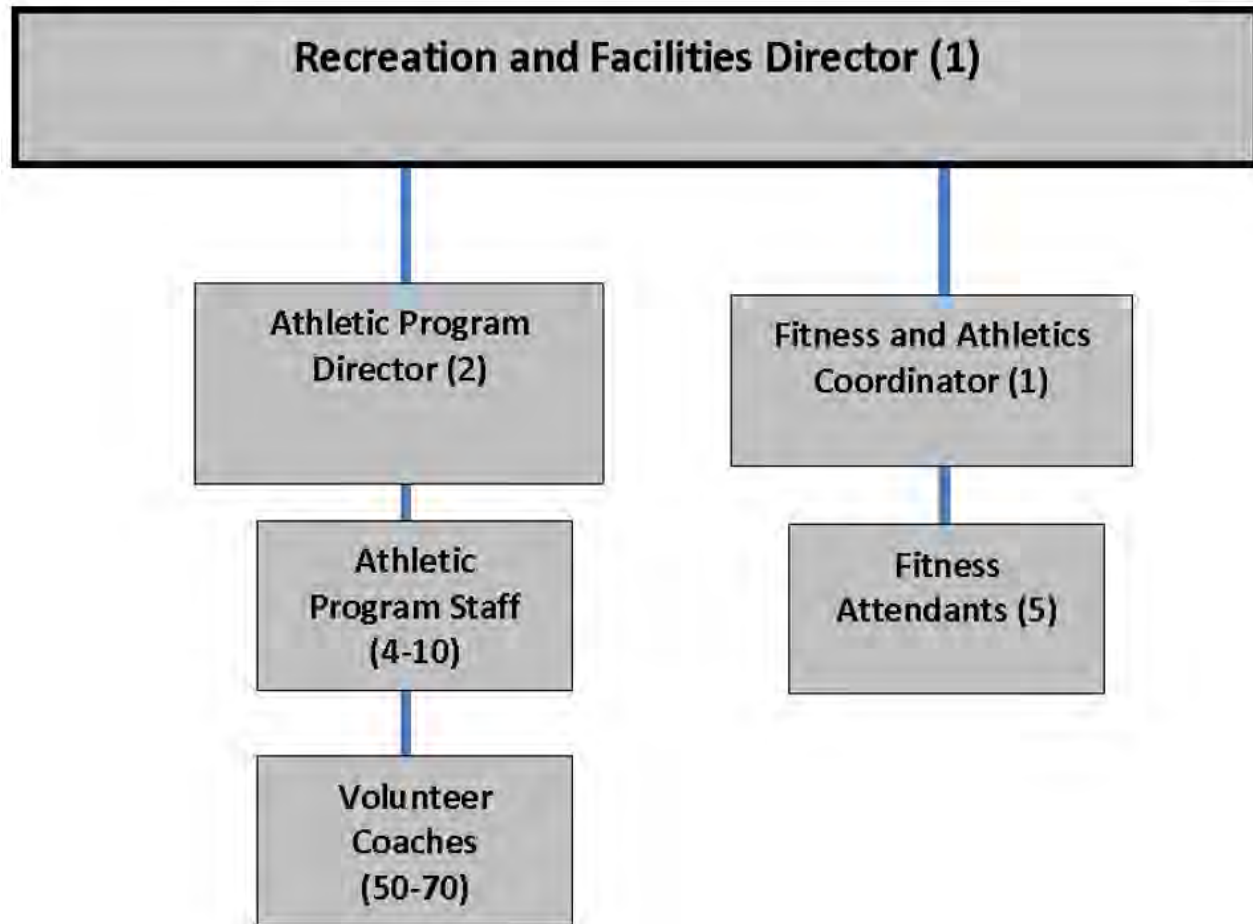
Source: Island Recreation Association



This division has a total of 8 full-time staff and is supplemented by both full-time, part-time, and seasonal part-time staff. This division is focused primarily on the delivery of non-sports recreation and senior programs. The primary sports program that falls under this division is swimming. This division oversees all camps and after-school programs and special events that are directed by Island Rec. This organization structure is very similar to what we see in other recreation agencies, and the number of direct reports is balanced amongst the leadership within the division.

The Recreation Director/Building Management Director oversees a division that is tasked with athletic programming, fitness programs, and facility rentals. This division has 4 full-time staff and is supplemented by full-time, part-time, and seasonal part-time staff. This division manages the delivery of all sports leagues and fitness programs that are directed by the Island Recreation Association. They are also responsible for all rentals and associated fees.

Figure 6.5: Current Recreation and Facilities Division

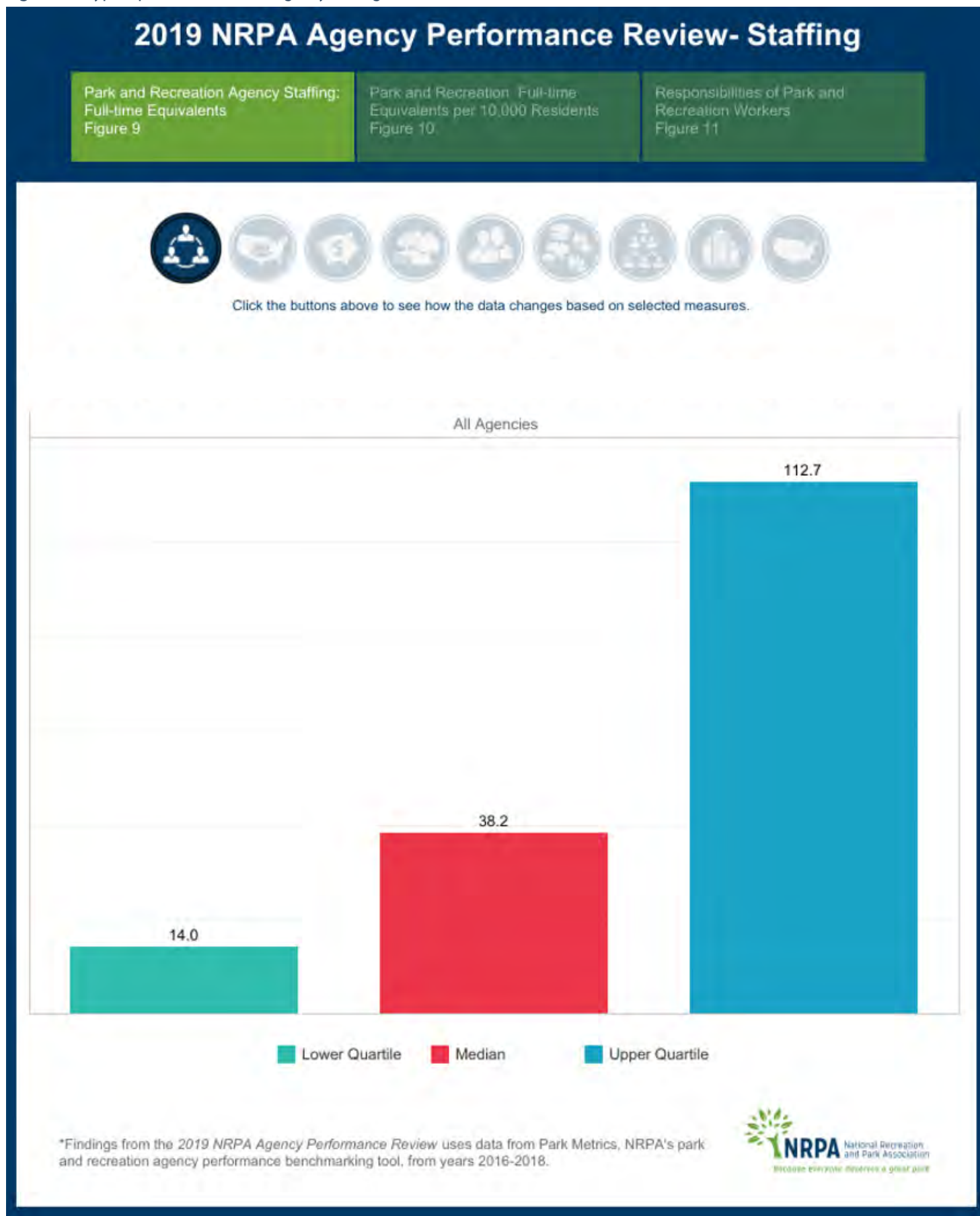


Source: Island Recreation Association

The Island Recreation Association has a total of 17 funded full-time positions and an estimated total of 17, full-time/part time positions, bringing the total employment to a total of 34 full-time equivalent positions (FTE). Staff estimate that there are 4 full-time equivalent staff who work in the Discovery Club Preschool, adaptive recreation, summer and challenge camps. In addition, there are 5 full-time equivalents who are instructors and lifeguards operating the year-round aquatics activities. There are 4 full-time equivalents who work in fitness and building supervisory roles. Receptionists at the recreation and senior centers total another 4 full-time equivalent positions.

Figure 6.6 shows the median staffing levels for parks and recreation agencies across the country. The median full-time equivalent employee level for all agencies across the country is 38.2 employees. The median full-time equivalent employee level for populations between 20,000 to 49,000 is 28.4. For the upper 25% of departments, the number increases to 54.1. The Island Recreation Association is slightly below the median number of FTE positions but based on population served, Island Rec is slightly above the number of FTEs. When you compare Island Rec to the upper 25% of agencies, it is operating with fewer FTEs.

Figure 6.6: Typical park and recreation agency staffing.



Source: NRPA Park Metrics

06 - Staff Assessment

Figure 6.7 shows reported staffing levels for agencies serving between 20,000 and 49,999 residents.

Figure 6.7: Typical staffing for jurisdictions with populations between 20,000 and 49,999.



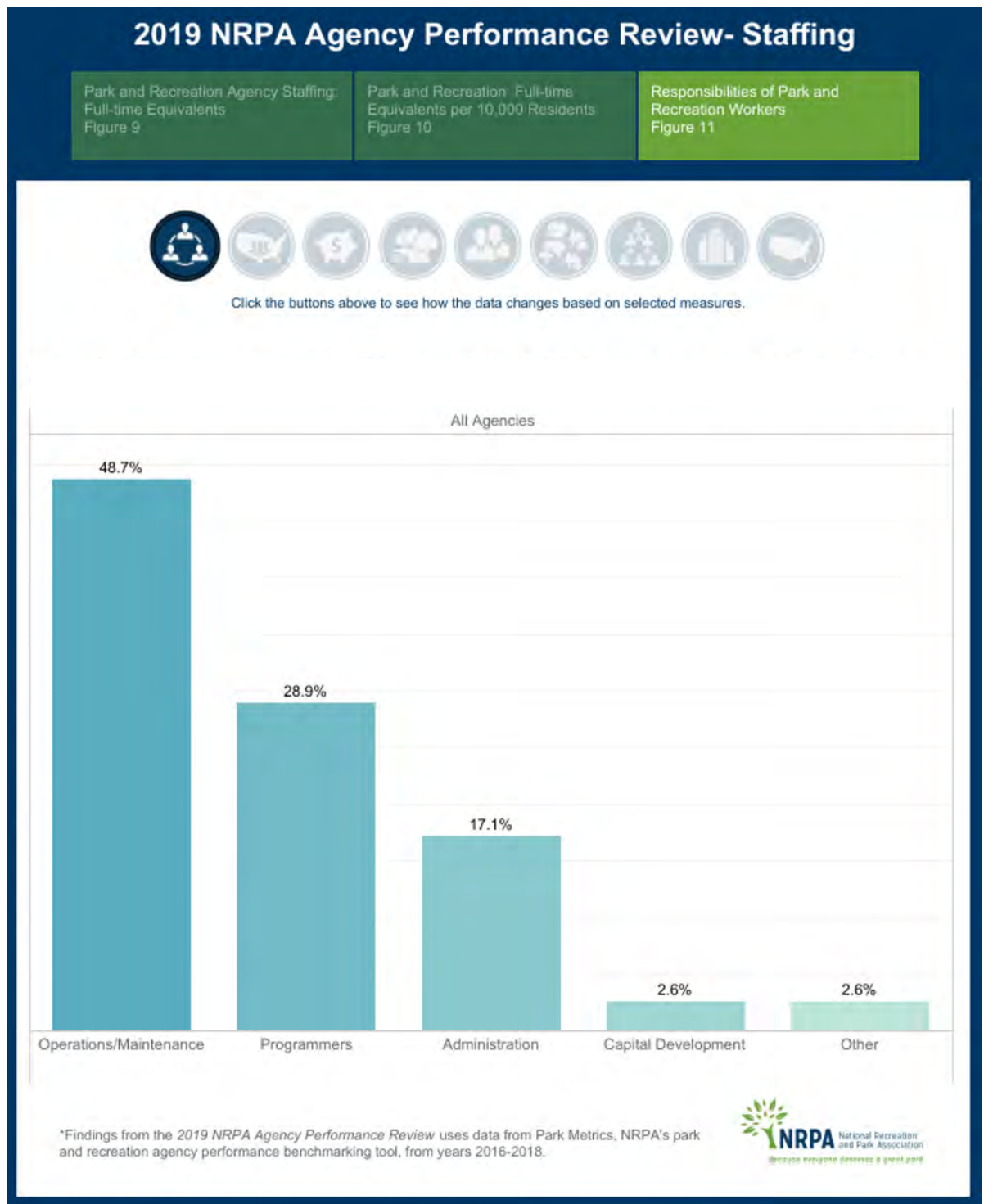
Source: NRPA Park Metrics

Another tool for benchmarking staff numbers is to look at the national metrics for employees based on the number of employees per 10,000 residents. The national median is 8.3 employees per 10,000 residents, and for the population category of 20,000 to 40,000 residents, the median is 9.1. Based on the population of Hilton Head Island, Island Rec would need 35.49 full-time equivalent employees to meet the median number of employees. Based on this benchmarking method, Island Rec is slightly under the number of FTEs based on the population served.

The Island Recreation Association is providing a high level of service to island residents and visitors with its full-time and FTEs. Based on information provided by staff, Island Rec employs approximately 142 seasonal and part-time staff. If the Town of Hilton Head Island wants to provide a higher level of programming and park facilities to residents and visitors, then additional staff will be required.

Employee distribution is also an important factor. While the Island Recreation Association is not tasked with some of the everyday maintenance tasks, which are provided by County employees or Town contracts, maintenance of parks is a vital part of the overall delivery system. **Figure 6.8** shows the employee distribution based on overall tasks provided by typical parks and recreation agencies. This figure shows that on average, 49% of staff are dedicated to operations and maintenance. Based on community input, maintenance of current facilities is a primary concern of citizens. Current maintenance operations need to be reviewed and adjustments are needed if citizen desires for improved maintenance are to be achieved.

Figure 6.8: Typical staff distribution by responsibility.



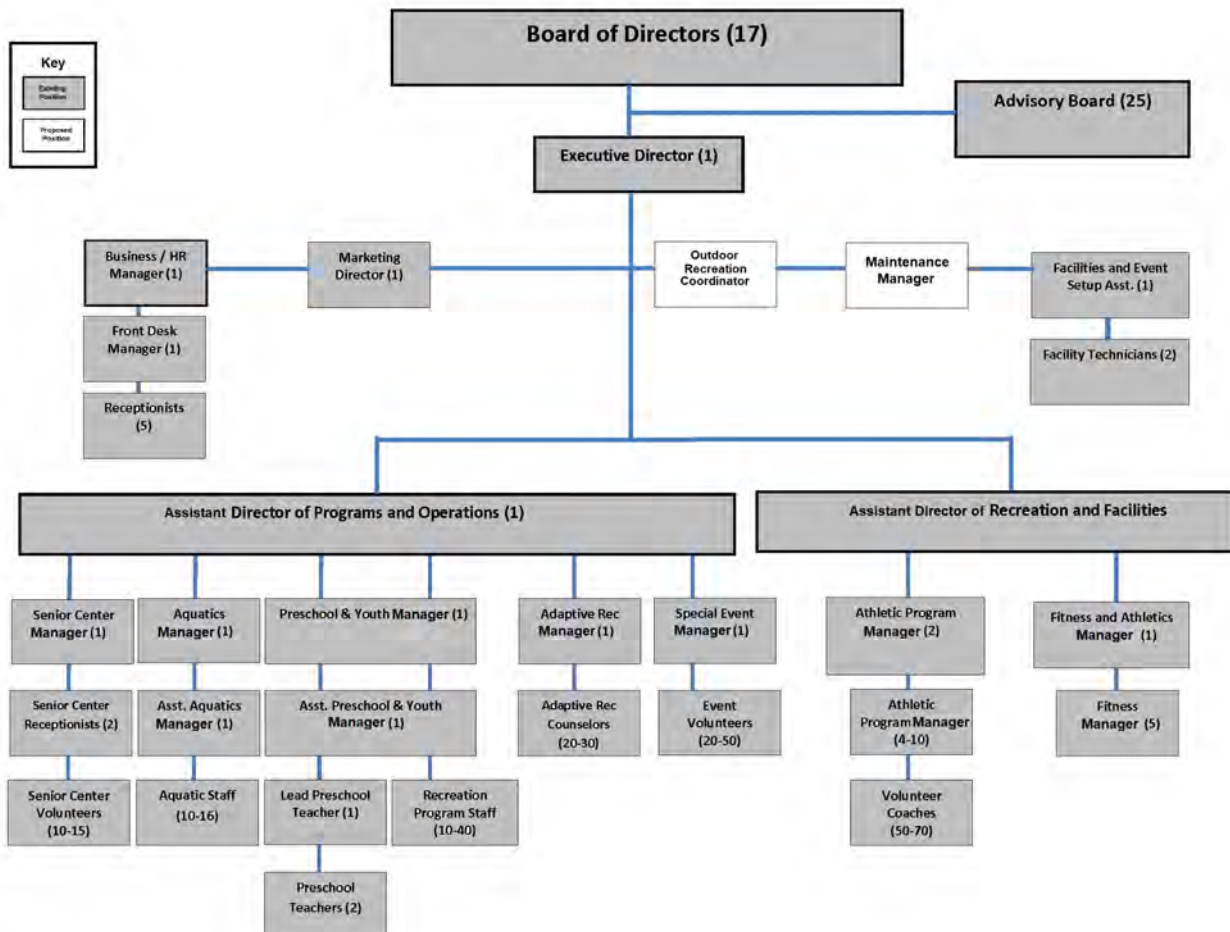
Source: NRPA Park Metrics

Staff Recommendations

Fund a park maintenance supervisor who is an Island Rec employee. The parks maintenance supervisor will be responsible for working with town and county employees who provide park and greenway maintenance to ensure that maintenance activities are provided at a higher level than current levels. They will work to establish maintenance policies and standards that will be used to establish annual maintenance budgets and capital projects for each park.

Fund an outdoor recreation coordinator position to focus on expanding non-traditional outdoor recreation classes and programs. This staff member would work to implement recommendations covered in the program recommendations in Section 5 of this report.

Update staff organization charts to provide titles that are more consistent with parks and recreation agencies. Current staffing titles use the term director for three levels of staffing. Consider using the title for director only for the Executive Director and change director reports to the Executive Director to Assistant Director or Superintendents. Director reports to the Assistant Directors or Superintendents should be managers or coordinators.



07

BUDGET ASSESSMENT AND FUNDING RECOMMENDATIONS

As previously stated, the Island Recreation Association, or Island Rec, functions as the provider of recreation services for the Town of Hilton Head. Funding for Island Rec comes from both the general fund of the Town of Hilton Head and revenues generated by Island Rec. While Island Rec is not an official department of the Town, it is still possible to compare the funding levels of Island Rec with national metrics.



07 - Budget Assessment and Funding Recommendations



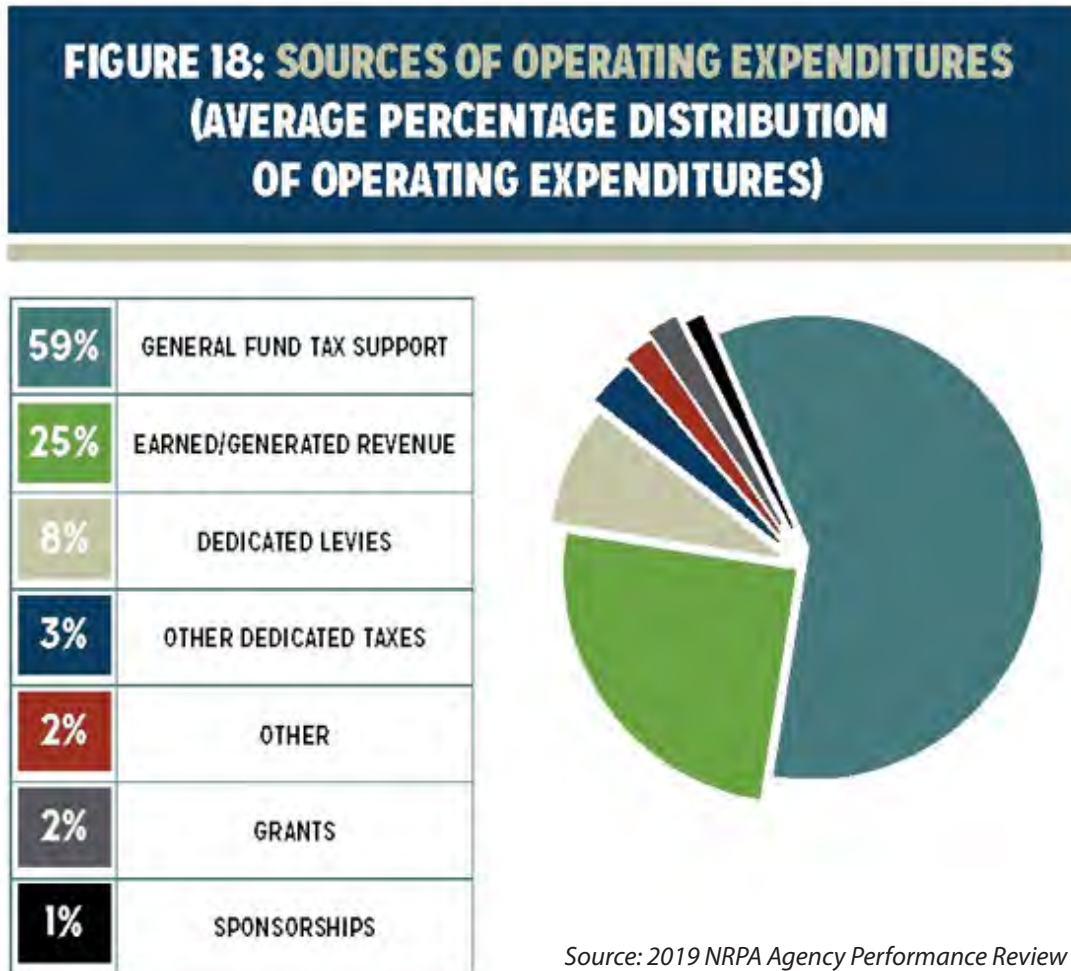
The 2019 NRPA Agency Performance Review, Park and Recreation Agency Performance Benchmarks provides national data on spending levels and sources for parks and recreation agencies. On average, parks and recreation agencies receive 59% of their total operation funding from the general fund. For Island Rec in the 2020 budget, the current level of general fund tax supported funding is 42% of the total operations budget. This well below the national average for general fund spending for parks and recreation services.

Balance between supported funding and self-generated revenues is necessary to expand programs and services. Currently, Island Rec is generating 58% of the overall budget, which is well above the national average of 25%. **Figure 7.1** illustrates the national average of sources of operating expenditures.

Source: Island Recreation Association Adopted Budget Fiscal Year 2020.

Source: 2019 NRPA Agency Performance Review.

Figure 7.1: NRPA Sources of Operating Expenditures for Parks and Recreation Programs



Island Rec, Fiscal Year 2020 operating budget is \$2,852,489. The largest portion of revenues comes from program fees, memberships, self-generated funds and some support from the county. Island Rec projects to collect revenue of \$1,658,600 in charges for services, events, donations and concessions related proceeds. Table 7.1 depicts the Island Rec’s Adopted Budget for FY17-FY20.

Table 7.1: Adopted Budget Fiscal Year 2020, for Island Rec

Department	FY 2017 Adopted	FY 2018 Adopted	FY 2019 Adopted	FY 2020
Program Revenue	985,230	1,051,230	1,219,500	1,170,600
Community Events and Fundraising	411,250	437,500	429,500	488,000
Town of HHI Support	683,052	707,052	844,703	893,889
Town of HHI ATAX	7,500	20,000	25,000	25,000
County Support	140,000	140,000	275,000	275,000
Totals	\$2,227,032	\$2,355,782	\$2,793,073	\$2,852,489

Source: Island Rec's Adopted Budget Fiscal Years 2017 - 2020.

The average revenue generation of agencies serving populations of 500 to 1500 people per square mile and greater is \$18.17 per capita. For Island Rec, that would total \$720,731 on an annual basis. The Island Rec. is projecting revenues of \$1,658,600 in 2020, or a per capita revenue of \$41.81, which is roughly 130% higher than the national benchmark for self-generated revenues. This indicates that Island Rec understands the importance of self-generated revenue and the impact this has on keeping to overall percentage of general fund revenues needed to fund Island Rec low. Island Rec should continue to look for ways to maximize revenue production to expand recreation programs and events.



Assessment of Per Capita Expenditures

The per capita expense for parks and recreation is a standard benchmark statistic for comparing and analyzing the level of a community's investment in parks and recreation.

Table 7.2 compares Island Rec's per capita spending for parks and recreation to the median per capita expenditures as reported in *2019 NRPA Park Metrics*. The operating costs, rather than operating plus capital costs, are used as a comparison. Capital expenditures can include park land development and new equipment or equipment replacement. Capital costs often vary widely from year to year based on the funding of construction and acquisition projects, whereas operations costs typically remain relatively constant from year to year.



Table 7.2: Benchmark Populations and Per Capita Operating Expenses for Parks and Recreation, Fiscal Year 2019

Community	2018 Population	Population Density per Square Mile	Total Budgeted Parks and Recreation Expenditures (2020 Operating)	Parks and Recreation Per Capita Expenditures (2020 Operating)
Town of Hilton Head, Island Recreation Association	39,666	958	\$2,852,489	\$71.91
NRPA National Median for All Agencies		NA	\$3,834,500	\$78.69
NRPA National Median - Population Density of 500 to 1500 persons per square mile		500 - 1500	\$2,926,867	\$74.64
NRPA National Top 25% - Population Density of 500 to 1500 persons per square mile		500 - 1500	\$8,213,987	\$149.82

Source: US Census Bureau – 2013-2017 American Community Survey 5-year Estimates.

Source: 2019 NRPA Agency Performance Review.

Source : <https://www.areavibes.com>.

In its most recent publication, the NRPA reported a median operation expense per capita of \$78.69 for the more than 900 agencies profiled. Operating expenses are impacted by several variables, including population densities and the overall population of the service area. Departments serving between 500 to 1500 people per square mile have a median spending of \$74.64 per capita, per resident. Currently, Island Rec's is at \$71.91 per capita.

Island Rec is slightly below the national per capita figure of \$78.69 which can impact the overall operations of parks and recreation facilities and programs. A comparison the median spending level based on communities of similar population densities, show a significant deficit. Island Rec's spending levels are comparable to median per capita spending of communities of similar population densities; however, it is significantly lower than the upper 25% of agencies serving 500 to 1500 persons per square mile. In order to raise the level of services offered and the overall quality of parks to reflect the high community standards expected by residents and visitors to Hilton Head Island, a higher level of funding will be required.

Personnel Budget

Personnel expenditures represent the largest commitment of funding for public parks and recreation agencies across the country. The Island Rec’s 2020 budget includes a total of \$1,576,451 in salaries, health insurance, contract labor, and professional service accounts. **Table 7.3** shows personnel services expenditures as a total of the operating parks and recreation budgets from the NRPA 2019 Performance Review.

Source: Island Rec. Adopted Budget Fiscal Year 2020.

Source: NRPA 2019 Performance Review.

Table 7.3: Personnel Services Expenditures as a Percentage of Island Rec Operating Budget, Fiscal Year 2020

Community	Parks and Recreation Personal Services Expenditures	Parks and Recreation Personal Services Expenditures as a % of Department Operating Budget
Island Recreation Association	\$1,576,451	55.26 %
National Average		55%

Source : Island Rec. budget documents, FY2020.

Source: 2019 NRPA Agency Performance Review

Island Rec’s 2020 personnel budget of 55.26% is right in line with the national average of 55% for department operating costs, as specified in the 2019 National NRPA Agency Performance Review. The current level of staff funding should remain in the current range to maintain the current level of services. Funding for personnel costs will have to increase if Island Rec is expected to expand beyond the current level of service and provide more programming and special events.





Revenue Recovery Rate

Revenues generated for parks and recreation services are expressed as a percentage of the operating costs and reported as the Revenue Recovery Rate. The implementation of financial sustainability practices, in the form of revenue and pricing policies, has risen in importance with parks and recreation agencies across the country. Best practice agencies establish a philosophical basis for revenue recovery rates that vary by program type, service level tier, and population served with fees based on the cost of service.

While revenues collected by communities for parks and recreation services are not typically applied directly to the parks and recreation budget, they are viewed as an offset to the cost of operating the parks and recreation agency. The 2019 NRPA Park Metrics Agency Performance Review states that the typical agency recovers 27.3% of its operating expenditures from non-tax revenues. Revenue generation based on population densities for communities with population densities between 500 and 1500 residents per square mile is a median rate of 26.8% and for the upper 25% of reporting agencies it increases to 43.2%.

Table 7.4 illustrates the revenue recovery rates for Island Rec and 2019 NRPA Metrics Performance Review. Island Rec’s anticipated revenues for FY2020 were \$1,170,600. This represents a recovery rate of 41.03%.

Source: Island Rec’s Adopted Budget Fiscal Year 2020.

Table 7.4: Recovery Rates Based on 2020 Budgeted Expenses and Revenues

Community	Revenue Recovery	Revenue Recovery Rate as a % of Operations
Island Recreation Association	\$1,170,600	40.03%
National Average All Agencies		27.3%
NRPA National Median- Population Density of 500 to 1500 persons per square mile		26.8%
NRPA National Top 25%- Population Density of 500 to 1500 persons per square mile		43.2%

Source: Island Rec. adopted budget documents, FY2020.

Source: 2019 NRPA Agency Performance Review.

Island Rec’s revenue recovery is considerably higher than the national average. The current trend for most parks and recreation agencies is to try to offer affordable programs, but also to maximize revenue generation when possible. As the national median recovery rate of 27.3% indicates, agencies are generating over a quarter of their operating budget. Island Rec is generating revenue at a rate comparable to the upper 25% of agencies serving a similar population density. This indicates that current fees and charges are acceptable to the citizens and visitors who use Island Rec facilities and programs are viewed as being a good value.

Historical Perspective

A historical perspective is also important in evaluating a department's position. An examination of Island Rec's funding levels from FY2017 to the current fiscal year shows the operating budget for each year and percent change from the prior fiscal year. We also examine the per capita spending levels for those same years.

Table 7.5: Island Rec Department Operating Budget and Per Capita Expenditures, FY17 to FY20

	Operating and Per Capita Expenditures	% Change from Prior Year	Per Capita Expenditure
FY17 Adopted	\$2,227,032	NA	\$56.14
FY18 Adopted	\$2,355,782	5.7%	\$59.39
FY19 Adopted	\$2,793,073	18.5%	\$70.41
FY20 Recommended	\$2,852,489	2.1%	\$71.91

Source: Island Rec. Adopted Budget FY17, FY18, FY19 and F20 Budget Documents.

While there have been increases in funding over the past few years, they have varied from year to year. The largest increase of 18.5% occurred between FY 18 and FY19. Even with these steady increased funding levels per capita spending is still well below national averages for the population density of the Town of Hilton Head. Additional funding is needed to expand recreation opportunities both in terms of programs offered and facilities provided. Additional funding is also needed to improve maintenance of parks to a level that is comparable to private facilities found throughout the island.

Revenue Policy

The Island Recreation Association does not currently operate with an official revenue policy to guide the pricing of recreation programs and rentals. However, revenue recovery is part of the discussion when setting fees and charges for new programs, rentals and other activities.

Revenue policies define tiered service levels such as basic services, supplemental services, and special facilities with fees set to recover a specified percentage of the cost to deliver the service. A fees and charges plan that establishes policies for developing program fees will be an important element in maximizing the Island Rec budget. Most parks agencies use a three- or four-tier system for program fees. Each tier defines a type of service level expectation that the community desires for specific recreation services. In developing the tier system, staff will need to work together to establish: the programs and facilities that should be provided as part of the core program offerings, the programs that should be offered primarily as revenue centers for the agency, and all the programs that fall between these two categories.

As an example, tier-one programs are provided to the public at no or low cost and are not required to produce revenue to cover the full cost of their basic services. These are the basic programs that the community feels should be provided. Examples include community events, open gyms, youth and senior group activities and activities that bring families to the park (e.g., outdoor movies or summer concerts). These programs normally cover 0-25% of their cost.

Tier-two programs are expected to cover 25-50% of their cost. These programs are also part of the core programs and facilities that provide basic services to the community. Programs that some communities place in this category are group classes geared at seniors and youth, dances, special holiday programs, family programs or special events. While operating these activities involves more staff time, they are not specialized activities that require a higher degree of organization or highly skilled staff members to execute.

07 - Budget Assessment and Funding Recommendations

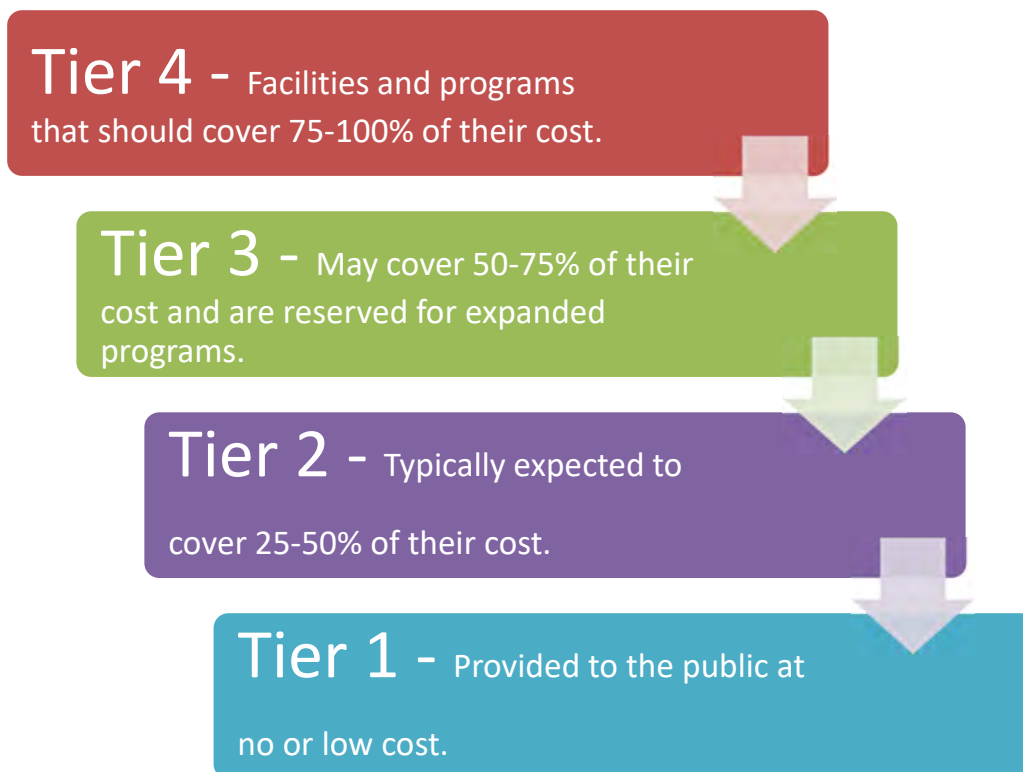
Tier-three programs cover 50-75% of their cost and are reserved for expanded programs, reaching beyond the basic services the department supplies the community. These include some youth sports programs and camps, classes that require more one-on-one time with the instructor (such as painting and pottery), youth sports, senior wellness programs, adult programs and other special programs that serve specific user groups and demographics in the community.

Tier four is for revenue centers and these are facilities and programs that should cover 75-100% of their cost. Programs that fall into this category include all wellness and fitness training classes for adults; specialized trips and travel programs; all adult sports programs; and all field, pool and shelter rentals. Other programs in this group include dance classes, music classes of all types, any program with a special permit (or where alcohol is served) and any type of one-on-one sports or fitness training. For example, a rental of ballfield(s) by a group hosting a tournament would fall into this category.

In order to develop a fees and charges policy, Island Rec must start by defining the programs in each category. Historical data on program cost recovery is a good place to start. Another recommendation is to collect several other agencies' fees and charges policies to see how they designate programs. Once a basic distribution of programs is established, a cost allocation standard for the facilities and programs will need to be developed. Cost allocation includes a square-foot cost for all pavilions, buildings, fields, and any park space that includes all utility and maintenance costs. Maintenance costs include all in-house and contract labor for general upkeep, service contracts on mechanical systems, and trash collection and/or janitorial services. Staffing costs involved in marketing the program and facility, staff costs for conducting and organizing the program and any overtime or holiday time paid to staff for working outside normal business hours should also be calculated. All materials and supplies necessary to operate the program must be included. All direct costs—such as the instructor cost—and all indirect costs—such as marketing and administrative costs—must be compiled for every program. Then, fees for programs, rentals and sports leagues can be set. Once a fees and charges policy has been established, it should be updated on an annual basis based upon expense fluctuations.

Figure 7.2 - Tiered Approach to Programming with Recovery Costs for Fees and Charges is shown below for each tier. Developing a fees and charges policy and a review of how current programs are being operated should be a top priority for the Island Rec. in the next 12 months.

Figure 7.2: Tiered Approach to Programming with Recovery Costs for Fees and Charges



Source: *Thinking Strategically About Your Agency's Recreation Programming* by M. Mulvaney, W. Clevenger, R. Buhr, and J. Glower, December 6, 2017 (NRPA) and *Program and Services Management* by C. Edginton and J. O'Neill in *Management of Park and Recreation Agencies*.

It is in the Town's best interest to explore all funding opportunities and strategies available in order to generate funds. A variety of funding alternatives exist to generate revenue funds. Any tax initiative of any type must be clearly explained whether it be for capital development and/or operating purposes (including maintenance to maintain all parks, facilities, and fields). Expanding program offerings, especially in the areas of Senior Programming, Adult Sports, Tennis, Pickleball, and outdoor nature programs, will also increase the potential for more revenue generation.

Outside Special Event


It is in the Town's best interest to explore all funding opportunities and strategies available in order to generate funds. Consider establishing a fee policy that is either a flat-rate fee or a percentage-based fee to offset the cost to the Town for special events which are not sponsored by the Town but require Town or Island Rec staff to assist with setup and operations for these events.



Non-Resident Fees

Island Rec currently does not charge a non-resident fee for county residents as part of the overall funding for Island Rec comes from the county. In addition, they do not charge other non-resident fees due to the number of tourists who use their facilities and parks. They do have a daily fee of \$10.00 at the Island Rec Center. This is a little higher than many community centers and is set at this higher rate to capture revenue from tourists who want to exercise while staying on the island.

Because of the unique funding of Island Rec, and the number of tourists who use Island Rec managed facilities, managing a non-resident fee could be difficult. The Board of Directors should monitor the potential to establish a non-resident fee and weigh the pros of additional revenues versus the operational impact for staff.

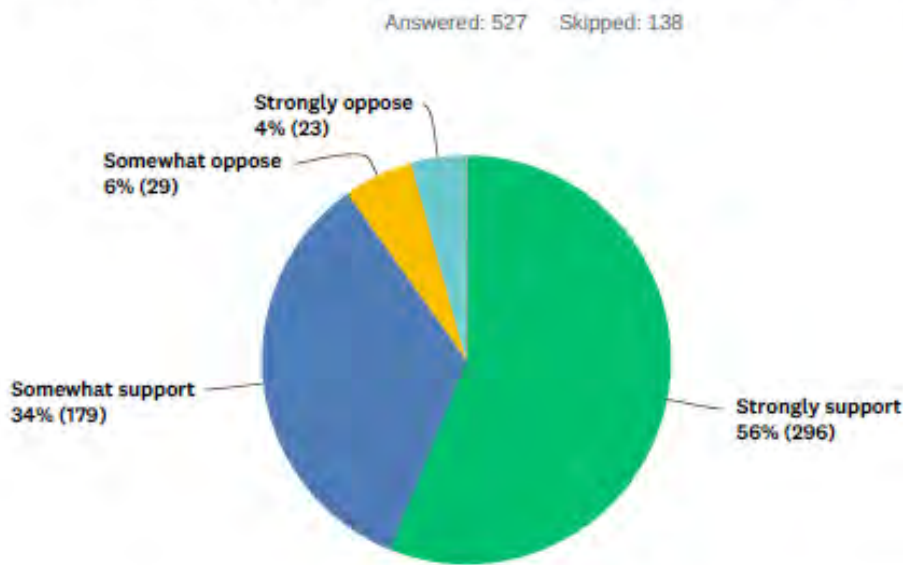


07 - Budget Assessment and Funding Recommendations

When citizens were asked if they supported the Town in the prioritization of funding for the increased quality in parks and recreation facilities and programs, along with increased opportunities for public events in parks in the community survey, 94% supported the prioritization of Town funding. These responses indicate strong support for additional funding.

Figure 7.3: Community Survey Question 12

Would you be supportive of the Town prioritizing funding of increased quality parks and recreation facilities and programs, and increased opportunities for public events in the parks?



ANSWER CHOICES	RESPONSES
Strongly support	56% 296
Somewhat support	34% 179
Somewhat oppose	6% 29
Strongly oppose	4% 23
If opposed, why?	0% 0
TOTAL	527

#	IF OPPOSED, WHY?	DATE
	There are no responses.	

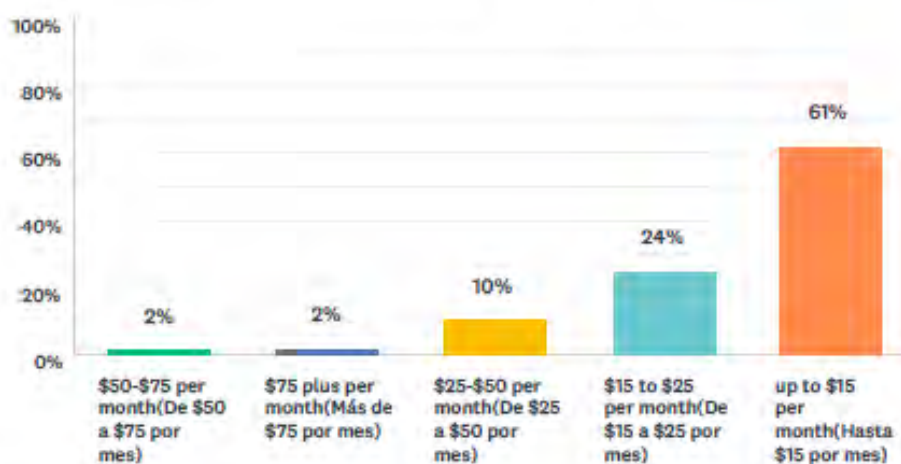
Source: Survey of the Community, 2019.

When citizens were asked how much they would be willing to spend per month per household to support improved park maintenance and recreation facilities and services in the community survey, 61% of people responded that they would be willing to spend up to \$15 a month to see improved park maintenance and facilities, while the other 39% of the community votes were broken down between \$15-25 per month (24%), \$25-50 per month (10%), \$75+ per month (2%), and \$50-75 per month (2%). Overall, there appears to be strong support for at least some level of increased funding for improved park maintenance, facilities, and services.

Figure 7.4: Community Survey Question 13

How much would you be willing to spend per month per household to support improved park maintenance and recreation facilities and services?12. ¿Cuánto estaría dispuesto(a) a gastar por mes por familia para apoyar la mejora del mantenimiento de los parques y las instalaciones y los servicios de recreación?

Answered: 449 Skipped: 216



ANSWER CHOICES	RESPONSES	
\$50-\$75 per month(De \$50 a \$75 por mes)	2%	7
\$75 plus per month(Más de \$75 por mes)	2%	9
\$25-\$50 per month(De \$25 a \$50 por mes)	10%	47
\$15 to \$25 per month(De \$15 a \$25 por mes)	24%	110
up to \$15 per month(Hasta \$15 por mes)	61%	276
TOTAL		449

Source: Survey of the Community, 2019.

Fundraising :

Local fundraising is a mechanism that has worked effectively in communities across the country. Although a strong local effort is involved, this mechanism typically generates a vast amount of support and publicity. Local businesses, organizations and private individuals can pledge funding over a specific period.

Island Rec is currently engaged in fundraising activities and should work to expand their current programs and set goals annually for growth in fundraising. Island Rec's partnership with People for Parks is a great way to coordinate fundraising and should be continued and supported by the Town. People for Parks was instrumental in the development of the Island Recreation Center and is focused on working with public and private sector organizations to develop recreational sites throughout the community. Island Rec should work in collaboration with People for Parks group to promote sponsorship of programs, seeking in-kind donations, hosting special events (e.g., fundraiser dinners, events to honor volunteers, silent auctions and themed socials) and soliciting charitable donations of money and lands. These funds can be directed for specific project or program initiatives or for funding scholarships for ongoing youth programs.

Naming Rights

Naming rights became prominent in the 1990s, when larger sports venues and cultural spaces were named after a company or individual. Many examples of successful ventures are known today, like Dick's Sporting Goods Park in Denver (home of the Colorado Rapids soccer team) or the American Airlines Arena in Miami (home of the Miami Heat NBA team).

Public naming rights have been growing due to tighter agency budgets. Public venues provide attractive opportunities for varied tiers of naming rights. In a large sports complex for example, agencies can solicit naming rights for the entire facility for a prescribed amount of money or tailor it towards naming a locker room within the facility for a lesser fee. Other agencies allow companies naming rights to trails or new facilities.

Agencies are creative in selling not only spaces but placing products within the department to generate new revenues. In 2002, Los Angeles city lifeguards sported Izod swimsuits as the "official swimwear of the Los Angeles City Beach Lifeguards" and the Skokie (IL) Park District collected \$150,000 annually from Pepsi for it being its "exclusive soft drink provider."

Exclusive Beverage Rights

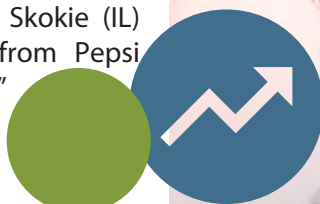
Many communities leverage the right to be the sole beverage supplier to a city or to the Island Recreation Association by soliciting annual payments from soft drink suppliers. These sole supplier agreements usually cover a five-year period to allow the supplier to make a good return on their investment. Some of these agreements also include advertising rights.

Corporate Partner Grant Programs

Many corporations around the country offer grants to contribute to parks, recreation and cultural programming. Companies such as LL Bean, Purina, KEEN, Walmart, and PlayCore have a history of such grant programming. Also, consider the numerous grant offerings put forth by NPRA.

Recommendations:

- Increase funding from the Town of Hilton Head Island general fund budget to allow for improved maintenance of existing park facilities.
- Continue to look at alternative methods of increasing self-generated revenues to expand programming and special event opportunities.
- Develop a tiered revenue policy to guide fees for programs and events.
- Increase per capita spending so the recreation facilities and programs on Hilton Head Island better reflect the best-in-class image of the island.
- Provide additional funding for Island Rec staff as new park facilities are added to the system.
- Consider other funding alternatives such as naming rights and beverage rights agreements to increase overall per capita funding.



WORKS CITED

Department of Justice. "ADA Standards for Accessible Design." 15 September 2010.
<<http://www.ada.gov/regs2010/2010ADASTandards/2010ADASTandards.pdf>>. Accessed January 2020.

National Recreation and Park Association. Website
<<https://www.nrpa.org>>. Accessed January 2020

United States Census Bureau. Website.
< <https://www.census.gov>>. Accessed December 2019

Town of Hilton Head Island. Website
< <https://www.hiltonheadislandsc.gov/home.cfm>>. Accessed December 2019
<<https://www.hiltonheadisland.org>>. Accessed January 2020

United States Bureau of Labor Statistics. Website
< <https://www.bls.gov>>. Accessed December 2019

County Health Rankings and Roadmaps
<<https://www.countyhealthrankings.org>>. Accessed December 2019

Esri. Website
<<https://www.esri.com/en-us/home>>. Accessed December 2019

South Carolina Revenue and Fiscal Affairs Office Website
<<http://rfa.sc.gov>>. Accessed December 2019

Centre for Diet and Activity Research (CEDAR) Website
<<https://www.cedar.iph.cam.ac.uk/>>. Accessed December 2019

University of East Anglia Website
<<http://www.uea.ac.uk/>>. Accessed December 2019

THIS PAGE LEFT INTENTIONALLY BLANK.

APPENDIX



THIS PAGE LEFT INTENTIONALLY BLANK.

Initial Recommendations for the Town of Hilton Head Island

November 5, 2019

Introduction

In support of the Town of Hilton Head Island Comprehensive Parks and Recreation master Plan and in response to Town Council's request for input on potential big projects for the near future, Lose Design has formulated the following capital improvement recommendations. These recommendations are based on the analysis of the Town's parks and recreation needs and preferences to date and should be received as a broad stroke draft that will be improved as the master plan process is completed.

Analysis

Lose Design compared an inventory of current and proposed park facilities to Nation Recreation and Park Association (NRPA) Park Metrics data for jurisdictions with comparable populations. The analysis included future amenities that will be included in the Lowcountry Celebration Park which will include special event space, a large playground, pavilions, event stage and museum building.

This comparison was used to identify potential deficits and surpluses within the parks and recreation system. Additionally, recreational amenities from private residential developments were inventoried separately as facilities that supplement public recreation facilities.

Next, park properties and corresponding service areas were mapped to identify possible gaps in access for Hilton Head Island residents. Additionally, community input was gathered from open house events, and community survey efforts in order to discern public desires for possible improvements.

Deficits & Surpluses

Overall, identified deficits were relatively minor to many communities we have worked with. Playgrounds (-3), youth baseball (-2), and multipurpose synthetic fields (-2) were identified as facilities that are not

meeting local demand based on NRPA Park Metrics and public input. Soccer fields and tennis courts were identified as exceeding NRPA averages however, information provided by focus groups and community input indicate that soccer fields are often unplayable or otherwise unavailable to user groups.

Pickleball facilities and beach volleyball were identified by public engagement efforts as facilities that are needed by the community. Pickleball is provided at public and private venues across the island, however, public pickleball courts are in provided in small numbers which do not allow for large groups to use for informal tournaments. Private pickleball facilities are available through memberships or for a user fee. Some from the community are concerned associated costs may be a barrier for some players.

Beach volleyball also received interest from the community and, due to the relatively small footprint. The growth in popularity of beach volleyball is, in part, due to the availability of collegiate scholarships for high school athletes. The design team identified only two beach volleyball courts that are available to the public. Ideally, five to eight courts would be developed to facilitate practices and small tournaments.

Gap Analysis

Parks across the island are well distributed, however, including amenities such as playgrounds or picnic shelters that are typical of community parks in cultural parks such as Honey Horn or sports parks like Crossing Park would broaden the users of those properties. This will increase level of service for park users by locating these recreation facilities closer to residences.

Recommended Improvements

With these findings in mind, the following recommendations are suggested:

Crossings Park

- Consolidate baseball and softball facilities to Crossings Park with 8 total fields in two, four-field complexes.
- Retain the three baseball fields at this location
- Build 2-3 additional baseball fields at Crossings Park to address identified inventory deficit.
- Additional parking to support this expansion.

- Add a significant playground amenity to add community park recreation features to this property.

Chaplin Park

- Develop a new masterplan for Chaplin Park for a more efficient and user-friendly design
- Three multisport fields for soccer, football and lacrosse:
 - Two multisport synthetic rectangular fields
 - One natural surface multisport field
- Replace support buildings (concessions, bathroom buildings and shelters)

Pickleball Complex

- Develop a significant pickleball complex to include:
 - Lighted courts based on recommendations from Sports Facility Advisory;
 - Provide for support facilities such as restrooms and concessions;
 - This facility could be located at an existing reconfigured park or a future new park.

Additional Playgrounds

- Add new or update playgrounds at sports parks and special use parks to broaden the targeted users of these properties and help to serve the few underserved portions of Hilton Head Island.

Sand Volleyball Complex

- Develop six to eight competition level sand volleyball courts to support the growing high school and collegiate sport;
- This facility could be located at an existing reconfigured park or a future new park.

New North Island Community Park

- New community park on the north end of the island to include
 - Bike trails (away from roads)
 - Disc golf
 - Adventure play area

Q1 Please enter the survey code found on the postcard you received for this survey.If you do not have the survey code, please contact the Community Development Department at 843-341-4696 for the code.Ingrese el código de la encuesta que se encuentra en la postal que recibió para esta encuesta.Si no tiene el código de la encuesta, comuníquese con el Departamento de Desarrollo de la Comunidad al 843-341-4696 para obtener el código.

Answered: 665 Skipped: 0

#	RESPONSES	DATE
1	76543	11/2/2019 2:49 AM
2	76543	11/2/2019 1:14 AM
3	76543	11/1/2019 10:40 PM
4	76543	11/1/2019 8:08 PM
5	76543	11/1/2019 8:05 PM
6	76543	11/1/2019 7:25 PM
7	76543	11/1/2019 5:51 PM
8	76543	10/31/2019 5:12 PM
9	76543	10/31/2019 3:04 PM
10	76543	10/31/2019 2:09 PM
11	76543	10/31/2019 1:04 PM
12	76543	10/31/2019 1:55 AM
13	76543	10/30/2019 11:10 PM
14	76543	10/30/2019 10:11 PM
15	76543	10/30/2019 3:41 PM
16	76543	10/30/2019 1:36 AM
17	51009	10/29/2019 9:10 PM
18	76543	10/29/2019 8:17 PM
19	76543	10/29/2019 7:06 PM
20	76543	10/29/2019 3:16 PM
21	76543	10/29/2019 2:52 PM
22	76543	10/29/2019 12:39 PM
23	76543	10/29/2019 12:22 PM
24	76543	10/29/2019 11:19 AM
25	76543	10/28/2019 10:58 PM
26	76543	10/28/2019 10:55 PM
27	76543	10/28/2019 10:00 PM
28	76543	10/28/2019 9:42 PM

Town of Hilton Head Island Parks Survey
Encuesta de parques de la ciudad de Hilton Head Island **DRAFT**

29	76543	10/28/2019 9:28 PM
30	76543	10/28/2019 9:20 PM
31	76543	10/28/2019 9:17 PM
32	76543	10/28/2019 9:11 PM
33	76543	10/28/2019 8:12 PM
34	76543	10/28/2019 7:59 PM
35	76543	10/28/2019 7:43 PM
36	76543	10/28/2019 7:29 PM
37	76543	10/28/2019 7:21 PM
38	76543	10/28/2019 7:02 PM
39	76543	10/28/2019 6:36 PM
40	76543	10/28/2019 6:36 PM
41	76543	10/28/2019 5:44 PM
42	76543	10/28/2019 5:08 PM
43	76543	10/28/2019 5:03 PM
44	76543	10/28/2019 5:00 PM
45	76543	10/28/2019 4:59 PM
46	76543	10/28/2019 3:42 PM
47	76543	10/28/2019 2:56 PM
48	76543	10/28/2019 2:42 PM
49	76543	10/28/2019 2:07 PM
50	76543	10/28/2019 1:57 PM
51	76543	10/28/2019 1:52 PM
52	76543	10/28/2019 1:23 PM
53	76543	10/28/2019 12:21 PM
54	76543	10/28/2019 12:03 PM
55	76543	10/28/2019 12:03 PM
56	76543	10/28/2019 10:51 AM
57	76543	10/28/2019 10:09 AM
58	76543	10/28/2019 6:59 AM
59	76543	10/28/2019 3:00 AM
60	76543	10/28/2019 2:03 AM
61	76543	10/28/2019 1:13 AM
62	76543	10/27/2019 11:19 PM
63	76543	10/27/2019 11:09 PM
64	76543	10/27/2019 11:08 PM
65	76543	10/27/2019 11:04 PM
66	76543	10/27/2019 10:46 PM
67	76543	10/27/2019 10:43 PM
68	76543	10/27/2019 10:42 PM
69	76543	10/27/2019 10:19 PM

Town of Hilton Head Island Parks Survey
Encuesta de parques de la ciudad de Hilton Head Island **DRAFT**

70	76543	10/27/2019 10:18 PM
71	76543	10/27/2019 8:59 PM
72	76543	10/27/2019 8:44 PM
73	76543	10/27/2019 7:45 PM
74	76543	10/27/2019 7:23 PM
75	76543	10/27/2019 4:51 PM
76	76543	10/27/2019 4:26 PM
77	76543	10/27/2019 3:45 PM
78	76543	10/27/2019 2:37 PM
79	76543	10/27/2019 2:03 PM
80	76543	10/27/2019 1:19 PM
81	76543	10/27/2019 12:07 PM
82	76583	10/27/2019 11:14 AM
83	76543	10/27/2019 1:50 AM
84	76543	10/27/2019 1:23 AM
85	76543	10/27/2019 12:45 AM
86	76543	10/26/2019 10:30 PM
87	76543	10/26/2019 8:37 PM
88	76543	10/26/2019 8:27 PM
89	76543	10/26/2019 7:44 PM
90	76543	10/26/2019 5:21 PM
91	65432	10/26/2019 4:38 PM
92	76543	10/26/2019 2:38 PM
93	76543	10/26/2019 1:36 PM
94	76543	10/26/2019 1:21 PM
95	76543	10/26/2019 1:01 PM
96	76543	10/26/2019 12:56 PM
97	76543	10/26/2019 12:36 PM
98	76543	10/26/2019 10:07 AM
99	76543	10/26/2019 4:21 AM
100	76543	10/26/2019 3:20 AM
101	76543	10/26/2019 2:34 AM
102	76543	10/26/2019 1:39 AM
103	76543	10/25/2019 11:47 PM
104	76543	10/25/2019 11:23 PM
105	76543	10/25/2019 9:39 PM
106	76543	10/25/2019 9:14 PM
107	76543	10/25/2019 9:07 PM
108	76543	10/25/2019 8:51 PM
109	76543	10/25/2019 8:48 PM
110	76543	10/25/2019 8:29 PM

Town of Hilton Head Island Parks Survey
Encuesta de parques de la ciudad de Hilton Head Island **DRAFT**

111	76543	10/25/2019 8:22 PM
112	76543	10/25/2019 8:16 PM
113	76543	10/25/2019 8:13 PM
114	76543	10/25/2019 8:02 PM
115	76543	10/25/2019 7:48 PM
116	76543	10/25/2019 7:24 PM
117	76543	10/25/2019 7:23 PM
118	76543	10/25/2019 7:18 PM
119	76543	10/25/2019 7:12 PM
120	76543	10/25/2019 6:54 PM
121	76543	10/25/2019 6:39 PM
122	76543	10/25/2019 5:59 PM
123	76543	10/25/2019 5:52 PM
124	76543	10/25/2019 5:46 PM
125	76543	10/25/2019 5:34 PM
126	76543	10/25/2019 5:20 PM
127	76543	10/25/2019 5:15 PM
128	76543	10/25/2019 5:04 PM
129	76543	10/25/2019 5:01 PM
130	76543	10/25/2019 4:48 PM
131	76543	10/25/2019 4:46 PM
132	76543	10/25/2019 4:46 PM
133	76543	10/25/2019 4:45 PM
134	76543	10/25/2019 4:45 PM
135	76543	10/25/2019 4:39 PM
136	76543	10/25/2019 4:34 PM
137	76543	10/25/2019 4:31 PM
138	76543	10/25/2019 4:29 PM
139	76543	10/25/2019 4:13 PM
140	76543	10/25/2019 4:13 PM
141	76543	10/25/2019 4:12 PM
142	76543	10/25/2019 4:09 PM
143	76543	10/25/2019 3:56 PM
144	76543	10/25/2019 3:49 PM
145	76543	10/25/2019 3:45 PM
146	76543	10/25/2019 3:42 PM
147	76543	10/25/2019 3:41 PM
148	76543	10/25/2019 3:35 PM
149	76543	10/25/2019 3:35 PM
150	76543	10/25/2019 3:34 PM
151	76543	10/25/2019 3:33 PM

Town of Hilton Head Island Parks Survey
Encuesta de parques de la ciudad de Hilton Head Island **DRAFT**

152	76543	10/25/2019 3:29 PM
153	76543	10/25/2019 3:27 PM
154	76543	10/25/2019 3:26 PM
155	76543	10/25/2019 3:26 PM
156	76543	10/25/2019 3:20 PM
157	76543	10/25/2019 3:18 PM
158	76543	10/25/2019 3:18 PM
159	76543	10/25/2019 3:17 PM
160	76543	10/25/2019 3:16 PM
161	76543	10/25/2019 3:14 PM
162	76543	10/25/2019 3:13 PM
163	76543	10/25/2019 3:08 PM
164	76543	10/25/2019 3:02 PM
165	76543	10/25/2019 3:00 PM
166	76543	10/25/2019 3:00 PM
167	76543	10/25/2019 2:58 PM
168	76543	10/25/2019 2:57 PM
169	76543	10/25/2019 2:56 PM
170	76544	10/25/2019 2:55 PM
171	76543	10/25/2019 2:54 PM
172	76543	10/25/2019 2:53 PM
173	76543	10/25/2019 2:50 PM
174	76543	10/25/2019 2:45 PM
175	76543	10/25/2019 2:45 PM
176	76543	10/25/2019 2:44 PM
177	76543	10/25/2019 2:43 PM
178	76543	10/25/2019 2:40 PM
179	76543	10/25/2019 2:40 PM
180	76543	10/25/2019 2:40 PM
181	76543	10/25/2019 2:40 PM
182	76543	10/24/2019 9:03 PM
183	76543	10/24/2019 9:03 PM
184	76543	10/24/2019 2:07 PM
185	76543	10/24/2019 1:53 PM
186	51030	10/24/2019 12:11 AM
187	76543	10/23/2019 3:47 PM
188	76543	10/22/2019 9:15 PM
189	31187	10/22/2019 6:03 PM
190	76543	10/22/2019 3:16 PM
191	76543	10/22/2019 11:52 AM
192	76543	10/22/2019 3:17 AM

Town of Hilton Head Island Parks Survey
Encuesta de parques de la ciudad de Hilton Head Island **DRAFT**

193	76543	10/22/2019 2:08 AM
194	51295	10/22/2019 12:55 AM
195	76543	10/21/2019 7:45 PM
196	76543	10/21/2019 4:55 PM
197	76543	10/21/2019 4:35 PM
198	11844	10/21/2019 3:09 PM
199	76543	10/21/2019 2:00 PM
200	11662	10/21/2019 1:22 PM
201	76543	10/21/2019 1:38 AM
202	76543	10/21/2019 12:14 AM
203	76543	10/20/2019 11:51 PM
204	61123	10/20/2019 11:13 PM
205	21154	10/20/2019 8:53 PM
206	76543	10/20/2019 6:00 PM
207	76543	10/20/2019 3:58 PM
208	61437	10/19/2019 11:34 PM
209	51148	10/19/2019 7:49 PM
210	76543	10/19/2019 6:48 PM
211	76543	10/19/2019 4:17 PM
212	76543	10/19/2019 3:18 PM
213	76543	10/19/2019 3:16 PM
214	76543	10/19/2019 1:38 PM
215	76543	10/19/2019 1:24 PM
216	76543	10/19/2019 10:02 AM
217	31016	10/18/2019 10:32 PM
218	76543	10/18/2019 8:16 PM
219	76543	10/18/2019 4:53 PM
220	76543	10/18/2019 3:26 PM
221	76543	10/18/2019 2:15 PM
222	76543	10/18/2019 1:46 PM
223	76543	10/18/2019 12:22 PM
224	76543	10/18/2019 11:09 AM
225	76543	10/18/2019 3:00 AM
226	76543	10/18/2019 1:03 AM
227	76543	10/18/2019 12:08 AM
228	76543	10/17/2019 10:00 PM
229	76543	10/17/2019 7:16 PM
230	76543	10/17/2019 6:49 PM
231	76543	10/17/2019 6:19 PM
232	76543	10/17/2019 2:31 PM
233	76543	10/17/2019 1:39 AM

Town of Hilton Head Island Parks Survey
Encuesta de parques de la ciudad de Hilton Head Island **DRAFT**

234	76543	10/17/2019 1:39 AM
235	76543	10/16/2019 11:59 PM
236	76543	10/16/2019 11:56 PM
237	76543	10/16/2019 9:08 PM
238	76543	10/16/2019 7:37 PM
239	76543	10/16/2019 6:05 PM
240	76543	10/16/2019 4:56 PM
241	76543	10/16/2019 4:53 PM
242	76543	10/16/2019 4:47 PM
243	76543	10/16/2019 4:37 PM
244	76543	10/16/2019 4:35 PM
245	76543	10/16/2019 4:32 PM
246	76543	10/16/2019 4:30 PM
247	76543	10/16/2019 4:21 PM
248	76543	10/16/2019 4:04 PM
249	76543	10/16/2019 3:49 PM
250	76543	10/16/2019 3:45 PM
251	76543	10/16/2019 3:38 PM
252	76543	10/16/2019 3:25 PM
253	76543	10/16/2019 3:21 PM
254	76543	10/16/2019 3:17 PM
255	76543	10/16/2019 3:11 PM
256	76543	10/16/2019 2:25 PM
257	76543	10/16/2019 12:12 PM
258	76543	10/16/2019 5:08 AM
259	76543	10/16/2019 2:09 AM
260	76543	10/16/2019 1:51 AM
261	76543	10/16/2019 1:10 AM
262	76543	10/15/2019 10:50 PM
263	76543	10/15/2019 8:03 PM
264	76543	10/15/2019 4:46 PM
265	76543	10/15/2019 3:22 PM
266	76543	10/15/2019 3:09 PM
267	76543	10/15/2019 3:07 PM
268	76543	10/15/2019 3:06 PM
269	76543	10/15/2019 2:29 PM
270	76543	10/15/2019 2:28 PM
271	76543	10/15/2019 2:24 PM
272	76543	10/15/2019 2:15 PM
273	76543	10/15/2019 2:00 PM
274	76543	10/15/2019 1:48 PM

Town of Hilton Head Island Parks Survey
Encuesta de parques de la ciudad de Hilton Head Island **DRAFT**

275	76543	10/15/2019 1:46 PM
276	76543	10/15/2019 1:27 PM
277	76543	10/15/2019 1:25 PM
278	76543	10/15/2019 1:21 PM
279	76543	10/15/2019 12:31 PM
280	76543	10/15/2019 11:45 AM
281	76543	10/15/2019 11:23 AM
282	76543	10/15/2019 10:51 AM
283	76543	10/15/2019 10:38 AM
284	76543	10/15/2019 10:27 AM
285	76543	10/15/2019 2:24 AM
286	76543	10/15/2019 2:13 AM
287	76543	10/15/2019 1:10 AM
288	76543	10/15/2019 12:45 AM
289	76543	10/15/2019 12:36 AM
290	76543	10/14/2019 11:13 PM
291	76543	10/14/2019 10:44 PM
292	76543	10/14/2019 8:49 PM
293	76543	10/14/2019 8:10 PM
294	76543	10/14/2019 7:39 PM
295	76543	10/14/2019 7:24 PM
296	76543	10/14/2019 7:03 PM
297	76543	10/14/2019 6:23 PM
298	76543	10/14/2019 5:50 PM
299	76543	10/14/2019 4:59 PM
300	76543	10/14/2019 4:54 PM
301	76543	10/14/2019 4:52 PM
302	76543	10/14/2019 4:13 PM
303	76543	10/14/2019 3:08 PM
304	76543	10/14/2019 1:47 PM
305	76543	10/14/2019 1:43 PM
306	76543	10/14/2019 1:30 PM
307	76543	10/14/2019 1:30 PM
308	76543	10/14/2019 1:13 PM
309	76543	10/14/2019 1:10 PM
310	76543	10/14/2019 1:09 PM
311	76543	10/14/2019 1:07 PM
312	76543	10/14/2019 12:59 PM
313	76549	10/14/2019 12:58 PM
314	46543	10/14/2019 12:56 PM
315	76543	10/14/2019 12:32 PM

Town of Hilton Head Island Parks Survey
Encuesta de parques de la ciudad de Hilton Head Island **DRAFT**

316	76543	10/14/2019 12:14 PM
317	76543	10/14/2019 11:38 AM
318	76543	10/14/2019 10:43 AM
319	76543	10/14/2019 9:50 AM
320	76543	10/14/2019 3:23 AM
321	76543	10/14/2019 2:39 AM
322	76543	10/14/2019 12:49 AM
323	76543	10/14/2019 12:33 AM
324	76543	10/14/2019 12:31 AM
325	76543	10/13/2019 10:07 PM
326	76543	10/13/2019 9:43 PM
327	76543	10/13/2019 9:27 PM
328	76543	10/13/2019 7:40 PM
329	76543	10/13/2019 7:33 PM
330	76543	10/13/2019 7:32 PM
331	76543	10/13/2019 7:24 PM
332	76543	10/13/2019 7:18 PM
333	76543	10/13/2019 5:59 PM
334	76543	10/13/2019 4:05 PM
335	76543	10/13/2019 3:47 PM
336	76543	10/13/2019 2:32 PM
337	76543	10/13/2019 12:43 PM
338	76543	10/13/2019 12:40 PM
339	76543	10/13/2019 11:57 AM
340	76543	10/13/2019 2:22 AM
341	76543	10/13/2019 1:05 AM
342	76543	10/12/2019 9:56 PM
343	76543	10/12/2019 7:46 PM
344	76543	10/12/2019 7:14 PM
345	76543	10/12/2019 2:35 PM
346	76543	10/12/2019 2:34 PM
347	76543	10/12/2019 1:06 PM
348	76543	10/12/2019 12:55 PM
349	76543	10/12/2019 12:50 PM
350	76543	10/12/2019 12:47 PM
351	76543	10/12/2019 12:20 PM
352	76543	10/12/2019 12:12 PM
353	76543	10/12/2019 12:01 PM
354	76543	10/12/2019 11:42 AM
355	76543	10/12/2019 11:09 AM
356	76543	10/12/2019 10:01 AM

Town of Hilton Head Island Parks Survey
Encuesta de parques de la ciudad de Hilton Head Island **DRAFT**

357	73564	10/12/2019 3:57 AM
358	76543	10/12/2019 3:34 AM
359	76543	10/12/2019 2:03 AM
360	76543	10/12/2019 1:35 AM
361	76543	10/12/2019 12:50 AM
362	76543	10/12/2019 12:15 AM
363	76543	10/11/2019 11:58 PM
364	76543	10/11/2019 11:19 PM
365	76543	10/11/2019 11:03 PM
366	76543	10/11/2019 10:50 PM
367	76543	10/11/2019 10:43 PM
368	76543	10/11/2019 10:02 PM
369	76543	10/11/2019 9:45 PM
370	76543	10/11/2019 9:19 PM
371	78653	10/11/2019 8:44 PM
372	76543	10/11/2019 8:33 PM
373	76543	10/11/2019 8:29 PM
374	74534	10/11/2019 8:26 PM
375	76549	10/11/2019 8:24 PM
376	76543	10/11/2019 8:15 PM
377	76543	10/11/2019 8:09 PM
378	76543	10/11/2019 7:36 PM
379	76543	10/11/2019 7:31 PM
380	76543	10/11/2019 7:28 PM
381	76543	10/11/2019 7:12 PM
382	76543	10/11/2019 7:10 PM
383	76543	10/11/2019 6:59 PM
384	76543	10/11/2019 6:50 PM
385	76543	10/11/2019 6:47 PM
386	76543	10/11/2019 6:45 PM
387	76543	10/11/2019 6:45 PM
388	76543	10/11/2019 6:43 PM
389	76549	10/11/2019 6:31 PM
390	76543	10/11/2019 6:28 PM
391	76543	10/11/2019 6:20 PM
392	76543	10/11/2019 6:06 PM
393	76543	10/11/2019 5:55 PM
394	76543	10/11/2019 5:40 PM
395	76543	10/11/2019 5:36 PM
396	76543	10/11/2019 5:29 PM
397	76543	10/11/2019 5:17 PM

Town of Hilton Head Island Parks Survey
Encuesta de parques de la ciudad de Hilton Head Island **DRAFT**

398	76543	10/11/2019 5:10 PM
399	76543	10/11/2019 5:08 PM
400	76543	10/11/2019 4:53 PM
401	76543	10/11/2019 4:51 PM
402	76543	10/11/2019 4:50 PM
403	76543	10/11/2019 4:45 PM
404	76543	10/11/2019 4:41 PM
405	76543	10/11/2019 4:32 PM
406	76543	10/11/2019 4:27 PM
407	76543	10/11/2019 4:25 PM
408	76549	10/11/2019 4:07 PM
409	76543	10/11/2019 4:04 PM
410	76543	10/11/2019 3:59 PM
411	76543	10/11/2019 3:52 PM
412	76549	10/11/2019 3:47 PM
413	76543	10/11/2019 3:47 PM
414	76549	10/11/2019 3:43 PM
415	76543	10/11/2019 3:16 PM
416	76543	10/11/2019 3:16 PM
417	76543	10/11/2019 3:09 PM
418	76543	10/11/2019 2:18 PM
419	76543	10/11/2019 2:16 PM
420	76543	10/11/2019 1:59 PM
421	76543	10/11/2019 1:22 PM
422	76543	10/11/2019 1:18 PM
423	76543	10/11/2019 1:03 PM
424	76543	10/11/2019 12:45 PM
425	76543	10/11/2019 12:27 PM
426	76543	10/11/2019 12:21 PM
427	76543	10/11/2019 11:54 AM
428	76543	10/11/2019 11:47 AM
429	7654	10/11/2019 11:44 AM
430	76543	10/11/2019 11:41 AM
431	29928	10/11/2019 11:39 AM
432	76543	10/11/2019 11:33 AM
433	76543	10/11/2019 11:30 AM
434	76543	10/11/2019 11:19 AM
435	76543	10/11/2019 11:18 AM
436	76543	10/11/2019 10:59 AM
437	76543	10/11/2019 9:39 AM
438	76543	10/11/2019 3:53 AM

Town of Hilton Head Island Parks Survey
Encuesta de parques de la ciudad de Hilton Head Island **DRAFT**

439	76543	10/11/2019 2:06 AM
440	76543	10/11/2019 1:50 AM
441	76543	10/11/2019 12:50 AM
442	76543	10/11/2019 12:33 AM
443	76543	10/11/2019 12:03 AM
444	76453	10/10/2019 10:15 PM
445	76543	10/10/2019 10:03 PM
446	76543	10/10/2019 9:44 PM
447	76543	10/10/2019 9:26 PM
448	76543	10/10/2019 8:27 PM
449	76543	10/10/2019 7:59 PM
450	76543	10/10/2019 7:56 PM
451	76543	10/10/2019 7:48 PM
452	76543	10/10/2019 6:57 PM
453	76543	10/10/2019 6:49 PM
454	76543	10/10/2019 6:39 PM
455	76543	10/10/2019 6:06 PM
456	76543	10/10/2019 5:19 PM
457	76543	10/10/2019 4:51 PM
458	76543	10/10/2019 4:38 PM
459	76543	10/10/2019 4:02 PM
460	76543	10/10/2019 3:20 PM
461	76543	10/10/2019 3:07 PM
462	76543	10/10/2019 2:44 PM
463	76543	10/10/2019 2:39 PM
464	76543	10/10/2019 2:33 PM
465	76543	10/10/2019 1:45 PM
466	76543	10/10/2019 1:41 PM
467	76543	10/10/2019 1:35 PM
468	76543	10/10/2019 1:15 PM
469	76543	10/10/2019 1:03 PM
470	76543	10/10/2019 12:49 PM
471	76543	10/10/2019 12:46 PM
472	76543	10/10/2019 12:32 PM
473	76543	10/10/2019 12:18 PM
474	76543	10/10/2019 11:55 AM
475	76543	10/10/2019 11:54 AM
476	76543	10/10/2019 11:16 AM
477	76543	10/10/2019 11:03 AM
478	76543	10/10/2019 10:45 AM
479	76543	10/10/2019 3:56 AM

Town of Hilton Head Island Parks Survey
Encuesta de parques de la ciudad de Hilton Head Island **DRAFT**

480	76543	10/10/2019 3:04 AM
481	76543	10/10/2019 2:48 AM
482	76543	10/10/2019 2:45 AM
483	76543	10/10/2019 2:41 AM
484	76543	10/10/2019 2:09 AM
485	76543	10/10/2019 1:45 AM
486	76543	10/10/2019 1:32 AM
487	76543	10/10/2019 1:19 AM
488	76534	10/10/2019 1:09 AM
489	76543	10/10/2019 12:47 AM
490	76543	10/10/2019 12:33 AM
491	76543	10/10/2019 12:28 AM
492	76543	10/10/2019 12:21 AM
493	76543	10/10/2019 12:13 AM
494	76543	10/10/2019 12:02 AM
495	76543	10/9/2019 11:31 PM
496	76543	10/9/2019 11:28 PM
497	76543	10/9/2019 11:05 PM
498	76543	10/9/2019 11:03 PM
499	76543	10/9/2019 10:48 PM
500	76543	10/9/2019 10:38 PM
501	76543	10/9/2019 10:31 PM
502	76543	10/9/2019 10:04 PM
503	76543	10/9/2019 9:50 PM
504	76543	10/9/2019 9:43 PM
505	76543	10/9/2019 9:20 PM
506	76543	10/9/2019 9:18 PM
507	76543	10/9/2019 9:17 PM
508	76543	10/9/2019 9:17 PM
509	76543	10/9/2019 9:08 PM
510	76543	10/9/2019 9:07 PM
511	76543	10/9/2019 9:05 PM
512	76543	10/9/2019 9:03 PM
513	76543	10/9/2019 9:03 PM
514	76543	10/9/2019 8:55 PM
515	76543	10/9/2019 8:43 PM
516	76543	10/9/2019 8:40 PM
517	76543	10/9/2019 8:37 PM
518	76543	10/9/2019 8:27 PM
519	76543	10/9/2019 8:14 PM
520	76543	10/9/2019 8:03 PM

Town of Hilton Head Island Parks Survey
Encuesta de parques de la ciudad de Hilton Head Island **DRAFT**

521	76543	10/9/2019 8:00 PM
522	76543	10/9/2019 7:56 PM
523	76543	10/9/2019 7:55 PM
524	76543	10/9/2019 7:53 PM
525	76543	10/9/2019 7:53 PM
526	76543	10/9/2019 7:51 PM
527	76543	10/9/2019 7:48 PM
528	76543	10/9/2019 7:47 PM
529	76543	10/9/2019 7:44 PM
530	76543	10/9/2019 7:43 PM
531	76543	10/9/2019 7:32 PM
532	76543	10/9/2019 7:23 PM
533	76543	10/9/2019 7:21 PM
534	76543	10/9/2019 7:20 PM
535	76543	10/9/2019 7:13 PM
536	76543	10/9/2019 7:13 PM
537	76543	10/9/2019 7:04 PM
538	76543	10/9/2019 7:03 PM
539	76543	10/9/2019 6:58 PM
540	76543	10/9/2019 6:53 PM
541	76543	10/9/2019 6:51 PM
542	76543	10/9/2019 6:49 PM
543	76543	10/9/2019 6:49 PM
544	76543	10/9/2019 6:48 PM
545	76543	10/9/2019 6:44 PM
546	76543	10/9/2019 6:43 PM
547	76543	10/9/2019 6:41 PM
548	76543	10/9/2019 6:38 PM
549	76543	10/9/2019 6:36 PM
550	76543	10/9/2019 6:28 PM
551	76543	10/9/2019 6:27 PM
552	76543	10/9/2019 6:19 PM
553	76543	10/9/2019 6:17 PM
554	76543	10/9/2019 6:16 PM
555	76543	10/9/2019 6:16 PM
556	76553	10/9/2019 6:15 PM
557	76543	10/9/2019 6:12 PM
558	76543	10/9/2019 6:11 PM
559	59823	10/9/2019 6:11 PM
560	76543	10/9/2019 6:09 PM
561	76543	10/9/2019 6:08 PM

Town of Hilton Head Island Parks Survey
Encuesta de parques de la ciudad de Hilton Head Island **DRAFT**

562	76543	10/9/2019 6:07 PM
563	76543	10/9/2019 6:06 PM
564	76543	10/9/2019 6:05 PM
565	76543	10/9/2019 6:05 PM
566	76543	10/9/2019 6:04 PM
567	76543	10/9/2019 6:03 PM
568	76543	10/9/2019 6:03 PM
569	76543	10/9/2019 6:03 PM
570	76543	10/9/2019 6:03 PM
571	76543	10/9/2019 5:39 PM
572	76543	10/9/2019 5:35 PM
573	76543	10/9/2019 5:00 PM
574	76543	10/9/2019 4:49 PM
575	76543	10/9/2019 4:46 PM
576	76543	10/9/2019 4:27 PM
577	76543	10/9/2019 4:09 PM
578	76543	10/9/2019 4:06 PM
579	76543	10/9/2019 4:05 PM
580	76543	10/9/2019 4:02 PM
581	76543	10/9/2019 3:57 PM
582	76543	10/9/2019 3:47 PM
583	76543	10/9/2019 3:47 PM
584	76543	10/9/2019 2:54 PM
585	76543	10/9/2019 2:37 PM
586	76543	10/9/2019 2:19 PM
587	76543	10/9/2019 1:34 PM
588	76543	10/9/2019 1:26 PM
589	76543	10/9/2019 1:21 PM
590	76543	10/9/2019 1:19 PM
591	76543	10/9/2019 1:08 PM
592	76543	10/9/2019 1:08 PM
593	76543	10/9/2019 1:08 PM
594	76543	10/9/2019 12:35 PM
595	76543	10/9/2019 12:30 PM
596	76543	10/9/2019 12:01 PM
597	76543	10/9/2019 12:00 PM
598	76543	10/9/2019 11:06 AM
599	76543	10/9/2019 10:55 AM
600	76543	10/9/2019 10:25 AM
601	76543	10/9/2019 9:55 AM
602	76543	10/9/2019 5:33 AM

Town of Hilton Head Island Parks Survey
Encuesta de parques de la ciudad de Hilton Head Island **DRAFT**

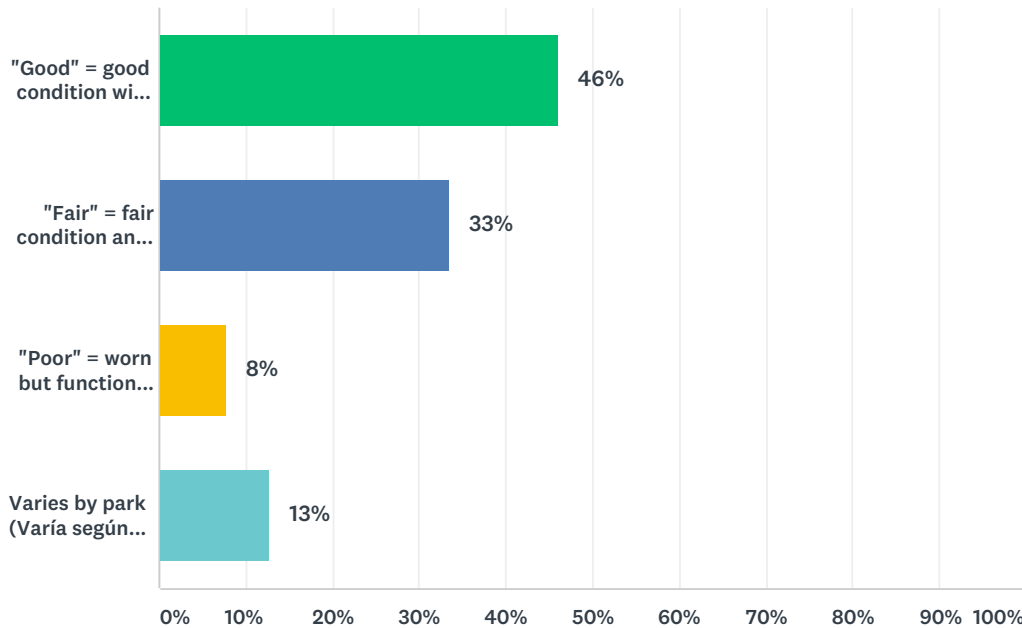
603	76543	10/9/2019 4:35 AM
604	76943	10/9/2019 4:16 AM
605	76543	10/9/2019 2:45 AM
606	76543	10/9/2019 2:42 AM
607	76543	10/9/2019 2:30 AM
608	76543	10/9/2019 2:18 AM
609	76543	10/9/2019 2:01 AM
610	76543	10/9/2019 1:54 AM
611	76543	10/9/2019 1:52 AM
612	76543	10/9/2019 1:50 AM
613	76543	10/9/2019 1:33 AM
614	76543	10/9/2019 1:20 AM
615	76543	10/9/2019 1:15 AM
616	76543	10/9/2019 1:11 AM
617	76543	10/9/2019 12:49 AM
618	76543	10/9/2019 12:40 AM
619	7654	10/9/2019 12:36 AM
620	76543	10/9/2019 12:15 AM
621	76543	10/8/2019 11:55 PM
622	76543	10/8/2019 11:51 PM
623	76543	10/8/2019 11:37 PM
624	76543	10/8/2019 11:33 PM
625	76543	10/8/2019 11:32 PM
626	76543	10/8/2019 11:20 PM
627	76543	10/8/2019 11:09 PM
628	76543	10/8/2019 11:02 PM
629	76543	10/8/2019 10:52 PM
630	76543	10/8/2019 10:43 PM
631	76543	10/8/2019 10:25 PM
632	76543	10/8/2019 10:21 PM
633	76543	10/8/2019 10:20 PM
634	76543	10/8/2019 10:16 PM
635	76543	10/8/2019 10:07 PM
636	76543	10/8/2019 10:06 PM
637	76543	10/8/2019 9:54 PM
638	76543	10/8/2019 9:54 PM
639	76543	10/8/2019 9:52 PM
640	76543	10/8/2019 9:47 PM
641	76543	10/8/2019 9:45 PM
642	76543	10/8/2019 9:45 PM
643	76543	10/8/2019 9:44 PM

Town of Hilton Head Island Parks Survey
Encuesta de parques de la ciudad de Hilton Head Island **DRAFT**

644	76543	10/8/2019 9:42 PM
645	76543	10/8/2019 9:34 PM
646	76543	10/8/2019 9:29 PM
647	76543	10/8/2019 9:25 PM
648	76543	10/8/2019 9:23 PM
649	76543	10/8/2019 9:22 PM
650	76543	10/8/2019 9:22 PM
651	76543	10/8/2019 9:20 PM
652	76543	10/8/2019 9:19 PM
653	76543	10/8/2019 9:19 PM
654	76543	10/8/2019 9:15 PM
655	76543	10/8/2019 9:13 PM
656	76543	10/8/2019 9:13 PM
657	76543	10/8/2019 9:12 PM
658	76543	10/8/2019 9:12 PM
659	76543	10/8/2019 9:08 PM
660	76543	10/8/2019 9:07 PM
661	76543	10/8/2019 9:06 PM
662	76543	10/8/2019 9:02 PM
663	76543	10/8/2019 9:01 PM
664	76543	10/8/2019 9:01 PM
665	76543	10/7/2019 1:24 PM

Q2 1. How would you rate the condition of parks and recreation on Hilton Head Island? 1. ¿Cómo calificaría la condición de parques y recreación en Hilton Head Island?

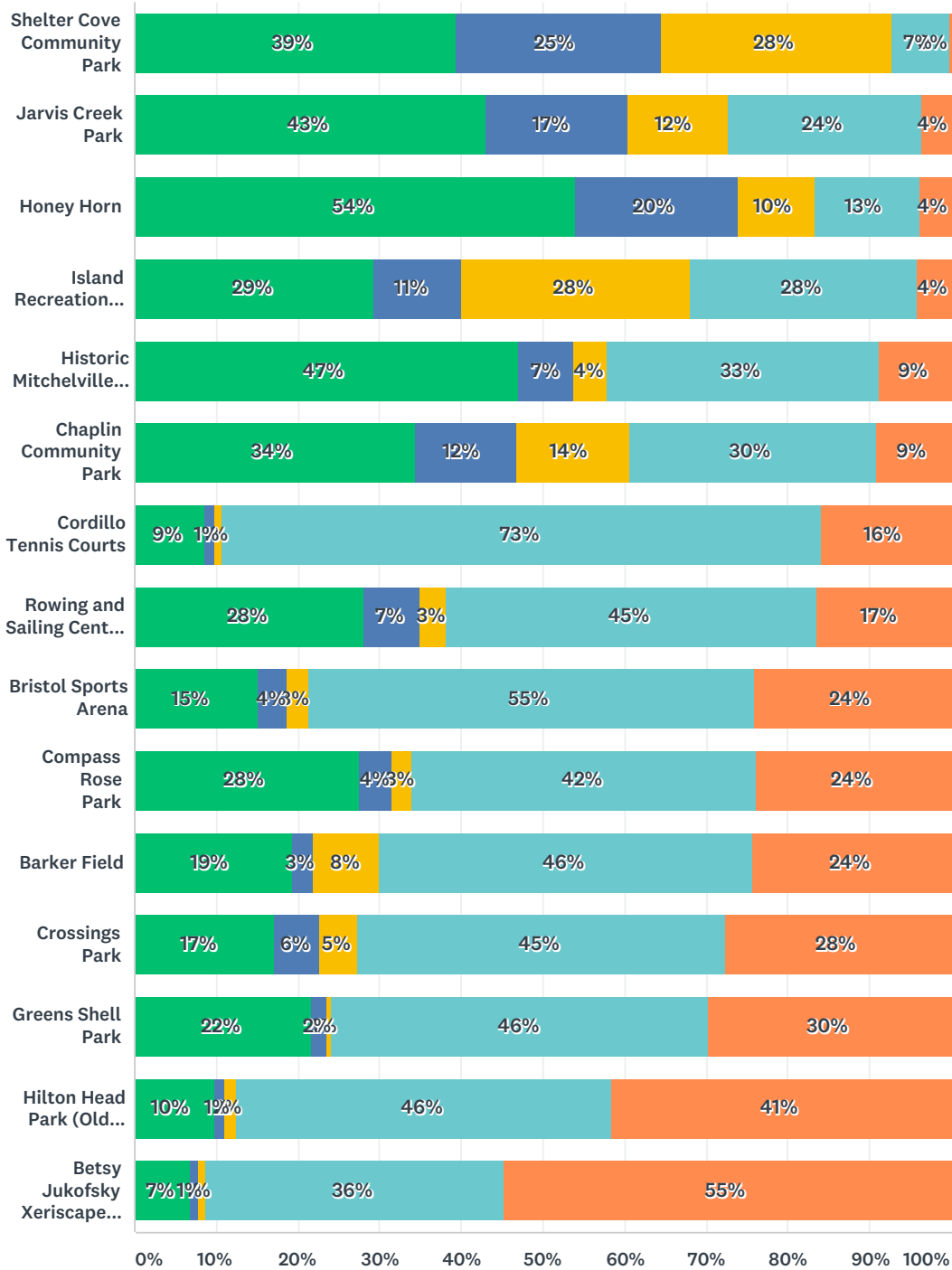
Answered: 640 Skipped: 25



ANSWER CHOICES	RESPONSES
"Good" = good condition with few or no maintenance problems "Bueno" = buen estado con pocos o ningún problema de mantenimiento	46% 295
"Fair" = fair condition and overall adequate but needs updating "Aceptable" = buen estado y en general adecuado pero necesita actualización	33% 214
"Poor" = worn but functional and needs attention "Pobre" = desgastado pero funcional y necesita atención	8% 49
Varies by park (Varía según el parque)	13% 82
TOTAL	640

Q3 2. For each of the parks listed below, please indicate how often you and or members of your household have visited the park in the last 12 months.2. Para cada uno de los parques enumerados a continuación, indique con qué frecuencia usted o los miembros de su hogar han visitado el parque en los últimos 12 meses.

Answered: 572 Skipped: 93



- 1-5 visits(1 a 5 visitas)
- 6-11 visits(6 a 11 visitas)
- 12 or more visits(12 visitas o más)
- No visits in the last 12 months(Ninguna visita en los últimos 12 meses)
- Not aware of this park(No conozco este parque)

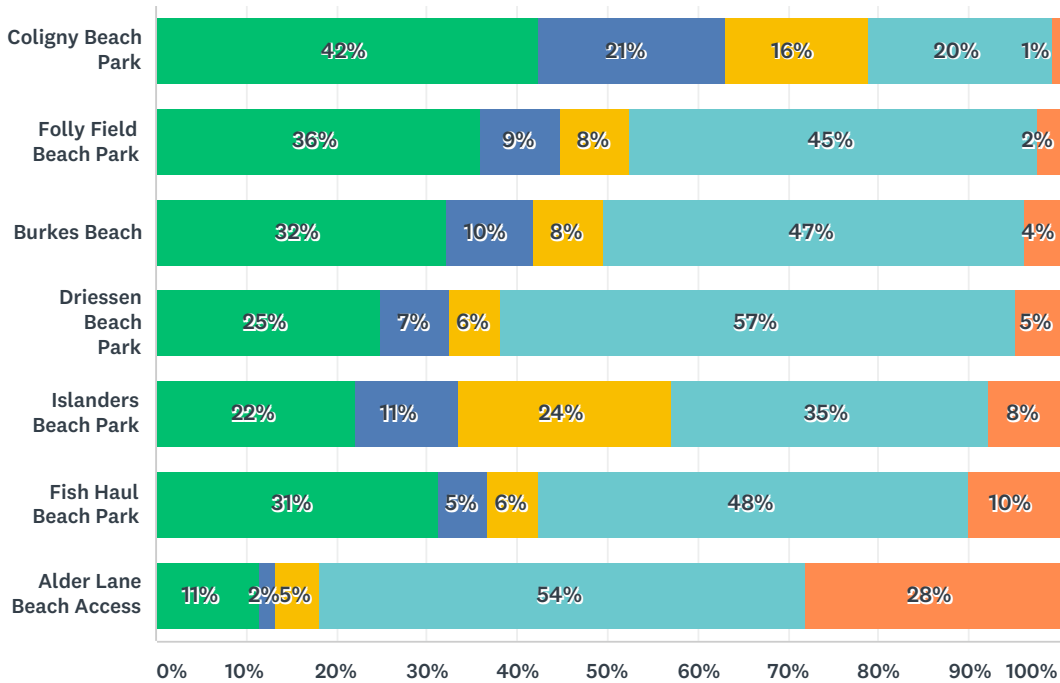
	1-5 VISITS(1 A 5 VISITAS)	6-11 VISITS(6 A 11 VISITAS)	12 OR MORE VISITS(12 VISITAS O MÁS)	NO VISITS IN THE LAST 12 MONTHS(NINGUNA VISITA EN LOS ÚLTIMOS 12 MESES)	NOT AWARE OF THIS PARK(NO CONOZCO ESTE PARQUE)	TOTAL

Town of Hilton Head Island Parks Survey
 Encuesta de parques de la ciudad de Hilton Head Island **DRAFT**

Shelter Cove Community Park	39% 218	25% 140	28% 157	7% 39	0% 1	555
Jarvis Creek Park	43% 232	17% 94	12% 67	24% 128	4% 19	540
Honey Horn	54% 289	20% 106	10% 51	13% 69	4% 20	535
Island Recreation Center	29% 159	11% 58	28% 153	28% 151	4% 23	544
Historic Mitchelville Freedom Park	47% 249	7% 37	4% 21	33% 177	9% 47	531
Chaplin Community Park	34% 185	12% 67	14% 75	30% 162	9% 50	539
Cordillo Tennis Courts	9% 44	1% 6	1% 5	73% 377	16% 81	513
Rowing and Sailing Center at Squire Pope Community Park	28% 146	7% 36	3% 16	45% 236	17% 86	520
Bristol Sports Arena	15% 77	4% 18	3% 13	55% 278	24% 123	509
Compass Rose Park	28% 142	4% 20	3% 13	42% 217	24% 123	515
Barker Field	19% 101	3% 14	8% 42	46% 241	24% 128	526
Crossings Park	17% 87	6% 28	5% 23	45% 228	28% 141	507
Greens Shell Park	22% 110	2% 9	1% 3	46% 235	30% 151	508
Hilton Head Park (Old Schoolhouse Park)	10% 50	1% 6	2% 8	46% 235	41% 212	511
Betsy Jukofsky Xeriscape Garden	7% 35	1% 5	1% 4	36% 186	55% 280	510

Q4 3. For each of the beach parks listed below, please indicate how often you and or members of your household have visited the beach park in the last 12 months. 3. Para cada uno de los parques de playa enumerados a continuación, indique con qué frecuencia usted y los miembros de su hogar han visitado el parque de playa en los últimos 12 meses.

Answered: 567 Skipped: 98



- 1-5 visits(1 a 5 visitas)
- 6-11 visits(6 a 11 visitas)
- 12 or more visits(12 visitas o más)
- No visits in the last 12 months(Ninguna visita en los últimos 12 meses)
- Not aware of this park(No conozco este parque)

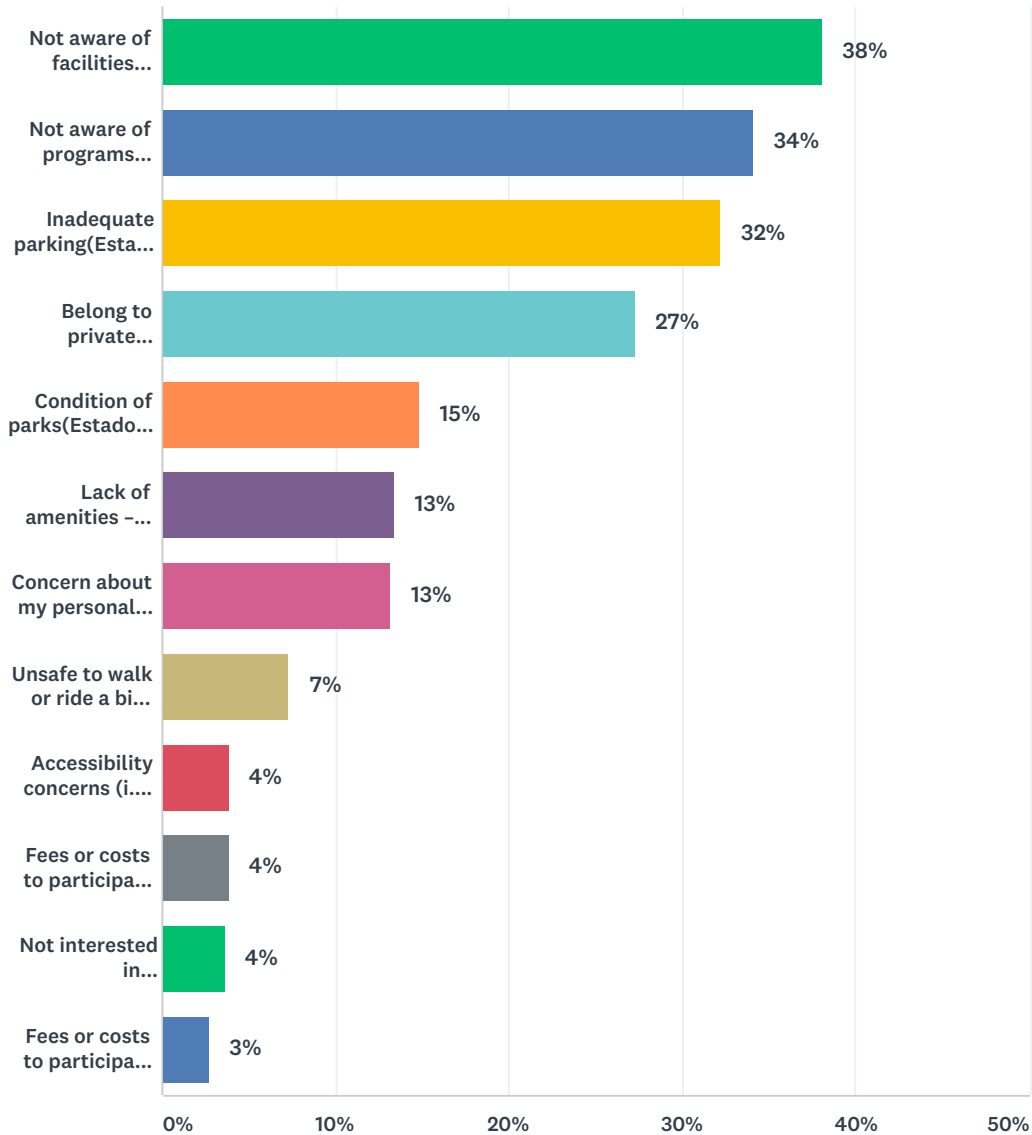
	1-5 VISITS(1 A 5 VISITAS)	6-11 VISITS(6 A 11 VISITAS)	12 OR MORE VISITS(12 VISITAS O MÁS)	NO VISITS IN THE LAST 12 MONTHS(NINGUNA VISITA EN LOS ÚLTIMOS 12 MESES)	NOT AWARE OF THIS PARK(NO CONOZCO ESTE PARQUE)	TOTAL
Coligny Beach Park	42% 236	21% 115	16% 89	20% 112	1% 5	557
Folly Field Beach Park	36% 196	9% 48	8% 42	45% 246	2% 13	545
Burkes Beach	32% 169	10% 51	8% 41	47% 246	4% 20	527
Driessen Beach Park	25% 131	7% 39	6% 30	57% 299	5% 25	524

Town of Hilton Head Island Parks Survey
 Encuesta de parques de la ciudad de Hilton Head Island **DRAFT**

Islanders Beach Park	22% 119	11% 61	24% 127	35% 189	8% 42	538
Fish Haul Beach Park	31% 167	5% 29	6% 30	48% 254	10% 53	533
Alder Lane Beach Access	11% 59	2% 10	5% 25	54% 278	28% 146	518

Q5 4. Please indicate if any of the following prevents you and/or members of your household from using Hilton Head Island's parks, recreation facilities or pathways? Please check all that apply. 4. Indique si alguno de los siguientes le impide a usted y / o miembros de su hogar usar los parques, instalaciones o senderos de Hilton Head Island. Por favor marque todos los que apliquen.

Answered: 410 Skipped: 255



ANSWER CHOICES	RESPONSES	
Not aware of facilities available(No conozco las instalaciones disponibles)	38%	156
Not aware of programs available(No conozco los programas disponibles)	34%	140
Inadequate parking(Estacionamiento inadecuado)	32%	132

Town of Hilton Head Island Parks Survey
 Encuesta de parques de la ciudad de Hilton Head Island **DRAFT**

Belong to private organization that meets my recreation needs(Pertenezco a una organización privada que satisface mis necesidades de recreación)	27%	112
Condition of parks(Estado de los parques)	15%	61
Lack of amenities – please explain(Falta de servicios, explique)	13%	55
Concern about my personal safety at parks (i.e. crime, off-leash dogs, unsafe equipment)(Me preocupa mi seguridad personal en los parques (es decir, delitos, perros sin correa, equipos inseguros))	13%	54
Unsafe to walk or ride a bike to local parks(Es inseguro ir caminando o en bicicleta a los parques locales)	7%	30
Accessibility concerns (i.e. lacks wheelchair access)(Problemas de accesibilidad (falta acceso para sillas de rueda))	4%	16
Fees or costs to participate are too high relative to other comparable options(Las tarifas o los costos para participar son demasiado altos en relación con otras opciones comparables)	4%	16
Not interested in recreation(No me interesa la recreación)	4%	15
Fees or costs to participate are too high(Las tarifas o los costos para participar son demasiado altos.)	3%	11
Total Respondents: 410		

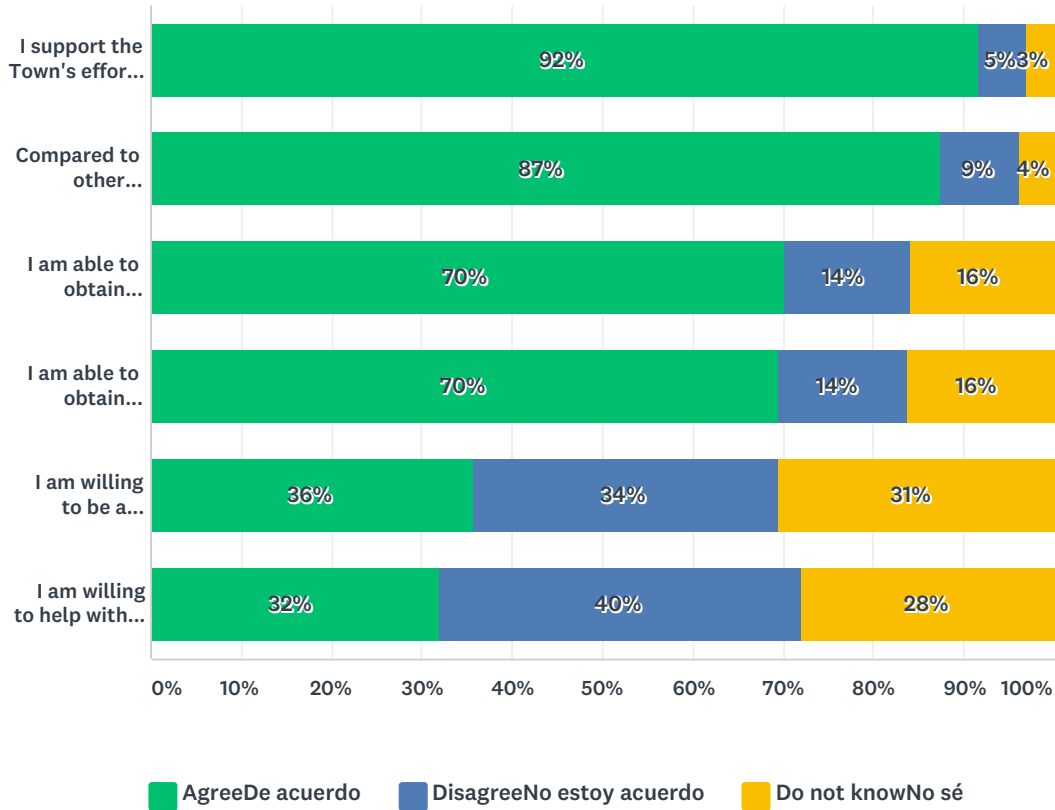
#	LACK OF AMENITIES – PLEASE EXPLAIN(FALTA DE SERVICIOS, EXPLIQUE)	DATE
1	no dedicated pickleball courts	10/30/2019 10:13 PM
2	Bathrooms with children’s changing tables	10/28/2019 10:01 PM
3	no bathrooms Adriana	10/28/2019 5:10 PM
4	Public pickleball courts desperately needed on island	10/28/2019 4:46 PM
5	Pickleball	10/28/2019 10:55 AM
6	Love our parks	10/25/2019 7:27 PM
7	Need more pickleball courts	10/25/2019 5:49 PM
8	Depending on what I am looking for that particular day.	10/25/2019 4:12 PM
9	Seniors exercise stations, free pickle ball courts, walking tracks, etc.	10/25/2019 3:34 PM
10	ITS JUST TOO DARN HOT	10/25/2019 3:00 PM
11	Lack of restrooms at cordillera courts, surface of courts are way too tacky and dangerous. Very easy to trip.	10/22/2019 3:21 AM
12	beauty of parks are overwhelmed with construction of new developments (apartment buildings, condos just not inviting	10/21/2019 4:59 PM
13	condition Need better field condition	10/21/2019 2:03 PM
14	would like kayaks to rent	10/20/2019 6:02 PM
15	condition HHI’s parks in general are lackluster compared to others that my family and I have visited. Particularly the youth sports parks/complexes. Chaplin Park is huge and has great potential to add modern amenities that I have seen at other baseball/soccer fields that are located in small towns/rural communities across South Carolina and Georgia. Even Hardeeville has a far superior sports complex. Walterboro, Statesboro, Effingham,	10/20/2019 4:10 PM
16	---	10/19/2019 11:37 PM
17	condition Run down	10/18/2019 1:07 AM
18	Lack of concessions	10/17/2019 12:02 AM
19	condition No turf	10/16/2019 4:33 PM
20	condition Public Bathrooms, Parking, field conditions, turf fields	10/16/2019 4:08 PM
21	playground, fields	10/16/2019 3:41 PM
22	condition Not Clean as it should	10/16/2019 3:28 PM

Town of Hilton Head Island Parks Survey
 Encuesta de parques de la ciudad de Hilton Head Island **DRAFT**

23	condition fields are overused	10/16/2019 3:14 PM
24	Island Rec new facilities look great, but way too expensive for a working family to afford monthly.	10/16/2019 2:31 PM
25	Need more morning classes	10/15/2019 4:48 PM
26	condition bathrooms, water, lights	10/15/2019 3:26 PM
27	We need More shade at playground	10/15/2019 10:54 AM
28	I	10/15/2019 2:16 AM
29	racketball courts	10/14/2019 5:02 PM
30	condition Our parks are an embarrassment. We have a good start with the land but often the are impossible to get to and if you do there is no sitting areas or gathering spots. The town seems to be more concerned with keeping the riffraff off of the park areas and intern keep the entire town off I heard Mayor Ryley speak last week and he viewed his largest accomplishment is giving parts to all the people. It's very important we have many fine areas that need sitting areas and parking areas for cars to park at Port Royal the old golf course would make the crown jewel of Hilton Head. I strongly believe we need to focus heavily on these areas and spend heavily over the next 510 or 15 years	10/13/2019 6:05 PM
31	Pickleball need more pickleball courts	10/13/2019 2:28 AM
32	Our parks are boring	10/12/2019 9:58 PM
33	No soccer goals that are open to the public	10/12/2019 12:58 PM
34	Pickleball limited or no pickleball	10/11/2019 8:32 PM
35	Pickleball Would like to see more Pickleball venues.	10/11/2019 6:50 PM
36	trails in the woods	10/11/2019 6:34 PM
37	Pickleball Lack of Pickleball	10/11/2019 6:10 PM
38	Pickleball My interest is in playing pickleball. Public facilities for pickleball on the island are poor to say the least.	10/11/2019 4:02 PM
39	north end resident; for beach prefer amenities at Driessen Beach Park, so will pay park fees	10/11/2019 4:00 PM
40	Not enough park spaces	10/11/2019 3:50 PM
41	No shade structure at Barker field water side soccer fields	10/11/2019 2:19 PM
42	Pickleball Need more pickleball courts with bathrooms	10/11/2019 12:00 PM
43	Pickleball Permanent Pickleball courts	10/11/2019 11:23 AM
44	more picnic equipement	10/10/2019 8:31 PM
45	Pickleball No permanent Pickleball facilities	10/10/2019 8:03 PM
46	parking	10/10/2019 12:24 AM
47	small pool with limited time for lap swim	10/9/2019 7:51 PM
48	More saltwater Fishing Docks & areas please	10/9/2019 6:46 PM
49	condition The parks are dirty, ill-kempt and why aren you people having this in Spanish! I speak Spanish fluently, but English is the language of this country!	10/9/2019 6:07 PM
50	Fire ants in sand at Jarvis creek playground	10/9/2019 6:05 PM
51	No racquetball	10/9/2019 10:29 AM
52	exercise	10/8/2019 11:06 PM
53	Pool at Rec Center is small and the open lap swim hours are limited	10/8/2019 10:10 PM
54	Only one backboard at Chaplin Park tennis	10/8/2019 9:49 PM
55	Bathrooms	10/8/2019 9:23 PM

Q6 5. Please indicate if you agree, disagree or do not know about the following statements: 5. Indique si está de acuerdo o en desacuerdo con las siguientes afirmaciones, o si no sabe lo que se expresa:

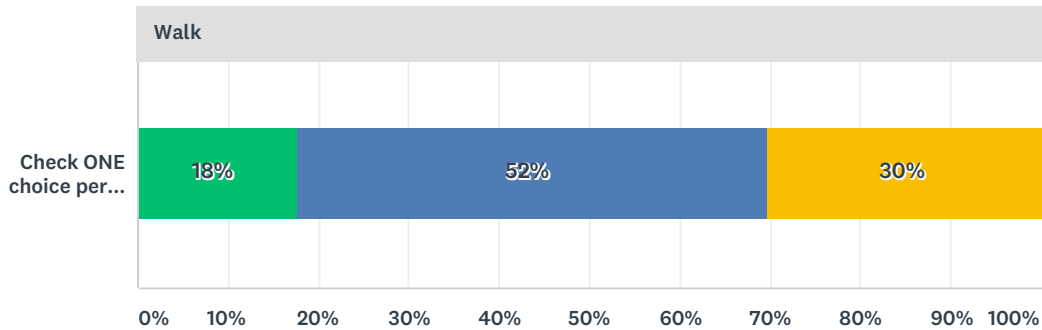
Answered: 554 Skipped: 111



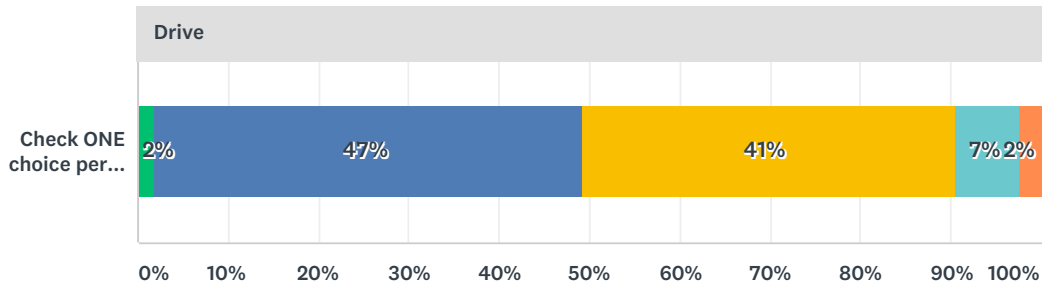
	AGREE DE ACUERDO	DISAGREE ESTOY EN desacuerdo	DO NOT KNOW NO sé	TOTAL
I support the Town's effort to improve parks and recreation facilities and programs on Hilton Head Island over time as funding options become available. (Apoyo el esfuerzo de la ciudad para mejorar los parques y las instalaciones y programas de recreación en Hilton Head Island con el tiempo a medida que las opciones de financiamiento estén disponibles.)	92% 506	5% 29	3% 17	552
Compared to other priorities (public safety, streets, utilities, schools), parks and recreation is important to our community. (En comparación con otras prioridades (seguridad pública, calles, servicios públicos, escuelas), los parques y la recreación son importantes para nuestra comunidad.)	87% 480	9% 48	4% 21	549
I am able to obtain information about parks and recreation facilities. (Puedo obtener información sobre parques e instalaciones recreativas.)	70% 385	14% 78	16% 87	550
I am able to obtain information about programs and events. (Puedo obtener información sobre programas y eventos.)	70% 383	14% 78	16% 90	551
I am willing to be a volunteer to improve our parks. (Estoy dispuesto(a) a ser voluntario(a) para mejorar nuestros parques.)	36% 196	34% 184	31% 167	547
I am willing to help with fundraisers to improve our parks. (Estoy dispuesto(a) a ayudar con recaudación de fondos para mejorar nuestros parques.)	32% 175	40% 219	28% 153	547

Q7 6. How far would you be willing to walk, drive, or ride a bicycle to parks and recreation facilities. 6. ¿Hasta qué punto estaría dispuesto a caminar, conducir o andar en bicicleta a parques e instalaciones recreativas?

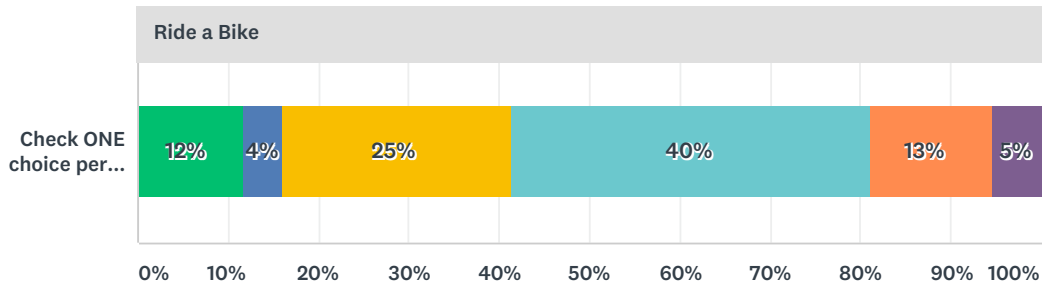
Answered: 541 Skipped: 124



Would not walk Up to 1 mile 1-2 miles



Would not drive Under 15 minutes 15-30 minutes 30-45 minutes 45+ minutes



Would not bike Up to 1 miles 1-2 miles 2-5 miles 5-10 miles 10+ miles

Mode	WOULD NOT WALK	UP TO 1 MILE	1-2 MILES	TOTAL
Walk	18%	52%	30%	100%

Town of Hilton Head Island Parks Survey
 Encuesta de parques de la ciudad de Hilton Head Island **DRAFT**

Check ONE choice per drop-down menu(Marque UNA opción por menú desplegable) 18% 52% 30% 512
 90 267 155

Drive						
	WOULD NOT DRIVE	UNDER 15 MINUTES	15-30 MINUTES	30-45 MINUTES	45+ MINUTES	TOTAL

Check ONE choice per drop-down menu(Marque UNA opción por menú desplegable) 2% 47% 41% 7% 2%
 8 205 179 31 10 433

Ride a Bike							
	WOULD NOT BIKE	UP TO 1 MILES	1-2 MILES	2-5 MILES	5-10 MILES	10+ MILES	TOTAL

Check ONE choice per drop-down menu(Marque UNA opción por menú desplegable) 12% 4% 25% 40% 13% 5%
 43 16 93 146 49 20 367

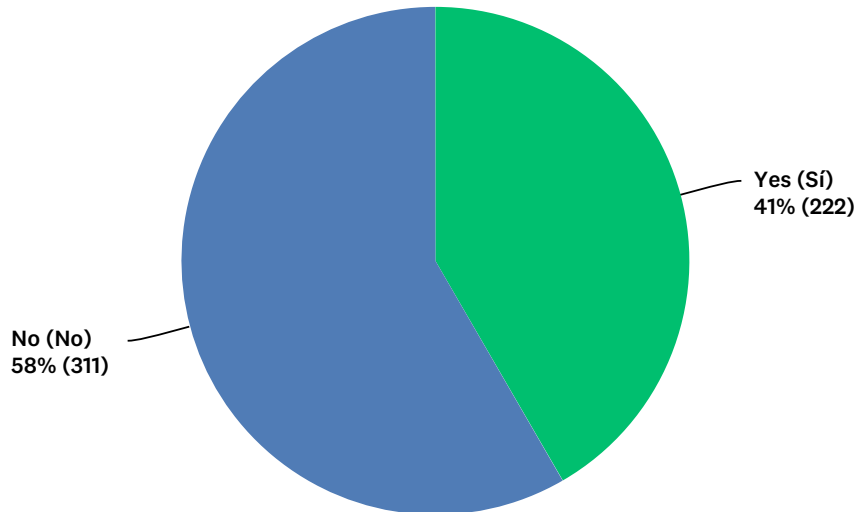
#	IF YOU WOULD NOT WALK, DRIVE OR BICYCLE, WHY?SI NO CAMINARÍAS, CONDUCIRÍAS O ANDARÍAS EN BICICLETA, ¿POR QUÉ?	DATE
1	have plenty of recreation facilities within community therefore do not need more parks, but community needs a cultural center to survive trends	10/30/2019 1:45 AM
2	We are Seniors	10/28/2019 5:10 PM
3	Crazy drivers	10/28/2019 5:03 PM
4	15 miles	10/28/2019 4:48 PM
5	Husband has a bad foot. Can walk a few blocks	10/28/2019 10:57 AM
6	Convenient	10/27/2019 11:09 PM
7	Unless there is a facility in Sea Pines, walking just wouldn't be an option	10/27/2019 10:44 PM
8	Too old and not in best of shape	10/26/2019 1:07 PM
9	Traffic issues	10/26/2019 4:29 AM
10	The parks are too far to walk to and I do not ride a bike.	10/25/2019 9:49 PM
11	Health reasons .. not walk or bike	10/25/2019 8:55 PM
12	I dont know why are you asking this question? I said I would walk, bike or drive to the parks?	10/25/2019 8:22 PM
13	too much traffic	10/25/2019 7:17 PM
14	biking from HHP to parks is not safe	10/25/2019 5:21 PM
15	H ave all the private recreation in Shipyard. Not interested in anything that will raise taxes.	10/25/2019 4:47 PM
16	Health Issues	10/25/2019 4:17 PM
17	too far to walk. this is NOT a walking community	10/25/2019 3:52 PM
18	Not confident in my ability to ride a bike distances	10/25/2019 3:46 PM
19	don't own a bike	10/25/2019 3:09 PM
20	TOO HOT TO WALK OR BIKE.	10/25/2019 3:02 PM
21	Wheelchair	10/25/2019 3:00 PM
22	12	10/25/2019 2:48 PM
23	It's not safe to walk or bike to a park from where my home is (no sidewalks). I'd prefer to drive, but there is too much traffic because of over development.	10/21/2019 5:03 PM
24	As a young family, we usually have a lot of equipment and supplies to haul; this is not practical for us to walk 1 mile with loads of stuff that we will need for our visit or event.	10/20/2019 4:14 PM
25	We'd bike or drive rather than walk.	10/19/2019 4:41 PM
26	Poorly worded question.	10/18/2019 1:52 PM
27	community parks have no value for me	10/16/2019 9:12 PM

Town of Hilton Head Island Parks Survey
Encuesta de parques de la ciudad de Hilton Head Island **DRAFT**

28	Would drive or bike	10/14/2019 7:07 PM
29	Would just bike or trike as that's what we do for part of our fitness and leisure anyway.	10/14/2019 5:00 PM
30	Nothing close to even consider walking	10/13/2019 7:38 PM
31	I would drive or bike.	10/13/2019 7:24 PM
32	Too far in a gated community	10/13/2019 3:54 PM
33	Biking on our island has become too dangerous in the past 2 years. Tourists don't know how to drive or bike correctly following safety rules. Especially the tourist bikers.	10/13/2019 2:38 PM
34	Bad knee does not allow me to bike	10/13/2019 2:30 AM
35	safety in traffic	10/11/2019 7:40 PM
36	Excercise and less carbon print.	10/11/2019 6:52 PM
37	Bike	10/11/2019 4:31 PM
38	Living on the north end of the island, I prefer parks more convenient to me rather than going to Coligny, but we'll go to Coligny sometimes if parking-traffic is not an issue, which is usually off-season.	10/11/2019 4:05 PM
39	adequate parking should be provided or there is a design issue with the facility	10/11/2019 4:04 PM
40	Environmental, congestion	10/11/2019 1:09 PM
41	Live too far in the back of our neighborhood to walk or bike. Also not comfortable biking on 278.	10/11/2019 12:03 PM
42	phylical handicap	10/11/2019 12:39 AM
43	I have walking issues due to ankle injuries	10/10/2019 8:33 PM
44	Safety concerns	10/10/2019 2:47 AM
45	a bike is more convenient - and the bike paths are superior!	10/10/2019 2:10 AM
46	Not safe to bike on this island at all!	10/10/2019 12:45 AM
47	Do not currently own a bicycle	10/9/2019 11:33 PM
48	my age	10/9/2019 11:11 PM
49	Parks are too far from our residence for my children to bik/walk.	10/9/2019 9:56 PM
50	81 years old	10/9/2019 9:25 PM
51	Not safe to walk	10/9/2019 9:07 PM
52	Have all I need in HHP	10/9/2019 8:18 PM
53	Safety	10/9/2019 7:57 PM
54	I live in HH Plantation - walking/biking from our house would be at least 2miles before we are out the gate.	10/9/2019 7:08 PM
55	Walking is too far, biking is also a long distance to parks	10/9/2019 6:51 PM
56	Not enough bike access from where I live	10/9/2019 6:48 PM
57	Bicycle because it is heathy, if the parks were safe and clean	10/9/2019 6:09 PM
58	81 years old	10/9/2019 12:45 AM
59	I do not own a bicycle	10/8/2019 10:31 PM
60	I mostly use parks to walk my dog. Bicycling to a park to walk my dog doesn't make logistical sense.	10/8/2019 10:12 PM
61	Bad leg	10/8/2019 9:27 PM
62	Only ride trike. Live in Sea Pines. Too far to walk to get to public parks.	10/8/2019 9:18 PM
63	arthritis	10/8/2019 9:04 PM

Q8 7. Do you travel outside Hilton Head Island to use parks and recreation facilities? 7. ¿Viaja fuera de Hilton Head Island para usar parques e instalaciones recreativas?

Answered: 535 Skipped: 130



ANSWER CHOICES	RESPONSES	
Yes (Sí)	41%	222
No (No)	58%	311
TOTAL		535

#	IF SO, WHERE AND WHY? SI LA RESPUESTA ES SÍ, ¿DÓNDE Y POR QUÉ?	DATE
1	Bluffton/USCB	11/1/2019 5:56 PM
2	Sun City Hilton Head to play pickleball on dedicated courts	10/30/2019 10:17 PM
3	Georgia, clothing optional	10/30/2019 1:48 AM
4	To visit international, national & state parks, to hike in mountainous areas, to play golf in new areas, and to visit family.	10/29/2019 8:33 PM
5	Hunting Island, Beaufort. Diversity, scenery,	10/29/2019 12:32 PM
6	Bluffton	10/29/2019 11:25 AM
7	Hunting Island	10/28/2019 8:20 PM
8	spanish moss trail - cool path that feels safer than HHI's bike paths. Daughter plays lacrosse on amazing turf field in Savannah at Daffin Park	10/28/2019 7:35 PM
9	Beaufort, Florida, GA - the experience. It's typically a cost effective way to gain access to either nature or public beach access and most often has public facilities such as restrooms.	10/28/2019 5:52 PM
10	To play Pickleball on Sundays or after work.	10/28/2019 5:30 PM
11	beaufort	10/28/2019 3:48 PM
12	Pickney Island	10/28/2019 2:47 PM
13	Various vacation spots, Florida, Texas, Minnesota, ect	10/28/2019 12:12 PM
14	diversity	10/28/2019 12:09 PM

Town of Hilton Head Island Parks Survey
Encuesta de parques de la ciudad de Hilton Head Island **DRAFT**

15	Pinckney Island	10/28/2019 11:00 AM
16	Beaufort, Bluffton	10/28/2019 10:19 AM
17	Bluffton	10/28/2019 7:05 AM
18	Bluffton	10/27/2019 7:50 PM
19	Live in Bluffton	10/27/2019 12:12 PM
20	Use to travel for kids sports access practice and games	10/26/2019 4:36 AM
21	Camping and kayaking	10/25/2019 7:52 PM
22	Anytime I leave the area, I am a big walker & like biking	10/25/2019 7:20 PM
23	huntington beach--diversity	10/25/2019 5:29 PM
24	Bluffton Rec Center	10/25/2019 5:23 PM
25	Fraser park, Bluffton Symphony event	10/25/2019 5:16 PM
26	Bluffton	10/25/2019 4:31 PM
27	RV Travel	10/25/2019 4:20 PM
28	Bluffton and Beaufort	10/25/2019 4:19 PM
29	Bluffton has better parks for children.	10/25/2019 4:15 PM
30	The Adirondecks	10/25/2019 4:06 PM
31	Pinckney island	10/25/2019 3:43 PM
32	Ride bike in Bluffton	10/25/2019 3:40 PM
33	State parks; public hiking trails	10/25/2019 3:25 PM
34	Splash in the Boro in Statesboro, Ga. Because it is an outstanding public waterpark venue.	10/25/2019 3:07 PM
35	EUROPE WAS WONDERFUL PARKS, TOWN SQUARES ETC, FULL OF HISTORY,ETC.	10/25/2019 3:05 PM
36	Hunting Isle	10/25/2019 2:55 PM
37	State Parks and parks in other towns(bluffton, Beaufort, Savannah)	10/22/2019 9:20 PM
38	National and state parks for hiking, recreation	10/22/2019 6:09 PM
39	Go various places for birding	10/22/2019 3:24 PM
40	Travel on a regular basis to use our family's travel trailer, to fish, to surf, and just generally explore our region and state	10/21/2019 7:52 PM
41	More scenic and much less development ---- id rather boat to a location.	10/21/2019 5:11 PM
42	DuBois Park Bluffton - great shade, walking distance to shopping and lunch. (What Shelter Cove COULD be with more/better shade)	10/21/2019 4:46 PM
43	Bluffton, Savannah and Charleston - Events	10/21/2019 3:14 PM
44	Hardeeville/Greenville/Lexington/mt Pleasant complex, amazing fields	10/21/2019 2:06 PM
45	Hardeeville soccer field for my sons soccer practice, due to poor condition of hilton head soccer fields	10/21/2019 1:43 AM
46	Camping - Charleston, etc	10/21/2019 12:32 AM
47	Hardeville, Bluffton. Better conditions	10/20/2019 11:59 PM
48	Savannah for 50 meter pool	10/20/2019 6:04 PM
49	All over SC and Georgia for kids sporting events. The vast majority of these facilities are modernized, amenitized, and have plenty of room for large events.	10/20/2019 4:19 PM
50	All over the southeast for my children's soccer games and swim meets and personally for triathlons.	10/20/2019 3:44 PM
51	Beaufort County Rec Center in Bluffton to play racquetball	10/19/2019 7:57 PM

Town of Hilton Head Island Parks Survey
 Encuesta de parques de la ciudad de Hilton Head Island **DRAFT**

52	Usually, Bluffton for tennis matches.	10/19/2019 6:55 PM
53	Hunting Island, Savannah wildlife refuge, Pinckney island, The CC Haigh Jr. boat landing	10/19/2019 4:47 PM
54	Charleston, Folly Beach, Edisto	10/18/2019 10:39 PM
55	Take bikes to other bike trails, like in Bluffton. Enjoy area in Beaufort as well.	10/18/2019 3:33 PM
56	Dog walks	10/18/2019 1:56 PM
57	Baltimore, MD; Washington, DC; California, Ontario, Canada - These are places I visit regularly and have the best facilities	10/18/2019 11:24 AM
58	Greenville, SC	10/17/2019 7:32 PM
59	Places to launch Kayaks	10/17/2019 6:57 PM
60	Bluffton and Palmetto Bluff for bicycle riding	10/17/2019 6:29 PM
61	Hardeeville- with Tormenta soccer team	10/17/2019 12:06 AM
62	Soccer Greenville, Statesboro, Macon	10/16/2019 6:12 PM
63	Varies, travel soccer and tournaments	10/16/2019 6:09 PM
64	Hardeeville	10/16/2019 5:00 PM
65	Hardeeville, Bluffton, because they have better soccer fields	10/16/2019 4:58 PM
66	Soccer games	10/16/2019 4:57 PM
67	Soccer facilities in Jasper County are better.	10/16/2019 4:34 PM
68	Jasper County parks are in better conditions than Beaufort County park	10/16/2019 4:14 PM
69	Hardeeville	10/16/2019 3:55 PM
70	Hardeeville - their facility is amazing.	10/16/2019 3:51 PM
71	hardeeville, beaufort	10/16/2019 3:44 PM
72	Hardeeville , better fields	10/16/2019 3:31 PM
73	Hardeeville savannah soccer	10/16/2019 3:27 PM
74	bluffton, hardeeville	10/16/2019 3:24 PM
75	Bluffton and Hardeeville due to better accessible facilities	10/16/2019 3:16 PM
76	Bluffton for the train park and shrimp boat park. These are great for the kids and would love to have more novelty parks on HHI, actually a little frustrated that Bluffton keeps getting so many great parks, while HHI has only gotten the Island Rec which is way too expensive to join.	10/16/2019 2:36 PM
77	Bluffton, Beaufort County, State PARks, National Parks	10/16/2019 12:24 PM
78	Like fitness center and classes offered	10/16/2019 5:18 AM
79	Savannah Wildlife Refuge	10/16/2019 2:21 AM
80	Spanish Moss Trail-biking	10/16/2019 1:59 AM
81	out of state because of interest!	10/16/2019 1:23 AM
82	Hunting Island	10/15/2019 8:14 PM
83	Some nice facilities	10/15/2019 3:31 PM
84	Bluffton	10/15/2019 2:33 PM
85	Beaufort and Pickney Island and new river boat landing	10/15/2019 2:31 PM
86	Bluffton, Ridgeland, Savannah	10/15/2019 2:19 PM
87	Bluffton	10/15/2019 1:51 PM
88	Different offerings	10/15/2019 12:36 PM
89	Sometimes bluffton playground	10/15/2019 10:56 AM

Town of Hilton Head Island Parks Survey
Encuesta de parques de la ciudad de Hilton Head Island **DRAFT**

90	Forsyth Park- enjoy the amount of green space, people watching, playing sports and playgrounds and food all available AND the skate park in bluffton as the kids really enjoy it and more people are there	10/14/2019 7:50 PM
91	Hardeeville (for SCISA regional football,) Hampton/Beaufort/Allendale/Estill/Walterboro/Bluffton for Lowcountry Youth Football games	10/14/2019 7:32 PM
92	Bluffton Hardeeville Savannah Richmond Hill	10/14/2019 7:10 PM
93	River rafting	10/14/2019 5:06 PM
94	there's so much to see and experience here in the low country!	10/14/2019 3:14 PM
95	Bluffton	10/14/2019 1:56 PM
96	Just to visit and see. Not a substitute for Hilton Head but an addition to Hilton Head	10/14/2019 1:18 PM
97	Bluffton dog park. Nicer than HHI.	10/14/2019 1:05 PM
98	Kayaking other places	10/14/2019 3:36 AM
99	Bluffton	10/14/2019 12:56 AM
100	bluffton, family uses those facilities	10/13/2019 10:13 PM
101	State Capitol area visits	10/13/2019 9:50 PM
102	No public tennis available but one location All at Rec. Center, High School and Middle School locked...Why? Aren't they public. Did we not pay taxes for them.	10/13/2019 7:41 PM
103	Hardeeville - Tormenta Soccer	10/13/2019 7:37 PM
104	When visiting other cities parks or refuge a place to rest a place to observe life. We are missing a huge opportunity here on Hilton head	10/13/2019 6:08 PM
105	Pinckney reserve for biking and photography.	10/13/2019 2:41 PM
106	Revolutionary war sites across our state	10/13/2019 12:50 PM
107	Bluffton and Beaufort to access pickleball courts	10/13/2019 2:35 AM
108	Live in Ohio	10/13/2019 1:13 AM
109	Running events and Pickleball events	10/12/2019 7:52 PM
110	Hardeeville complex, Bluffton Parks, Oscar Frazier, Buckwalter Rec, Bluffton Eagles field. Etc	10/12/2019 2:49 PM
111	Savannah, Hardeeville - Soccer	10/12/2019 2:38 PM
112	Bluffton because the sports fields on Hilton Head are dangerous because they are in such horrible condition	10/12/2019 1:02 PM
113	For softball	10/12/2019 12:54 AM
114	Bluffton	10/12/2019 12:19 AM
115	Pinckney Island to bike, walk, and bird watch	10/11/2019 10:58 PM
116	Bluffton for events	10/11/2019 9:50 PM
117	Bluffton dog park	10/11/2019 8:36 PM
118	During visits to other cities in South Carolina	10/11/2019 8:33 PM
119	Beaufort , variety of trails/sights	10/11/2019 6:54 PM
120	Buford, Savannah. Variety.	10/11/2019 6:14 PM
121	Hunting's	10/11/2019 4:58 PM
122	no	10/11/2019 4:13 PM
123	Travel baseball tournament for the past 6 years. Travel volleyball and sand volley tournaments for the previous 8 years	10/11/2019 4:10 PM
124	Bluffton	10/11/2019 4:07 PM
125	State of MN as well as other travel destinations.	10/11/2019 3:25 PM

Town of Hilton Head Island Parks Survey
 Encuesta de parques de la ciudad de Hilton Head Island **DRAFT**

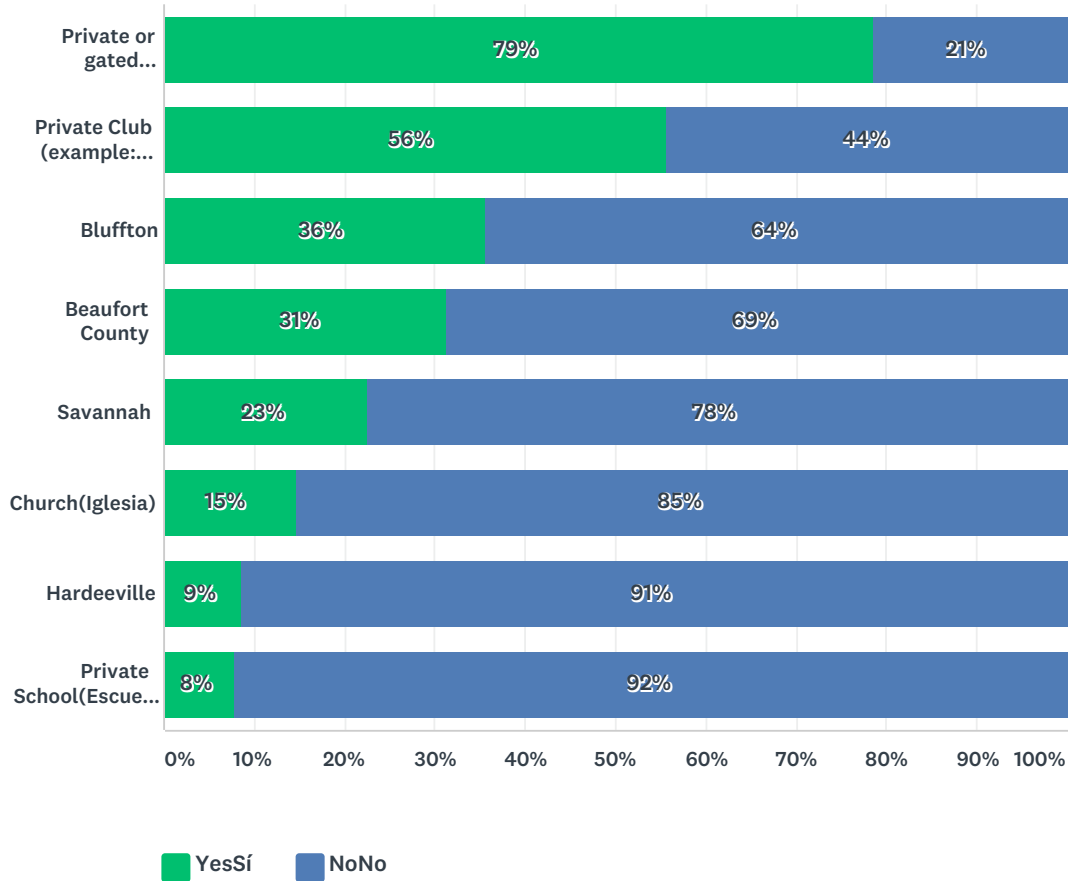
126	Bluffton	10/11/2019 3:23 PM
127	Hardeeville, Savannah and Statesboro - Hardeeville because the Barker field facility was rained out (conditions too poor after 1 day of rain) and Statesboro and the Georgia locations for tournaments because there is not an adequate facility here to hosts tournaments	10/11/2019 2:25 PM
128	Hunting Island - beautiful beach & lighthouse. Pinckney Island - peaceful.	10/11/2019 11:53 AM
129	Key West...	10/11/2019 11:39 AM
130	Beaufort, Bluffton, Savannah, Charleston	10/11/2019 11:27 AM
131	Sun city pickleball	10/11/2019 11:16 AM
132	Port Royal and Beaufort	10/11/2019 1:58 AM
133	N C mountains	10/10/2019 10:09 PM
134	Beaufort, Bluffton - Additional biking trails	10/10/2019 9:35 PM
135	Bluffton to use permanent Pickleball facilities	10/10/2019 8:06 PM
136	When we travel we utilize other parks in other counties and states.	10/10/2019 7:54 PM
137	Various	10/10/2019 4:56 PM
138	Bluffton when they are holding events	10/10/2019 4:46 PM
139	Pinckney Island and Savannah NWR's, as well as Savannah, Beaufort and Charleston water front parks. Also frequent Edisto Beach State Park.	10/10/2019 2:46 PM
140	I enjoy traveling to new places.	10/10/2019 2:38 PM
141	Bluffton, Beaufort, Hardeeville, Savannah - Recreation and Sporting Events	10/10/2019 1:52 PM
142	Bluffton, better maintained	10/10/2019 1:40 PM
143	softball, Bluffton, Rincon, Savannah	10/10/2019 12:37 PM
144	Bluffton	10/10/2019 12:23 PM
145	Pinckney Island. Walking trails with no traffic. Bike trail in Beaufort. It's wider and less traffic	10/10/2019 11:25 AM
146	savannah wildlife refuge, Pinckney Island WLR, Spanish Moss Bike Trail Beaufort	10/10/2019 11:10 AM
147	Bluffton, Beaufort to ride bikes	10/10/2019 1:19 AM
148	Beaufort, Bluffton, Other parts of the state and region	10/10/2019 12:28 AM
149	Various locations for variety	10/9/2019 11:13 PM
150	Pinckney island , upstate	10/9/2019 9:19 PM
151	vacation	10/9/2019 9:08 PM
152	Kayaking sites	10/9/2019 8:56 PM
153	Pinckney Refuge, Savannah	10/9/2019 8:11 PM
154	Petting zoos	10/9/2019 8:02 PM
155	Hunting Island	10/9/2019 7:59 PM
156	Bluffton, Savannah and Charleston	10/9/2019 7:14 PM
157	Golf off island	10/9/2019 7:11 PM
158	Seeking tennis available tennis courts	10/9/2019 7:09 PM
159	Want to explore all the Sea Islands and learn about their historical past. For pleasure, information and recreational use.	10/9/2019 7:07 PM
160	Explore natural areas	10/9/2019 6:45 PM
161	Vacation travel	10/9/2019 6:22 PM
162	SGT. Jasper; Altahama; Victoria Bluff; SNWR; Pinckney Island;	10/9/2019 6:17 PM
163	Soccer and lacrosse	10/9/2019 6:13 PM

Town of Hilton Head Island Parks Survey
 Encuesta de parques de la ciudad de Hilton Head Island **DRAFT**

164	Europe, NYC, Boston, Portland, San Francisco, Los Angeles, Chicago, Dustin/Fort Walton and many others	10/9/2019 6:11 PM
165	Bluffton	10/9/2019 6:09 PM
166	Shrimp boat park in bluffton has turf and an awesome climbing structure.	10/9/2019 6:09 PM
167	beaufort,hunting island -relatives	10/9/2019 5:45 PM
168	pinckney island	10/9/2019 4:56 PM
169	Pinckney Island	10/9/2019 4:54 PM
170	Live 8 months of the year in Upstate New York	10/9/2019 2:26 PM
171	We use other Beaufort County Facilities	10/9/2019 1:33 PM
172	Bluffton - to meet friends	10/9/2019 1:13 PM
173	tennis	10/9/2019 12:07 PM
174	Sun City for their pickleball facilities.	10/9/2019 2:58 AM
175	Have second residence in Indian land	10/9/2019 2:41 AM
176	Chicago lake front visit family	10/9/2019 1:25 AM
177	Tennis courts, county parks and state parks	10/9/2019 12:07 AM
178	Numerous other places for variety	10/8/2019 11:59 PM
179	several parks and trails	10/8/2019 11:13 PM
180	Bluffton dog park	10/8/2019 10:14 PM
181	Bluffton parks for events	10/8/2019 10:00 PM
182	Beaufort, SC. Beautiful waterfront park.	10/8/2019 9:35 PM
183	Florida and Georgia	10/8/2019 9:29 PM
184	Shrimp boat park and train park	10/8/2019 9:27 PM
185	Forsyth park, Savannah	10/8/2019 9:21 PM
186	PINKNEY ISLAND	10/8/2019 9:15 PM
187	State and county parks--Hunting Island, Upstate SC parks, Florida Parks, GA parks: camping, kayaking hiking	10/8/2019 9:08 PM

Q9 8. Do you use recreation facilities offered by a church, other private provider, Beaufort County or other municipal provider? 8. ¿Utiliza instalaciones recreativas ofrecidas por una iglesia, otro proveedor privado, el condado de Beaufort u otro proveedor municipal?

Answered: 536 Skipped: 129

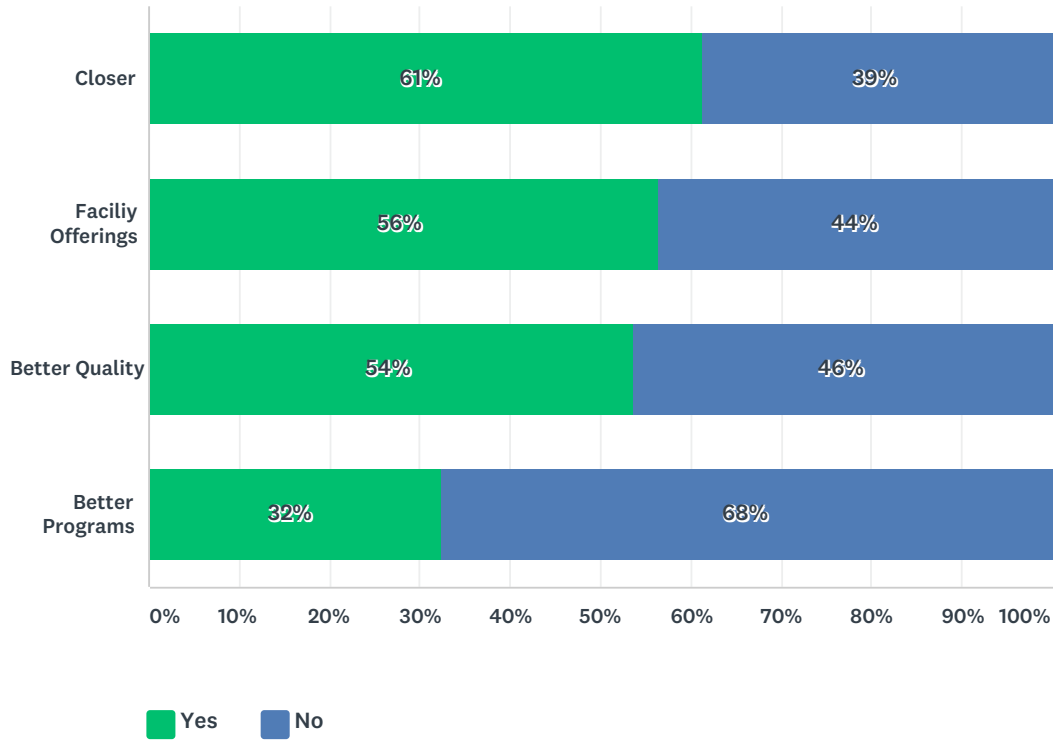


	YESSÍ	NONO	TOTAL
Private or gated neighborhood facilities (Instalaciones privadas o privadas del vecindario)	79% 409	21% 112	521
Private Club (example: country club, health club or gym, exercise studio) (Club privado (por ejemplo, club de campo, club deportivo o gimnasio, estudio de entrenamiento))	56% 286	44% 229	515
Bluffton	36% 174	64% 316	490
Beaufort County	31% 151	69% 330	481
Savannah	23% 108	78% 372	480
Church (Iglesia)	15% 74	85% 429	503
Hardeeville	9% 41	91% 434	475

Private School(Escuela privada)	8%	92%	
	38	443	481

Q10 9. If you answered yes above, please check the factors that influence your decision to use these other facilities: 9. Si respondió sí en la pregunta anterior, marque los factores que afectan su decisión de usar estos otros centros:

Answered: 469 Skipped: 196



	YES	NO	TOTAL
Closer	61% 268	39% 170	438
Facility Offerings	56% 230	44% 178	408
Better Quality	54% 222	46% 192	414
Better Programs	32% 126	68% 263	389

#	OTHER (PLEASE SPECIFY) OTRO (ESPECIFIQUE)	DATE
1	I use parks and recreational facilities when traveling in the metro area and beyond.	11/2/2019 2:02 AM
2	dedicated pickleball courts	10/30/2019 10:17 PM
3	I play tennis at Port Royal because they offer an organized opportunity to play with similar other tennis players.	10/29/2019 9:18 PM
4	Specific classes & instructors.	10/29/2019 8:33 PM
5	I also enjoy other, off island activities.	10/29/2019 12:32 PM
6	personal preference	10/28/2019 9:27 PM
7	They have Pickleball at times when working professionals may play.	10/28/2019 5:30 PM

Town of Hilton Head Island Parks Survey
Encuesta de parques de la ciudad de Hilton Head Island **DRAFT**

8	Palmetto Dunes	10/28/2019 4:51 PM
9	Change of pace	10/28/2019 2:47 PM
10	Pinckney-nature, Savannah-art show-SCAD	10/28/2019 11:00 AM
11	Variety	10/28/2019 10:19 AM
12	More diversified, offers better facilities, no waiting for playing time, can play at night & not expensive (\$2.50/hr/person)	10/28/2019 12:14 AM
13	I supplement activity that the rec center doesn't offer such as pickle ball lessons	10/27/2019 10:47 PM
14	HH does not have a city owned golf course	10/27/2019 7:31 PM
15	Feel safer inside my gated community.	10/26/2019 1:26 PM
16	Not enough space on Hilton Head island	10/26/2019 4:36 AM
17	I am the only white person there, feel like I am in Mexico	10/25/2019 7:20 PM
18	Love the lazy river in HHP. Would love a waterpark in HH.	10/25/2019 5:29 PM
19	More indoor basketball courts at Bluffton Rec, inexpensive too	10/25/2019 5:23 PM
20	They are included in my POA fee. I don't want to pay taxes for town recreation. People using them should shoulder ALL cost.	10/25/2019 4:52 PM
21	My neighborhood has some recreation offerings: pool, tennis & pickleball cts.	10/25/2019 3:43 PM
22	golf course	10/25/2019 3:12 PM
23	Their programs are more cost effective	10/24/2019 9:14 PM
24	Once you have paid, you feel you should use the facilities.	10/22/2019 6:09 PM
25	The beach fronts are overwhelmed with construction limiting parking, access, beauty of Hilton Head. Mostly those living or vacationing near parks and beaches will use them. It's just too overcrowded.	10/21/2019 5:11 PM
26	Hilton Head Beach facilities, bike paths, parks and parks are best in class. We are from S.C. and have lived and traveled from Hawaii, Wa State, Idaho and another 40. We are very fortunate. I could have retired in Spartanburg or Greenville , but decided to keep our feet in the water.	10/21/2019 12:32 AM
27	Friends live in Bluffton	10/20/2019 11:23 PM
28	We have to travel almost every weekend because the Hilton Head soccer fields are so poorly maintained and are inadequate in general.	10/20/2019 3:44 PM
29	I am aware of the programs and facilities offered by my club and my plantation - Hilton Head Plantation. They are advertised regularly. Except for major events offered at Honey Horn or Shelter Cove, or through special organizations, I never receive notice of events at community parks and beaches.	10/18/2019 11:24 AM
30	Bicycle paths in Palmetto Bluff and some in Bluffton have fewer cars around them and have fewer intersections to cross.	10/17/2019 6:29 PM
31	Soccer games	10/16/2019 6:12 PM
32	Use free services when available such as pool and dock in my community. Workout facilities at new complex should have cheaper rates fro seniors or even free through Silver Sneakers.	10/16/2019 2:21 AM
33	Would be great to provide concerts in the various beaches - Shakespeare in the park etc	10/15/2019 1:54 PM
34	More adult Rec activities	10/15/2019 11:48 AM
35	Beach more convenient	10/15/2019 10:43 AM
36	I would like a "don't know" choice.	10/15/2019 2:30 AM
37	I am a club member and a resident of a Community which has these facilities	10/14/2019 8:56 PM
38	Church basketball is better run. We use the others due to location or price. For example - we pay for our boat to be at a local marina and access to the pool comes with that. Why pay again for Island Rec pool? Beaufort County owns Barker Field so that's a default use for Lowcountry Youth Football.	10/14/2019 7:32 PM

Town of Hilton Head Island Parks Survey
 Encuesta de parques de la ciudad de Hilton Head Island **DRAFT**

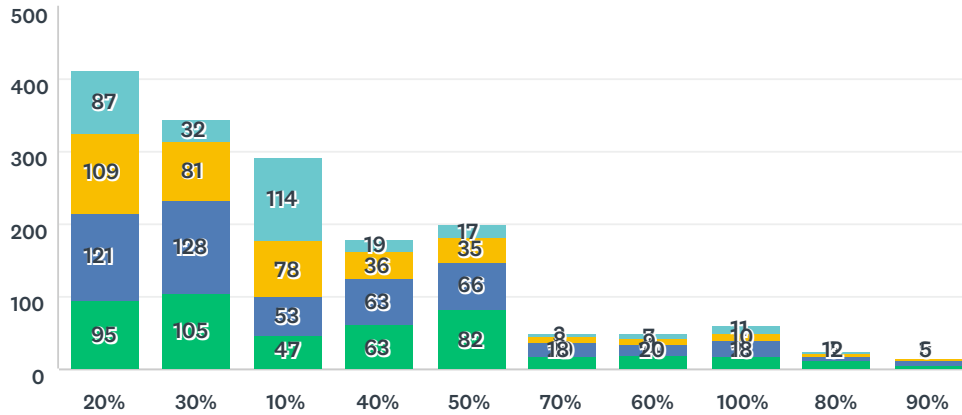
39	When we are staying on-resort, we use their work out facilities.	10/14/2019 5:04 PM
40	Kids are grown. We used all of the sports facilities when the children were young.	10/14/2019 4:18 PM
41	nice to have a change of venue, with historical significance	10/14/2019 1:56 PM
42	See above--just an addition to what we have	10/14/2019 1:18 PM
43	I go where the events are - most are on the Island and Bluffton, but i also go a few times a year to events in Savannah and Beaufort	10/14/2019 12:19 PM
44	Less \$\$	10/14/2019 3:36 AM
45	Other than Chaplin, Rec at High School and Middle School are locked. Never locked in 5 years that lived here till now. Why the change, no one can tell us nor does anyone want to claim they are responsible for them.	10/13/2019 7:41 PM
46	The islands parks, look, facilities need updating.	10/13/2019 7:27 PM
47	Allows for more frequent use by supplementing what is in HHI. HHI does not have quality pickleball courts. It is hurting tourism visits/duration.	10/13/2019 2:35 AM
48	Live part time in Belfair	10/13/2019 1:13 AM
49	Club is for golf.	10/12/2019 1:00 PM
50	Turf fields all over SAVANNAH the Island desperately needs turf fields	10/12/2019 12:07 PM
51	only as a convenience when in Bluffton visiting family	10/11/2019 4:13 PM
52	Hilton Head does not have facilities that can host travel baseball, volleyball or sand volleyball tournaments. We are forced to travel to go to facilities of the scale and quality that can accommodate the tournaments. Due to the lack of nice facilities we cannot host these events.	10/11/2019 4:10 PM
53	They offer a variety with shopping and restaurants different than on HHI.	10/11/2019 3:25 PM
54	I play a lot of tennis and women that live on HHI will only play on clay courts. So I play in different gated communities, mostly on the Island but also Moss Creek and Colleton River. All the rec courts are hard courts, which I have used in the past when friends came to town. When out of town guests come, I now use hard courts in my gated community, because of the convenience.	10/11/2019 12:32 PM
55	Pickleball at Palmetto Dunes	10/11/2019 11:53 AM
56	No cost	10/11/2019 11:48 AM
57	variety of activities offered in the extended area	10/11/2019 11:27 AM
58	Sun City Pickleball	10/11/2019 11:16 AM
59	Member of church in Bluffton	10/11/2019 12:42 AM
60	will travel for events that include live music	10/10/2019 4:46 PM
61	Festivals, sports, events	10/10/2019 1:52 PM
62	I bike in or to different places for different experiences,	10/10/2019 1:50 PM
63	The social aspect of a private club enhances the athletic and recreational facilities for me.	10/10/2019 12:55 AM
64	The condition of the Hardeeville soccer fields are much better than the fields at Barker. The fields at Barker need to be fertilized/seeded and sprayed to kill ant beds. It is embarrassing to host visiting soccer teams.	10/9/2019 10:02 PM
65	It seems that many of the parks offer activities for children - which is fine. But, adults need activities also.	10/9/2019 9:11 PM
66	I use others and those on Hilton Head	10/9/2019 8:11 PM
67	use them to try something different	10/9/2019 7:59 PM
68	We travel to those other areas just for diversity and not due to any lacking by the parks on HHI.	10/9/2019 7:11 PM
69	More areas to salt water fish, a minuscule # of people can afford a boat or charters	10/9/2019 6:50 PM
70	I use the paths for biking and walking.	10/9/2019 6:28 PM
71	Something different to do.	10/9/2019 6:17 PM

Town of Hilton Head Island Parks Survey
Encuesta de parques de la ciudad de Hilton Head Island **DRAFT**

72	I travel to where events are scheduled. There are not sufficient facilities on HHI to run most of the events I travel to.	10/9/2019 6:13 PM
73	Free. Close to home. Parking easy.	10/9/2019 6:11 PM
74	They are clean and safe and offer that HHI does not offer	10/9/2019 6:11 PM
75	Convenience for other attendees	10/9/2019 6:09 PM
76	See bluffton shrimp boat park sneer above	10/9/2019 6:09 PM
77	relatives in area	10/9/2019 5:45 PM
78	They meet my needs with programs and times.	10/9/2019 4:54 PM
79	We belong to clubs as a way of seeing friends	10/9/2019 3:54 PM
80	Non HHI sponsors of events locate their event at locations other than HHI.	10/9/2019 1:33 PM
81	Less expensive due to Silver Sneakers access.	10/9/2019 10:40 AM
82	Use of Field and space availability	10/9/2019 2:10 AM
83	Household gym equipment	10/9/2019 1:25 AM
84	Variety	10/8/2019 11:59 PM
85	A tennis backboard is available. There is only one backboard available at Chaplin Park. The community desperately needs another backboard at Chaplin. The only one that is available is overused.	10/8/2019 10:20 PM
86	I go to the Bluffton Dog Park when there aren't any dogs in our dog park. Ours is a nicer facility, in my opinion.	10/8/2019 10:14 PM
87	They allow for teams, scheduled competition, choice of age groups, variety.	10/8/2019 9:57 PM
88	The beautiful change of scenery.	10/8/2019 9:35 PM

Q11 10. What percentage of parks and recreation budget should be put toward (do not exceed 100%) 10. A qué porcentaje del presupuesto de parques y recreación se debe destinar (no exceda el 100%)

Answered: 509 Skipped: 156



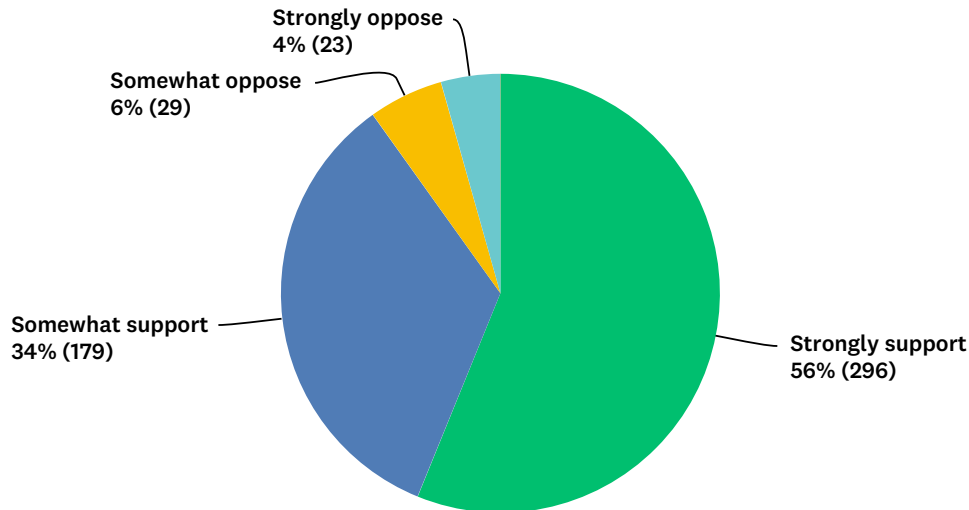
- Maintain existing parks and recreation facilities.(Mantener parques e instalaciones re
- Improve existing parks and recreation facilities.(Mejorar los parques e instalaciones r
- Develop new parks and recreation facilities(Desarrollar nuevos parques e instalacion
- Purchase new additional park land.(Compra nuevas tierras de parque adicionales.)

	MAINTAIN EXISTING PARKS AND RECREATION FACILITIES. (MANTENER PARQUES E INSTALACIONES RECREATIVAS.)	IMPROVE EXISTING PARKS AND RECREATION FACILITIES. (MEJORAR LOS PARQUES E INSTALACIONES RECREATIVAS.)	DEVELOP NEW PARKS AND RECREATION FACILITIES(DESARROLLAR NUEVOS PARQUES E INSTALACIONES RECREATIVAS.)	PURCHASE NEW ADDITIONAL PARK LAND.(COMPRA NUEVAS TIERRAS DE PARQUE ADICIONALES.)	TOTAL RESPONDENTS
20%	36.68% 95	46.72% 121	42.08% 109	33.59% 87	259
30%	43.39% 105	52.89% 128	33.47% 81	13.22% 32	242
10%	23.74% 47	26.77% 53	39.39% 78	57.58% 114	198
40%	41.45% 63	41.45% 63	23.68% 36	12.50% 19	152
50%	53.95% 82	43.42% 66	23.03% 35	11.18% 17	152
70%	36.73% 18	40.82% 20	16.33% 8	6.12% 3	49
60%	42.55% 20	29.79% 14	19.15% 9	14.89% 7	47
100%	42.86% 18	50.00% 21	23.81% 10	26.19% 11	42

80%	57.14% 12	28.57% 6	19.05% 4	9.52% 2	21
90%	35.71% 5	57.14% 8	7.14% 1	14.29% 2	14

Q12 11. Would you be supportive of the Town prioritizing funding of increased quality parks and recreation facilities and programs, and increased opportunities for public events in the parks?

Answered: 527 Skipped: 138



ANSWER CHOICES	RESPONSES	
Strongly support	56%	296
Somewhat support	34%	179
Somewhat oppose	6%	29
Strongly oppose	4%	23
If opposed, why?	0%	0
TOTAL		527

#	IF OPPOSED, WHY?	DATE
	There are no responses.	

Q13 If opposed, why?(Si se opone, ¿por qué?)

Answered: 54 Skipped: 611

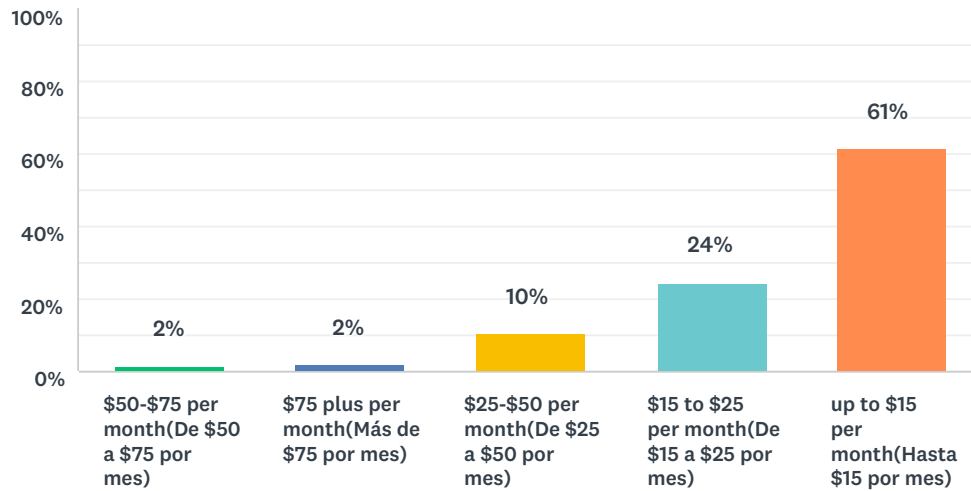
#	RESPONSES	DATE
1	There are plenty of parks currently not being efficiently utilized.	10/30/2019 1:49 AM
2	Take care of what we have	10/28/2019 5:35 PM
3	I would support more parks on the island. However if they will look like the new park being built on the south end, then I do not support more parks. The clear cutting of trees in the new park is PATHETIC! Charles Fraser must be rolling in his grave with how the land was completely destroyed. I for one will NEVER use the new park. It is a major eyesore and has ruined the beautiful south end. Why weren't the historic oak trees retained? Why clear cut this beautiful land? Why compromise our protection/ barrier from hurricanes by taking away a huge buffer within 1/2 mile of the shoreline. If this type of activity continues with our trees, our beautiful island will continue to look more and more like Florida. It'll be nothing but palm trees.	10/28/2019 2:52 PM
4	Beach public events generally result in more beach trash.	10/27/2019 5:06 PM
5	Plenty of facilities already and they seem to be in fine shape.	10/26/2019 8:37 PM
6	Do not want to see my exorbitant taxes raised to support others	10/26/2019 1:26 PM
7	Many other things to do with funds	10/26/2019 1:09 PM
8	taxes way too high and spending too much now, stop	10/25/2019 11:54 PM
9	See answer above	10/25/2019 7:20 PM
10	People visit to HHI for the beach, golf and tennis. Everything else is "fluff."	10/25/2019 6:49 PM
11	No new taxes	10/25/2019 5:23 PM
12	the most important thing to us is lower taxes!	10/25/2019 4:54 PM
13	We are not interested in any more of our dollars going to anything that would be of value to more and more tourist!!!!!!!!!!!!	10/25/2019 4:09 PM
14	Let's get the roads repaired before we worry about events in the parks.	10/25/2019 3:34 PM
15	SO MUCH MONEY IS WASTED	10/25/2019 3:06 PM
16	Too many parks that are not utilized	10/25/2019 3:04 PM
17	Traffic safety, Sea Pines circle congestion are higher priority	10/24/2019 12:28 AM
18	we have enough now	10/22/2019 11:58 AM
19	Greater Priorities Roads, other infrastructure and traffic congestion are higher priority	10/16/2019 9:15 PM
20	Unnecessary We already have extensive programs/activities	10/15/2019 8:15 PM
21	Greater Priorities Other needs are greater	10/15/2019 4:51 PM
22	Taxes Taxes too high already. Maintain the BEACH!! This is where tourists go= money for HHI.	10/15/2019 1:52 PM
23	Greater Priorities We needd to spend our money on more important issues	10/14/2019 6:28 PM
24	Maintain What We Have You cannot maintain what you have. Clean them up and offer to ALL. Especially those that are already there and you have them locked up. They are public Right?	10/13/2019 7:42 PM
25	Taxes Please do not increase taxes though	10/13/2019 7:38 PM
26	Unnecessary The Parks we have are more than adequate !	10/13/2019 4:21 PM
27	Greater Priorities Money needed elsewhere	10/11/2019 9:50 PM
28	Tourist Fatigue Public events end up as tourist events	10/11/2019 8:31 PM
29	Taxes not if you are going to impose additional property/accomadations taxes	10/11/2019 6:56 PM

Town of Hilton Head Island Parks Survey
 Encuesta de parques de la ciudad de Hilton Head Island **DRAFT**

30	Unnecessary Ample areas exist. Just need updating	10/10/2019 10:20 PM
31	Greater Priorities No interest. Fix traffic problems first. Then sewers.	10/10/2019 5:25 PM
32	Greater Priorities Taxes Other priorities are higher to lower taxes.	10/10/2019 3:07 AM
33	Tourist Fatigue need neighborhood parks, not chamber of commerce (myrtle beach) tourist money pits! eg rose dew park is an abomination and waste of park development funds! No public access, no public useage, high cost maintenance vs public use and interest. Coligny will have the same poor cost ratio, just to accomodate the chamber.	10/10/2019 2:18 AM
34	Greater Priorities There are other essential budget items that will increase taxes over time	10/10/2019 12:58 AM
35	Taxes Cannot afford tax increase	10/10/2019 12:51 AM
36	Taxes Taxes are high enough. Member of Island Rec Association and we pay for tickets at every event to participate	10/10/2019 12:30 AM
37	It depends... Need to see proposal	10/9/2019 9:08 PM
38	Maintain What We Have New ones not needed. Maintain & upgrade existing ones	10/9/2019 8:13 PM
39	Unnecessary I do not think we need anymore parks on Hilton Head. We need to keep the ones we have updated, clean and ample parking	10/9/2019 6:53 PM
40	I support everything but increasing events. I think we have enough of that. With increasing population we need green space, walking and biking trails, small playgrounds, nature.	10/9/2019 6:30 PM
41	Tourist Fatigue If the parks were for the residents, I would support HHI. However, since tourists seem to have priority over residents, I do not approve of recreational facilities being more and cheaper to tourists than they are to those of us who have made a commitment to the city by buying property on a permanent basis here. Tourists are important, but what about us local residents? Don't we count?	10/9/2019 6:14 PM
42	Greater Priorities other priorities	10/9/2019 6:12 PM
43	Unnecessary Unnecessary	10/9/2019 6:10 PM
44	Maintain What We Have I feel the town should improve what they have and preserve the natural woods and flora and fauna that we have. the uniqueness and charm of the island is it's natural beauty. There are already enough parks on the island. preserve the natural woods that we have!!!	10/9/2019 5:03 PM
45	Taxes Unnecessary Taxes would rise- lots of private venues to meet these needs	10/9/2019 3:53 PM
46	No interests dont use	10/9/2019 2:44 PM
47	Unnecessary too many parks now available that are not being fully utilized	10/9/2019 12:44 PM
48	Taxes \$	10/9/2019 12:07 PM
49	It depends... Depends on amount of increase and what is needed by other departments within town government	10/9/2019 11:02 AM
50	Unnecessary we have enough parks now..N o more	10/8/2019 9:57 PM
51	Taxes Keep our taxes low	10/8/2019 9:22 PM
52	Unnecessary adequate	10/8/2019 9:18 PM
53	Unnecessary Parks and recreation facilities are first-rate already.	10/8/2019 9:17 PM
54	Maintain the beauty of the island and make it more attractive for many more generations.	10/8/2019 9:17 PM

Q14 12. How much would you be willing to spend per month per household to support improved park maintenance and recreation facilities and services? 12. ¿Cuánto estaría dispuesto(a) a gastar por mes por familia para apoyar la mejora del mantenimiento de los parques y las instalaciones y los servicios de recreación?

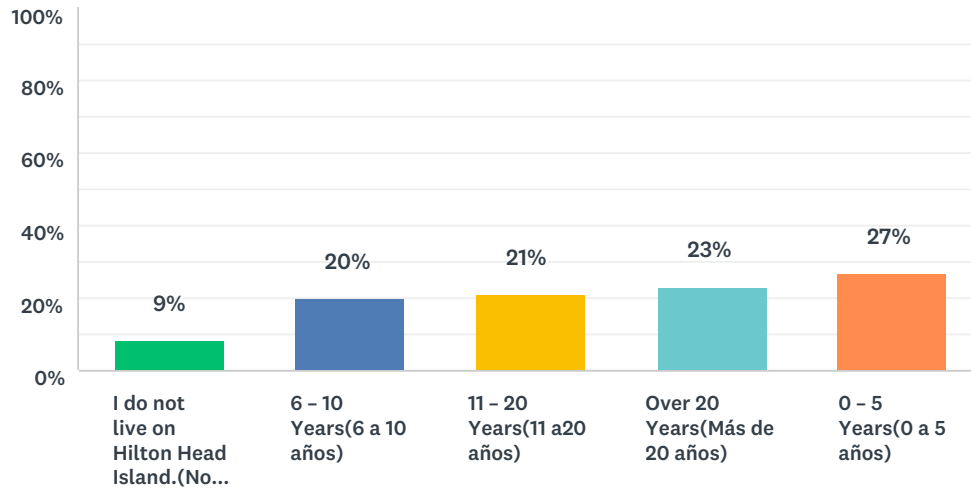
Answered: 449 Skipped: 216



ANSWER CHOICES	RESPONSES	
\$50-\$75 per month (De \$50 a \$75 por mes)	2%	7
\$75 plus per month (Más de \$75 por mes)	2%	9
\$25-\$50 per month (De \$25 a \$50 por mes)	10%	47
\$15 to \$25 per month (De \$15 a \$25 por mes)	24%	110
up to \$15 per month (Hasta \$15 por mes)	61%	276
TOTAL		449

Q15 13. How long have you lived on Hilton Head Island? 13. ¿Cuánto tiempo has vivido en Hilton Head Island?

Answered: 526 Skipped: 139



ANSWER CHOICES	RESPONSES	
I do not live on Hilton Head Island.(No vivo en la isla de Hilton Head.)	9%	45
6 – 10 Years(6 a 10 años)	20%	106
11 – 20 Years(11 a 20 años)	21%	110
Over 20 Years(Más de 20 años)	23%	120
0 – 5 Years(0 a 5 años)	27%	142
TOTAL		526

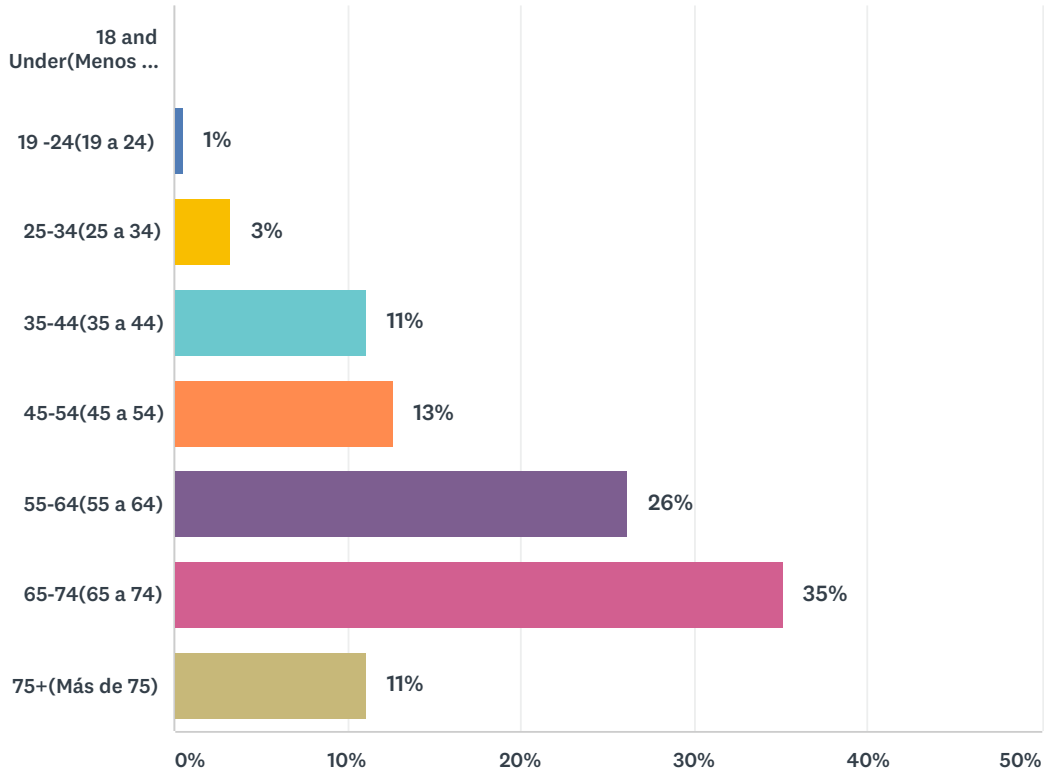
#	WHERE IF NOT ON HILTON HEAD ISLAND (PLEASE SPECIFY)DONDE SI NO ES EN HILTON HEAD ISLAND (POR FAVOR ESPECIFIQUE)	DATE
1	Bluffton	11/1/2019 5:57 PM
2	Colorado, but spend two months in HHI	10/30/2019 10:18 PM
3	Frederick MD but own on Hilton Head	10/28/2019 9:28 PM
4	divide time between NJ and HHI	10/28/2019 12:10 PM
5	Part Time Hilton Head resident	10/28/2019 10:20 AM
6	Sun City	10/27/2019 2:42 PM
7	Bluffton	10/27/2019 12:13 PM
8	Bluffton	10/27/2019 2:02 AM
9	Bluffton, SC	10/26/2019 8:44 PM
10	second home on hhi primary home atlanta	10/25/2019 9:14 PM
11	Atlanta, GA	10/25/2019 8:25 PM
12	Clemson, SC	10/25/2019 6:50 PM
13	Southbury, ct	10/25/2019 5:26 PM
14	Three months in Western New York.	10/25/2019 4:55 PM

Town of Hilton Head Island Parks Survey
Encuesta de parques de la ciudad de Hilton Head Island **DRAFT**

15	I am a part timer resident on HHI; full time in VA	10/25/2019 4:17 PM
16	North end	10/25/2019 3:36 PM
17	split time between PA and HHI, have for 20 years	10/25/2019 3:16 PM
18	Kentucky	10/25/2019 3:02 PM
19	Family has owned personal home on Hilton Head since late 1970's which is for family use only. We don't get information on parks since this is not our home address. Communication to owners like us who pay higher taxes should have a major voice in all, but no communication or voting rights are available.	10/21/2019 5:20 PM
20	HH is my second residence, I visit often.	10/18/2019 10:40 PM
21	Iowa	10/18/2019 3:04 AM
22	Currently in Moss Creek Plantation	10/16/2019 4:36 PM
23	Bluffton	10/16/2019 3:25 PM
24	Grafton, Wisconsin	10/15/2019 3:16 PM
25	Bluffton, SC	10/15/2019 2:19 PM
26	Clemson SC	10/15/2019 11:49 AM
27	Bluffton	10/15/2019 11:28 AM
28	We own a house but don't live there yet. Will soon.	10/15/2019 2:31 AM
29	Up north in Wisconsin until mid winter!	10/14/2019 5:06 PM
30	non resident living in Canada for 1/2 of year	10/14/2019 1:57 PM
31	Texas	10/13/2019 9:50 PM
32	Belfair	10/13/2019 1:14 AM
33	I own and live on the 4 months a year.	10/12/2019 7:53 PM
34	Bluffton or savannah	10/12/2019 7:30 PM
35	Savannah	10/12/2019 2:38 PM
36	Minnesota	10/12/2019 4:08 AM
37	charlotte nc	10/11/2019 8:38 PM
38	Kirtland, Ohio	10/11/2019 6:55 PM
39	Indiana. Winter visitor for 5 years. Considering relocating to HHI.	10/11/2019 6:15 PM
40	Bluffton, SC	10/11/2019 4:59 PM
41	Seasonal home owner	10/11/2019 1:14 PM
42	Michigan	10/11/2019 12:52 PM
43	We are part time residents for 30 years	10/11/2019 11:50 AM
44	Bluffton	10/11/2019 11:40 AM
45	Ohio.....own on island and spent 6 to 7 months/year here	10/11/2019 11:29 AM
46	Moss Creek	10/11/2019 11:17 AM
47	I moved to Greenville, SC, but I lived on HHi for 26 yrs.	10/11/2019 12:43 AM
48	Atlanta but I own a villa at Colgny Beach	10/10/2019 3:32 PM
49	Ridgeland	10/10/2019 2:49 PM
50	Bluffton, sun city	10/9/2019 8:00 PM
51	part time HHI only	10/9/2019 5:46 PM
52	California	10/9/2019 5:08 PM
53	8 months in Upstate New York per year	10/9/2019 2:27 PM

Q16 14. Please indicate your age.14. Indique su edad.

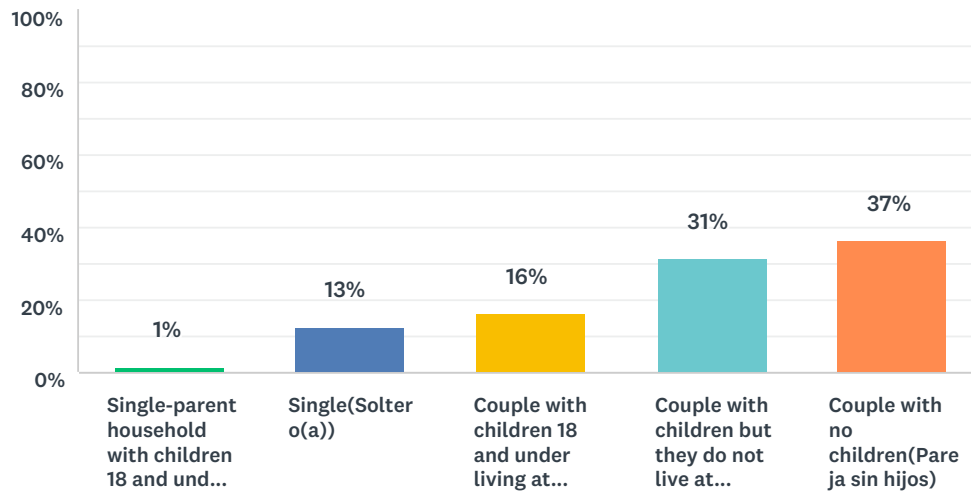
Answered: 523 Skipped: 142



ANSWER CHOICES	RESPONSES	
18 and Under (Menos de 18 años)	0%	0
19 -24 (19 a 24)	1%	3
25-34 (25 a 34)	3%	17
35-44 (35 a 44)	11%	58
45-54 (45 a 54)	13%	66
55-64 (55 a 64)	26%	137
65-74 (65 a 74)	35%	184
75+ (Más de 75)	11%	58
TOTAL		523

Q17 15. Which of the following best describes your household? 15. ¿Cuál de las siguientes situaciones describe mejor su familia?

Answered: 525 Skipped: 140



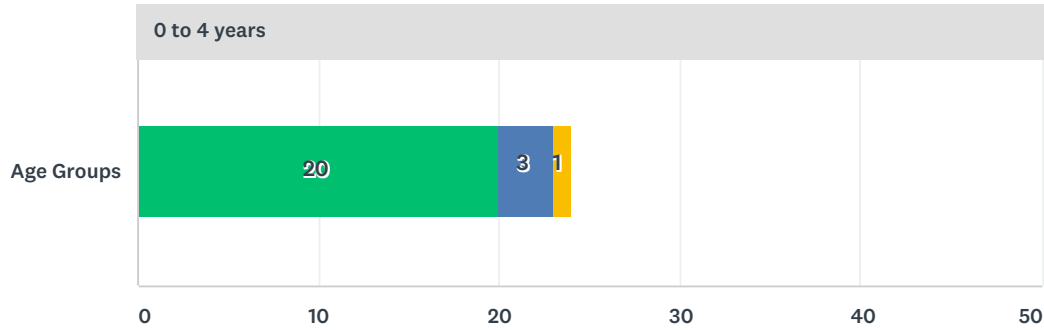
ANSWER CHOICES	RESPONSES	
Single-parent household with children 18 and under living at home(Hogar monoparental con niños de 18 años o menos que viven en casa)	1%	7
Single(Soltero(a))	13%	66
Couple with children 18 and under living at home(Pareja con hijos de 18 años o menos que viven en casa)	16%	86
Couple with children but they do not live at household(Pareja con hijos pero que no viven en el hogar)	31%	165
Couple with no children(Pareja sin hijos)	37%	192
TOTAL		525

#	OTHER (PLEASE SPECIFY)(OTRA (ESPECIFIQUE))	DATE
1	Retired, adult children live out of state	10/26/2019 1:27 PM
2	couple with children over 18, one is still home. We tried!	10/25/2019 5:26 PM
3	Couple with children & grandchildren	10/25/2019 3:44 PM
4	Couple with children 18 and older living at household.	10/21/2019 5:20 PM
5	Single, living with my mom. I'm 19 years old.	10/16/2019 5:00 PM
6	3 kids under 18 and 2 kids over 18 living at college	10/16/2019 4:36 PM
7	we have grandchildren and like to do things as a family	10/14/2019 2:47 AM
8	When you do not provide an option of "none" or 'zero' on questions like 12. (How much would you be willing to spend per month per household to support improved park maintenance and recreation facilities and services?), you are manipulating the response. It is inappropriate to do so on a survey of this type.	10/11/2019 6:59 PM
9	single, grandparent active with grand children	10/11/2019 4:15 PM
10	Retired	10/11/2019 11:17 AM
11	Couple with children over 18 living at home	10/10/2019 7:06 PM

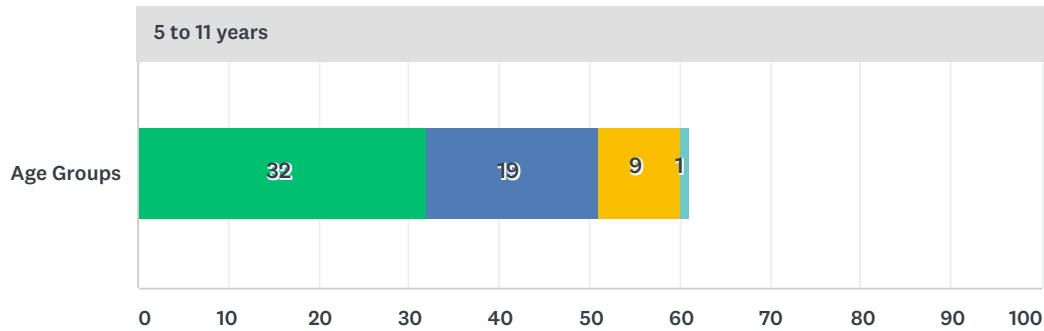
12	We made a commitment to HHI because of the town commitment to reserved green spaces and its commitment to preservation of the local, natural environment. Since we have seen monstrosities build and the town being given to developers in other states who could not care less about HHI other than making money. We have seen a commitment to tourists, while unoccupied business spaces could be dedicated to the economies/technologies of the future, where the local youth would have an incentive to stay, but not. Bring cheap tourists in and welcome the developers! What is this all about?	10/9/2019 6:17 PM
13	Couple with an adult child living at home	10/9/2019 1:35 PM
14	Couple with children at college	10/9/2019 12:23 AM
15	Couple with two adult children attending local colleges.	10/8/2019 9:19 PM
16	elderly widow with son (care giver)	10/8/2019 9:18 PM

Q18 16. If you indicated you have children at home, how many children do you have in each of the following age groups living at home? 16. Si indicó que tiene hijos en el hogar, ¿cuántos hijos tiene en cada uno de los siguientes grupos de edad que viven en el hogar?

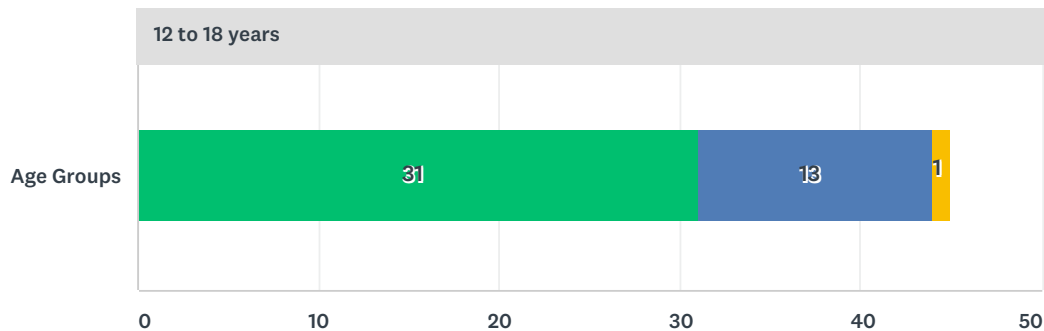
Answered: 92 Skipped: 573



1 2 3 4 5



1 2 3 4 5



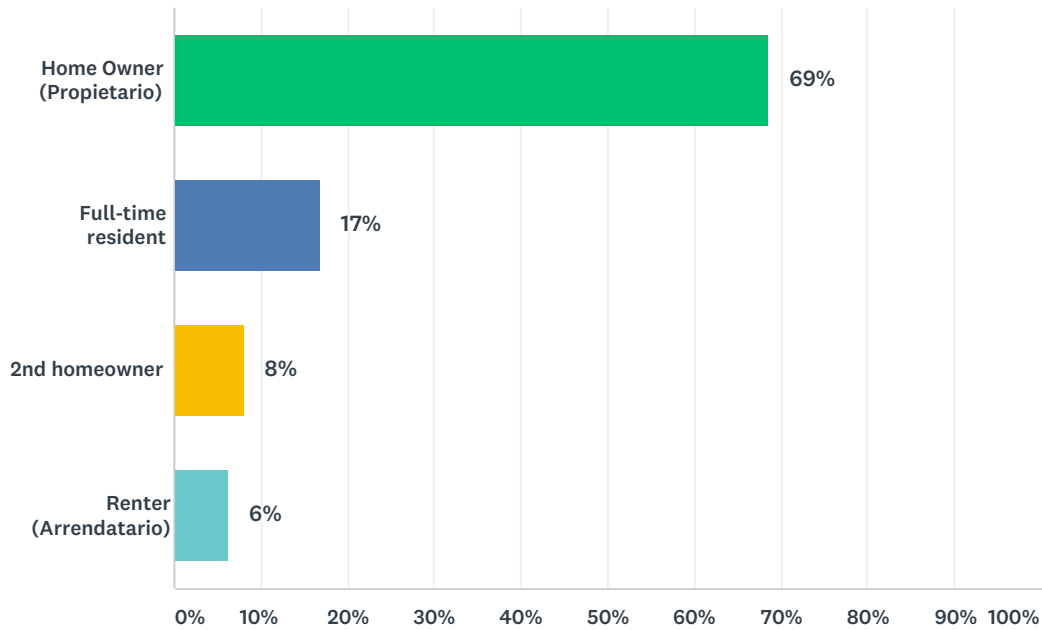
1 2 3 4 5

0 to 4 years									
	1	2	3	4	5	TOTAL			
Age Groups	83.33%	12.50%	4.17%	0.00%	0.00%				
	20	3	1	0	0				24

5 to 11 years						
	1	2	3	4	5	TOTAL
Age Groups	52.46%	31.15%	14.75%	1.64%	0.00%	
	32	19	9	1	0	61
12 to 18 years						
	1	2	3	4	5	TOTAL
Age Groups	68.89%	28.89%	2.22%	0.00%	0.00%	
	31	13	1	0	0	45

Q19 17. Please check your housing status. (select all that apply) 17. Por favor verifique el estado de su vivienda. (seleccione todas las que correspondan)

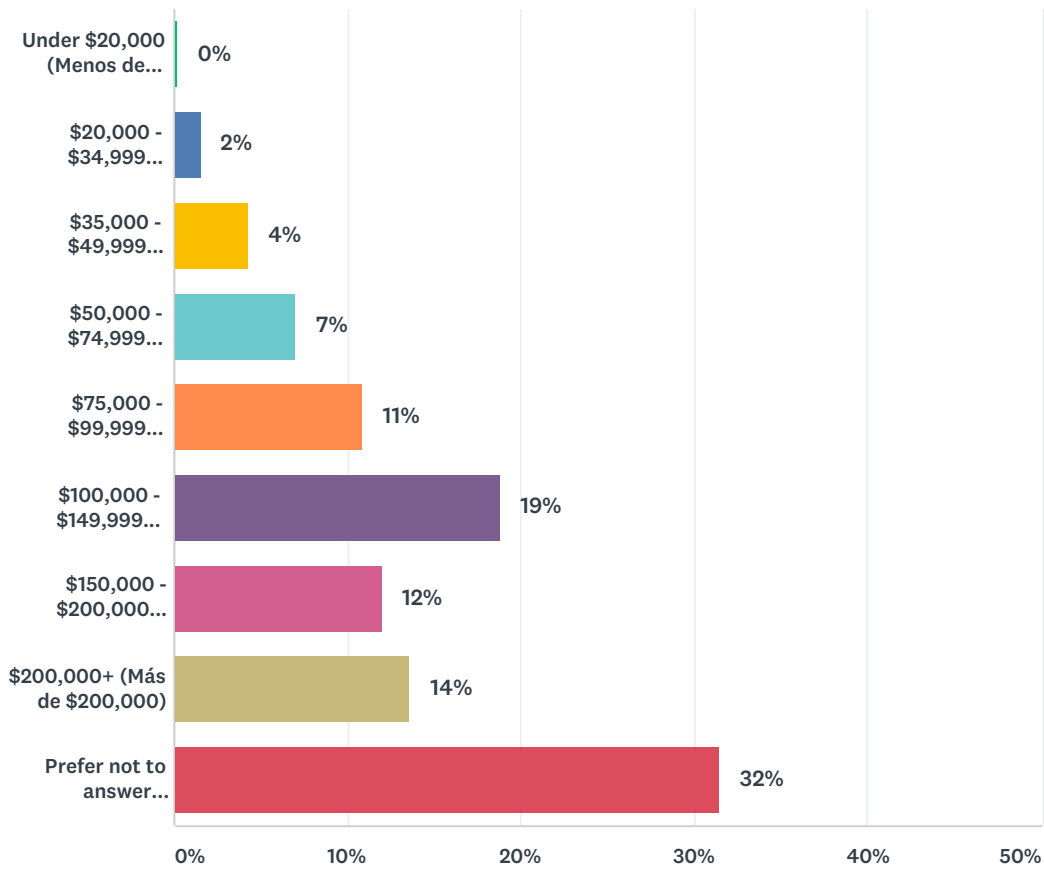
Answered: 522 Skipped: 143



ANSWER CHOICES	RESPONSES	
Home Owner (Propietario)	69%	358
Full-time resident	17%	88
2nd homeowner	8%	43
Renter (Arrendatario)	6%	33
TOTAL		522

Q20 18. What is your total annual household income? 18. ¿Cuál es su ingreso familiar anual total?

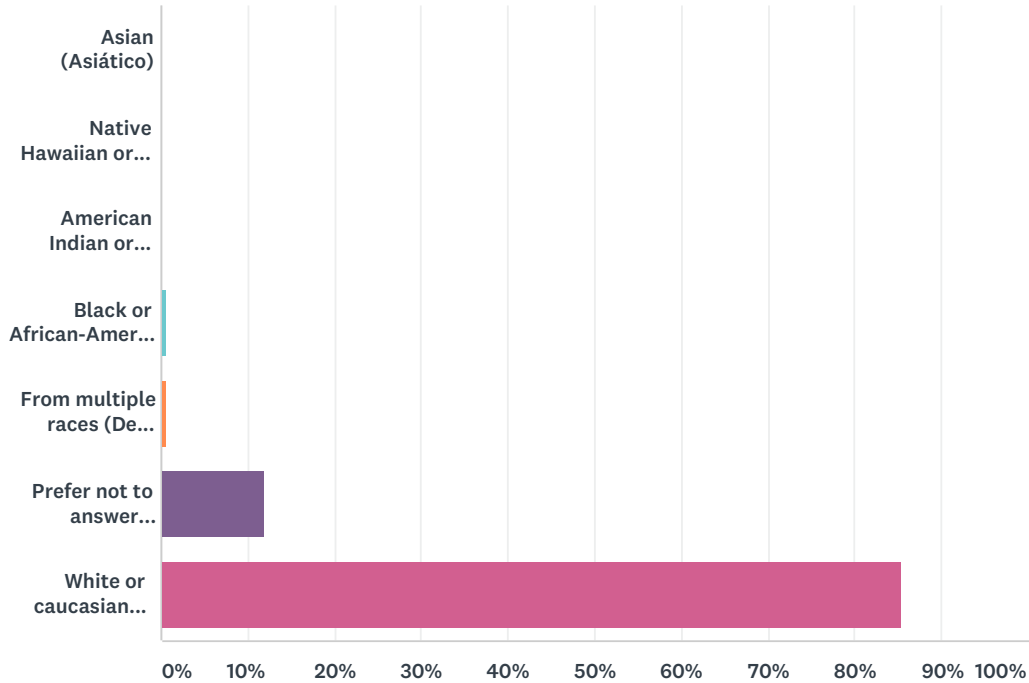
Answered: 514 Skipped: 151



ANSWER CHOICES	RESPONSES	
Under \$20,000 (Menos de \$20,000)	0%	1
\$20,000 - \$34,999 (\$20,000 a \$34,999)	2%	8
\$35,000 - \$49,999 (\$35,000 a \$49,999)	4%	22
\$50,000 - \$74,999 (\$50,000 a \$74,999)	7%	36
\$75,000 - \$99,999 (\$75,000 a \$99,999)	11%	56
\$100,000 - \$149,999 (\$100,000 a \$149,999)	19%	97
\$150,000 - \$200,000 (\$150,000 a \$200,000)	12%	62
\$200,000+ (Más de \$200,000)	14%	70
Prefer not to answer (Prefiere no responder)	32%	162
TOTAL		514

Q21 19. Please select your race. 19. Por favor selecciona tu raza.

Answered: 516 Skipped: 149

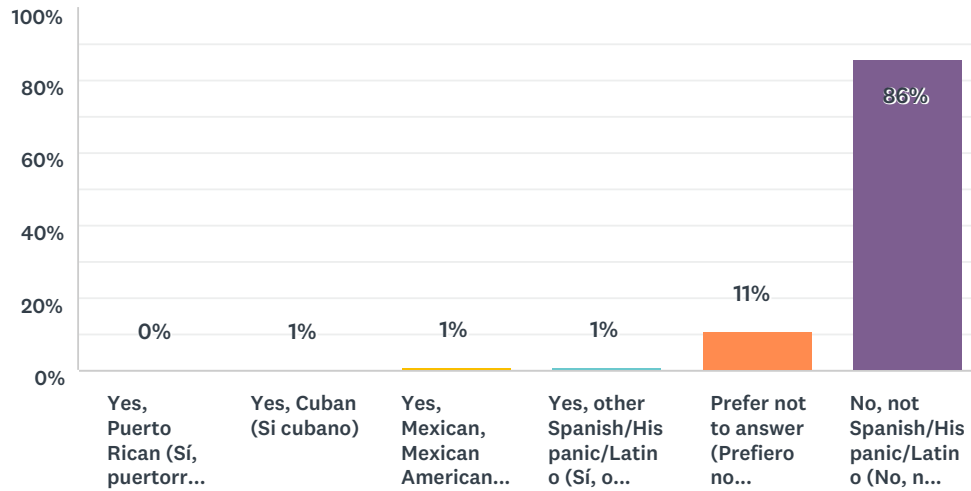


ANSWER CHOICES	RESPONSES
Asian (Asiático)	0.00% 0
Native Hawaiian or other Pacific Islander (Nativo de Hawai u otra isla del Pacífico)	0.00% 0
American Indian or Alaskan Native (Indio Americano o Nativo de Alaska)	0.19% 1
Black or African-American (Negro o afroamericano)	0.58% 3
From multiple races (De múltiples razas)	0.58% 3
Prefer not to answer (Prefiero no responder)	12.02% 62
White or caucasian (Blanco o caucasion)	85.27% 440
TOTAL	516

#	SOME OTHER RACE (PLEASE SPECIFY) ALGUNA OTRA RAZA (POR FAVOR ESPECIFIQUE)	DATE
1	You can't select more than one on question 17- own our own home & full time	10/28/2019 12:28 AM
2	Hispanic	10/17/2019 12:03 AM
3	Latino / Venezuelan	10/16/2019 5:04 PM
4	Hispanic	10/16/2019 4:16 PM
5	Can't imagine why you are asking about race on a survey of this type.	10/11/2019 7:01 PM
6	blend	10/11/2019 4:20 PM
7	Human	10/9/2019 7:11 PM
8	Italian	10/9/2019 6:28 PM
9	American	10/9/2019 6:09 PM

**Q22 20. Are you of Spanish, Hispanic or Latino origin or descent? 20.
¿Eres de origen o ascendencia española, hispana o latina?**

Answered: 507 Skipped: 158



ANSWER CHOICES	RESPONSES	
Yes, Puerto Rican (Sí, puertorriqueño)	0%	2
Yes, Cuban (Si cubano)	1%	3
Yes, Mexican, Mexican American, Chicano (Sí, mexicano, mexicoamericano, chicano)	1%	4
Yes, other Spanish/Hispanic/Latino (Sí, otro español / hispano / latino)	1%	5
Prefer not to answer (Prefiero no responder)	11%	57
No, not Spanish/Hispanic/Latino (No, no español / hispano / latino)	86%	436
TOTAL		507

Q23 21. Please provide any additional comments you have about Hilton Head Island's parks, recreation facilities, programs or funding.21. Proporcione cualquier comentario adicional que tenga sobre los parques, instalaciones recreativas, programas o fondos de Hilton Head Island.

Answered: 211 Skipped: 454

ANSWER CHOICES	RESPONSES
Comments on facilities (Comentarios sobre instalaciones)	92.42% 195
Comments on programs (Comentarios sobre programas)	32.70% 69
Comments on funding (Comentarios sobre financiación)	37.44% 79

#	COMMENTS ON FACILITIES (COMENTARIOS SOBRE INSTALACIONES)	DATE
1	The city does a great job!	11/2/2019 2:57 AM
2	Thank you! The access and parking for residents at the beach is a primary reason we are here. The parks are integral to the what makes this island special.	11/1/2019 10:53 PM
3	Non residents park in the Islanders lot so there isn't space for those with passes.	11/1/2019 7:41 PM
4	hard to drive 15 minutes if getting path or beach access within gated community, island paths have lots of road crossings so hard to bike, run	10/30/2019 11:25 PM
5	Develop a dedicated town pickleball facility. Large enough to host national tournaments. Make it a pickleball destination.	10/30/2019 10:22 PM
6	adequate	10/30/2019 1:55 AM
7	The bike paths are very important to Hilton Head's recreational offerings.	10/29/2019 9:25 PM
8	Need more benches for elderly	10/29/2019 3:33 PM
9	Signage that includes beach rules on website but not posted for visitors to see, i.e., do not disturb beach fauna (including shells that have residents, starfish. Do not leave holes in sand.	10/29/2019 12:49 PM
10	I like the "bottle filler" faucets at some of the parks. I am highly supportive of developing the Planters Row golf course into a Par 3 open to the public.	10/29/2019 11:28 AM
11	Would be very beneficial to have a dedicated Pickleball Facility	10/28/2019 8:26 PM
12	very proud of what the town has accomplished with our facilities	10/28/2019 8:10 PM
13	The Town MUST regulate tents on the beach....MUST!!	10/28/2019 7:08 PM
14	No dedicated pickleball facility and no pickleball programming that addresses the needs of working professionals who need to play evenings and weekends. We are contributing to local tax base. For that matter, almost all programming targets youth and retired.	10/28/2019 6:00 PM
15	Rec Center is Great. Need to focus on Families and Teens. Need a flowrider or some kind of attractions for locals.	10/28/2019 5:08 PM
16	Would like a Pickleball Facility at Chapin Park	10/28/2019 3:07 PM
17	Stop killing trees to build parks. Shelter Cove and the new park are blights on our beautiful community. Trees are the backbone of our island. Stop the insanity!	10/28/2019 2:54 PM
18	Either prohibit hotels from dropping off guests at the Islanders Beach Park, or change them an exorbitant fee that would discourage them from doing so.	10/28/2019 2:17 PM
19	Looking forward to potential of pickle ball facilities	10/28/2019 2:12 PM

Town of Hilton Head Island Parks Survey
 Encuesta de parques de la ciudad de Hilton Head Island **DRAFT**

20	Hilton Head should be embarrassed by it's Pickleball facilities. It is a world class tourist destination with outstanding golf, tennis and beach oportunities and has not addressed the fastest growing sport in America, Pickleball. Palmetto Dunes has built 16 beautiful dedicated courts with 8 more under construction and they are making more money from their Pickleball revenue than they do from their world class Tennis facilities. Hilton Head Beach and Tennis Resort has just built 8 beautiful dedicated Pickleball Courts. Unfortunately the town of Hilton Head is not so visionary. It is truly an embarrassment to have visitors have to set up and break down nets each and everyday to play. ball courts ith 8 more	10/28/2019 12:23 PM
21	Need more pickleball courts	10/28/2019 7:07 AM
22	WE NEED BETTER PICKEBALL FACILITIES	10/28/2019 3:06 AM
23	There are several oppotunities for Hilton Head to develop a fantastic area to play Pickleball as that is the trend for the last 10 years due to the fact it is easier on the joints etc. The red center is over crowded, PD is over crowded, many are shifting over to HHI Beach & Tennis due to the beautiful new courts & low cost with no wait times. Eventually that too will get full so the township really is missing the boat on better pickleball facilities. It's not going away , it's only getting bigger! Look how many years Tennis has been popular. Look at other areas such as Florida.... simply do some homework & you will find that HHI is missing a great opportunity.	10/28/2019 12:28 AM
24	WE NEED A DEDICATED PICKLEBALL FACILITY. THIS ISLAND FACILITIES ARE SUB PAR AND WE ARE NOT UP TO PAR WITH OTHER COMPARABLE TOWNS. WE NEED THESE FACILITIES FOR SENIOR CITIZENS SINCE THEY COMPOSE A LARGE PART OF THIS ISLAND. PLEASE CHECK YOUR TOWN MOTTO AND MISSION IN REGARDS TO THIS. CHILDREN HAVE SO MANY RECREATIONAL OPPORTUNITIES COMPARED TO SENIORS WHO ARE PAYING THE BILLS. GOLF AND TENNIS ARE ON THE DECLINE AND WE NEED TO HAVE UPDATED PICKLEBALL FACILITIES TO FILL THIS VOID. LAST YEAR TENNIS DECLINED 3% AND PICKLEBALL INCREASED 12%. OVER A PERIOD OF YEARS THIS WILL BE A SUBSTANTIAL CHANGE. WE SHOULD HAVE GOTTEN COURTS 4 YEARS AGO. WE ARE WAY BEHIND THE TIMES.	10/27/2019 11:36 PM
25	Would like permanent Pickleball home.	10/27/2019 11:19 PM
26	Additional pickleball facilities and cycling routes and facilties would be beneficial to the island, for local residents and to attract tourists to the area.	10/27/2019 10:55 PM
27	The new Rec Center is beautiful! I'm just not much of an indoor enthusiast	10/27/2019 10:50 PM
28	need more bike paths to keep them OFF all the roads	10/27/2019 7:35 PM
29	The Town needs to take a firm stand on eliminating tents at the beach!!! The young man who who takes care of Islanders Beach Park most mornings is a great Ambassador of the Town!	10/27/2019 5:13 PM
30	How about develop some of the idle land Hilton Head owns into passive parks, ie next to Broad Creek Marina.	10/27/2019 3:56 PM
31	Bathrooms at beaches, especially Driessen should be checked more often on holiday weekends or busy summer times.	10/27/2019 2:43 PM
32	Many facilities are dated.	10/27/2019 2:06 AM
33	To attract young families you need facilities for younger people not just retired people	10/26/2019 5:27 PM
34	Don't care	10/26/2019 1:27 PM
35	Public parks need better maintenance, usually messy.	10/26/2019 1:18 PM
36	Facilities are good.We need to spend money to alleviate traffic problems, and transportation, not parks.	10/25/2019 9:02 PM
37	The parks are well maintained and clean. Islanders Beach Park is fabulous!	10/25/2019 7:54 PM
38	Clean up the bike paths on South and North Forest Beach	10/25/2019 6:52 PM
39	The Town nees to build a world class pickleball center in Chaplin park as designed by the HHIPBC	10/25/2019 5:55 PM
40	Having a waterpark with slides and large lazy river would be an asset to the island.	10/25/2019 5:31 PM
41	Paid parking a MUST!	10/25/2019 5:21 PM
42	People using should shoulder ALL costs.	10/25/2019 4:57 PM

Town of Hilton Head Island Parks Survey
 Encuesta de parques de la ciudad de Hilton Head Island **DRAFT**

43	HHI sets the standard for parks	10/25/2019 4:55 PM
44	I think they are excellent and well kept	10/25/2019 4:38 PM
45	Keep Up The Good Work	10/25/2019 4:22 PM
46	We have enough corruption in our town politics , we don't need another venue for more.	10/25/2019 4:15 PM
47	We need more than one public swimming pool on the island	10/25/2019 3:45 PM
48	Need Pickleball only facilities - 12 courts	10/25/2019 3:44 PM
49	Coligny is building 5 story hotel/timeshare & has no parking available. They built a park & now there's no place to park for the beach at coligny. PEOPLE WILL EXPECT parking & facilities.	10/25/2019 3:36 PM
50	Alligators getting aggressive at Jarvis Creek Park when landing fish.	10/25/2019 3:21 PM
51	Please consider using the Planter's Row golf course owned by the Town as a new public park. Just mow the former fairways. Put some benches aside the former cart paths. Maybe make a Frisbee golf course on it. Access/parking can be offered off of Union Cemetery Road. Would be a great place for people to just go for a family picnic or just to read a book. Maybe allow the food trucks from time to time (yes, you'd have to offer some garbage cans and have the trash picked up). A small craft or music festival here and there. That's it. Don't overdo it w/ expensive playgrounds or other features. The former fairways are the 'playgrounds.' Turn it into an old-school city park.	10/25/2019 3:18 PM
52	My wife and I play pickleball at the HHI Rec Center. We are very supportive of developing a much needed new pickleball facility.	10/24/2019 9:18 PM
53	I am all for new parks because I think families with children need them, however, when building parks, I think it is very necessary to leave existing trees and foliage to remain somewhat natural looking and to provide shade.	10/22/2019 6:12 PM
54	I very much appreciate the clean restrooms and usually nice grounds. I would like to see a little better enforcement of leash laws especially on the beaches, and getting rid of feral cats	10/22/2019 3:28 PM
55	we have enough	10/22/2019 11:59 AM
56	Add pickleball courts	10/22/2019 2:14 AM
57	There are enough facilities. They just need maintained and updated for health and safety reasons.	10/21/2019 5:29 PM
58	Strongly opposed to private rental of Shelter Cove that includes playground. Not opposed to private rental of greenspace a d pavillion, but restrooms and playground should never be closed to the public.	10/21/2019 4:51 PM
59	Compare to Jennifer Ross in Sav or Hardeeville turf improvements	10/21/2019 2:09 PM
60	We hope that we maintain the goals of the Fraser Brothers when they developed the island. We are against over development	10/21/2019 12:35 AM
61	Modernize and amenitize the Chaplin Park and Burkes Beach Parks - there is so much room for improvement in both quality and space. Crossings Park is too small to support the local baseball community.	10/20/2019 4:27 PM
62	Parks: Jarvis Creek and Fish Haul GREAT. Coligny is ok. All others are not functional.	10/19/2019 11:49 PM
63	Given the number of elder full-time residents on the island I would like to see programs geared toward these residents.	10/19/2019 8:00 PM
64	The abundance of parks and recreation facilities and their maintenance and upkeep is one of the main reasons we moved here. It is critical to HHI.	10/19/2019 4:53 PM
65	We need a better swimming facility to hold large meets with a better indoor swim option	10/19/2019 10:12 AM
66	I do not have enough information on the P& R budget.	10/18/2019 10:42 PM
67	Turn the golf course along 278 that the Town purchased from Port Royal (after Hurricane Matthew) into a nice park	10/18/2019 5:02 PM
68	1. Better policing of islanders parking spaces at islander beach. Tired of tourists in spaces. 2. Too many off leash dogs pooping everywhere. Give tickets. 3. No beach fishing, too dangerous. 4. Clean up and better maintain smaller parks like green shell.	10/18/2019 2:01 PM

Town of Hilton Head Island Parks Survey
 Encuesta de parques de la ciudad de Hilton Head Island **DRAFT**

69	There is very little promotion of the amenities and programs available on thee island. For example, I am aware of the new Island Rec facility, but I have never received any direct information about it and its operations.o	10/18/2019 11:36 AM
70	We love the water feature at Coligny. Coligny has been a great beach access point.	10/18/2019 3:05 AM
71	HHI needs a sports complex for soccer, youth baseball tournaments for residents and economic development. This facility should be placed at the Planters Row property. HHI needs a new indoor competitive swimming facility for residents and tournaments. This facility should be combined with a mid-island community center and outdoor water park and placed at Chaplin Park.	10/17/2019 7:48 PM
72	I'd like to see dedicated Pickelball facilities	10/17/2019 7:00 PM
73	Mejorar Barker field please! We need help there.	10/16/2019 5:04 PM
74	Poor facilities - no pride in working to maintain quality fields. Soccer fields are an afterthought	10/16/2019 4:59 PM
75	Specifically interested in artificial turf at Chaplin Park. It would extend the use of that facility for the many uses of the fields there.	10/16/2019 4:39 PM
76	It would be fantastic to see the fields redone with appropriate turf to develop our young athletes.	10/16/2019 3:53 PM
77	Poor maintenance	10/16/2019 3:33 PM
78	facilities are overused	10/16/2019 3:18 PM
79	The Island Rec facilities are far too expensive for families. Also, we need more parks for children. Add novel playground equipment (like the train park or shrimp boat park in Bluffton) that children was to use.	10/16/2019 2:40 PM
80	Additional Pickleball Facilities	10/16/2019 5:22 AM
81	Would like to see at least some of the senior activities available at new center.	10/16/2019 2:22 AM
82	all need more upkeep, and upgrading	10/16/2019 1:28 AM
83	Jarvis wasn't mentioned; How's improvements going at Nature Preserve?; Dedicated Pickleball courts???	10/15/2019 3:34 PM
84	I strongly support the addition of a dedicated pickle ball complex.	10/15/2019 3:18 PM
85	The Town should purchase the land on Folly Field Rd.(Former PRRC) and make a world class tennis facility/ pool, pickleball.	10/15/2019 2:38 PM
86	Love your faciilities. Add a waterpark!	10/15/2019 2:20 PM
87	Public concerts - build pavilions at other than coligny to disperse crowds and facilitate traffic to	10/15/2019 1:57 PM
88	Again- maintain Beach Access points!!! This is where the Money is for Tourists!!	10/15/2019 1:53 PM
89	Awesome facilities	10/15/2019 11:50 AM
90	Improve old Planters Row golf course for recreational needs	10/15/2019 10:45 AM
91	Bristol Sports Arena has a lot of potential-could be enclosed or add netting to accommodate other sports	10/14/2019 7:56 PM
92	Love Shleter Cove park, althought we need to finish it. Please add beach volleyball. Looking forward to the new park at Coligny.	10/14/2019 5:08 PM
93	clean and pleasant	10/14/2019 1:57 PM
94	The town has many and beautiful facilities. Thank you.	10/14/2019 1:21 PM
95	Provide more information about the parks	10/14/2019 12:46 PM
96	Island Rec is one of the nicest facilities I have ever visited. The pool is exceptional and there is a strong and smart set of coordinators for it.	10/14/2019 12:24 PM
97	We need dedicated Pickleball facilities, perhaps at Chaplin Park	10/14/2019 1:01 AM
98	Prefer that you build a pickle ball complex...this would be extremely beneficial for HH Island...bring in and generate \$\$\$ for city and business... during the off season Nov - March plus throughout the rest of the year...	10/14/2019 12:43 AM

Town of Hilton Head Island Parks Survey
 Encuesta de parques de la ciudad de Hilton Head Island **DRAFT**

99	Coligny park is a viable park and we have visitors that live in the county and pay not a dime to use it. The parking is taking away from many that can use it. If you charge for parking at ALL the parks they may appreciate it more. We pay for our pass at Local Islanders etc. There is no parking left for us and we get a ticket if not in designated spot. Toll the spots that are illegal parked. If we have a sticker WE HAVE PAID. Make them pay. Furious we pay and you ticket us. Not fair. Please consider your residents that pay taxes and not the ones coming from Bluffton etc to take advantage of our facilities FOR FREE!!!!!!	10/13/2019 7:52 PM
100	I would like to see Barker field improved - this would be a huge win for our community!	10/13/2019 7:40 PM
101	Very dangerous to walk or bike ANYWHERE from one end of the island - the main roads have become HIGHWAYS and increasingly dangerous	10/13/2019 7:33 PM
102	In general the towns parks , space is looking old, tired especially on the North end. Too many empty, abandoned buildings. Town needs not only to buy up some of the empty lots, buildings but build parks, open space on them. We don't need more strip malls!	10/13/2019 7:33 PM
103	Use Port Royal golf course for parkland, 9 hole municipal course, and community gardens. Also a venue for weddings.	10/13/2019 3:59 PM
104	HHI is behind the senior retirement recreational amenities curve.Tennis-golf-biking-walking-water rec are good. Pickleball is noticeably sub-par.	10/13/2019 2:41 AM
105	Would like to see dedicated Pickleball courts that keep up with the growing demand.	10/12/2019 7:54 PM
106	Very well maintained	10/12/2019 7:33 PM
107	The fields are in horrible/unusable condition 8-10 months of the year...	10/12/2019 1:04 PM
108	Permanent pickle all courts that don't cost an arm and a leg	10/12/2019 12:26 PM
109	We need turf fields	10/12/2019 12:08 PM
110	Compass rose park is a non functional park. We do not need parks like this. Parking at islanders beach needs to be expanded. They put up barriers so you cannot park around the edges and parking is always a problem in the summer.	10/12/2019 11:20 AM
111	We need better pickleball courts.	10/12/2019 4:09 AM
112	There is no youth fastpitch softball offered on the island	10/12/2019 12:56 AM
113	We badly need an indoor pool on the island!!!!	10/12/2019 12:20 AM
114	We need an indoor swimming pool! Not enclosed by a 'bubble'.	10/12/2019 12:09 AM
115	Need permanent pickleball facility	10/11/2019 10:15 PM
116	HHI needs to build a pickleball center	10/11/2019 9:33 PM
117	Need more and better pickle ball courts	10/11/2019 8:41 PM
118	need more permanent pickleball courts	10/11/2019 8:40 PM
119	Not enough unimproved areas with paths for walking, including dog walking. Not enough open rec areas for the number of people using them. Would love to see the old golf course on Dillon Rd turned into a park with dog friendly paths.	10/11/2019 8:40 PM
120	While we do not have a permanent home in Hilton Head, I hope HHI is able to build the proposed pickleball facility. My wife and I winter in HHI and look forward to playing pickleball and socializing with all of our HHI friends.	10/11/2019 7:00 PM
121	Would like to see more pickle ball venues.	10/11/2019 6:57 PM
122	Need some dedicated pickle ball courts with permanent nets so more people can play of all levels	10/11/2019 6:55 PM
123	Traveling around the US, more and more communities are providing public pickleball facilities, seeing the need and demand. A first class, public dedicated pickleball facility would compliment the other recreational activities (golf, tennis, water sports) on the island. Look to communities like Myrtle Beach, Naples, Aiken, and hundreds more for an examples.	10/11/2019 6:24 PM
124	pickleball played at Andrianna should have bathrooms	10/11/2019 5:44 PM
125	Believe maintenance/needed replacement best action. Plenty of other available activities	10/11/2019 5:42 PM
126	island needs a dedicated Pickleball facility/park	10/11/2019 5:23 PM

Town of Hilton Head Island Parks Survey
 Encuesta de parques de la ciudad de Hilton Head Island **DRAFT**

127	Need a nice designated pickleball facility	10/11/2019 5:02 PM
128	the baseball fields are the worst we have seen in our travel baseball experience. At crossing Park there is only 1 field that could be used to host a tournament for players over 12 years old. There is no place to host an real indoor volleyball tournament. There is no place to host a sand volleyball tournament or for people to play or practice except for the Tiki Bar. This is not the greatest venue for kids to be in with the alcohol and some of the comments we have heard from some intoxicated people to young girls. The island needs a safe and family friendly environment. Through our time in travel sports we have noticed and talked about why Hilton Head has such poor and badly designed facilities compared to almost everywhere we go. Hilton Head needs to stop being a discount resort and start to try and be a sports destination. The amount of people who travel and play volleyball and baseball in enormous. The amount of money spent in these events is incredible. The amount of bed nights that could be generated, restaurants, retail, taxes. Hilton Head has been and is still missing an incredible opportunity because our facilities are poorly designed and maintained, or non existent all together. We are wasting money on parks that are barley used and serve very little true purpose. We have poor parking at the beach and now we are building another park near Coligny . Pope Ave repave is a mess, We are building things that will get minimum use, generate no revenue, and cost a fortune to maintain. T,	10/11/2019 4:26 PM
129	There should be a few more options for RV/Bus parking rather than 3 spaces at Driessen.	10/11/2019 4:20 PM
130	We need a dedicated pickleball facility. Pickleball is the fastest growing sport in the US, is healthy exercise, and provides that exercise with a lower risk of injuries than some other sports such as tennis. Quite apart from benefits to the HHI poulation, it would provide a stimulus for people to move to the Island.	10/11/2019 4:14 PM
131	Excited about the new Lowcountry Celebration Park, Really enjoy Shelter Cove Park	10/11/2019 4:09 PM
132	Liter on and near the parks is an eye sore. Parking is limited.	10/11/2019 3:28 PM
133	Would LVOE to see Chaplin park re-worked to be more effcient... turf fields, improved parking and lighting. This seems to be the most likely spot for mulitiple fields appropriate to host tournaments.. soccer, lacrosse, etc.	10/11/2019 2:33 PM
134	We need a dedicated Pickleball facility	10/11/2019 2:23 PM
135	We would love to see development of public pickleball courts!	10/11/2019 2:05 PM
136	We moved here a year ago from Columbia, SC. I was very surprised at the lack of and condition of pickleball facilities that were on HHI. I play at Addrianna Lane where we consistently have many people playing (12-25 people on average), both residents and visitors. First, there is no bathroom there. Second, the pickleball lines are FAINTLY painted on the tennis courts (and the tennis lines were repainted so they are very bright and stand out much more.) We are very much in need of a dedicated pickleball facility as part of the REC center. We need courts that are solely built and lined for pickleball (and of courts with restroom facilities.) Pickleball is a fast growing widely popular sport. There is a reason why Palmetto Dunes has built pickleball courts in place of some of their tennis courts. And I hear they are building 8 more! Please consider a new dedicated pickleball facility! It will pay off.	10/11/2019 12:49 PM
137	Let's create a world class Pickleball center that the demand for Pickleball calls for. It will be worth it to draw people to come live on HH and help drive property values. It's the fastest growing sport in the US.	10/11/2019 12:36 PM
138	We really need dedicated Pickleball courts.	10/11/2019 12:29 PM
139	Pickleball is very important!	10/11/2019 11:54 AM
140	Hilton Head needs a Pickleball complex. They are missing the boat big time.	10/11/2019 11:51 AM
141	our pickleball facilities at the Rec Center are adequate at best and an embarrassment for Hilton Head at worst	10/11/2019 11:51 AM
142	Pickleball facilities are in need of much improvement, you redo 6 courts and then put in a handicap ramp that is only used in emergencies and destroy the use of one court	10/11/2019 11:51 AM
143	Pickleball Rocks	10/11/2019 11:42 AM
144	Go Pickle Ball	10/11/2019 11:38 AM
145	Permanent Pickleball Facility at Chaplin Park top recreational activity added asap	10/11/2019 11:32 AM
146	Need Dedicated Pickleball courts	10/11/2019 11:18 AM

Town of Hilton Head Island Parks Survey
 Encuesta de parques de la ciudad de Hilton Head Island **DRAFT**

147	I would love to collaborate with the department redoing the Spanish translations of signs in the parks. The current ones in some beaches contain horrendous gramatical and translation errors: ccrfs@gmail.com	10/11/2019 4:08 AM
148	pretty good over all.	10/10/2019 8:40 PM
149	Hilton Head needs permanent public Pickleball facilities. They are going up everywhere but here. It's a nationwide sport that's growing exponentially and we are seriously behind the curve with development here on Hilton Head.	10/10/2019 8:10 PM
150	Hilton Head Island is way behind on public pickleball. This recreation is fast-growing nationally but the town has no courts dedicated to pickleball.	10/10/2019 7:03 PM
151	We are brand new to the area, but are very impressed with the HHP Recreaton Center and the Dolphin Head Park	10/10/2019 4:49 PM
152	Need a signature pathway trail and the continuing upgrading of the Town's bike/ped facilities.	10/10/2019 1:55 PM
153	Jarvis Park needs more attention to trash pick up. The groups that use the park on the weekends leave a mess, trash cans are unsecured.	10/10/2019 11:13 AM
154	Buy the old Sam's Club and make it an indoor pickle ball faciity	10/10/2019 2:58 AM
155	a few areas have been designated lower to moderate income neighborhoods and as developed, walkiing distance parks should be established for younger family access.	10/10/2019 2:32 AM
156	Some are dated but work fine.	10/10/2019 12:33 AM
157	Dolphin needs a little improvement ,walkways ect	10/9/2019 11:18 PM
158	I think that they are awesome and people should be thankful they have them.	10/9/2019 11:17 PM
159	Please improve the soccer field and playground conditions at Barker. Thank you!	10/9/2019 10:05 PM
160	need more pickleball courts	10/9/2019 9:23 PM
161	Given large % of population in gated community need to find something different	10/9/2019 9:11 PM
162	WE DON"T need any more parks. We need land covered with trees. Stop ripping up the Island with parks and development.	10/9/2019 8:22 PM
163	Islanders Beach has great facilities and parking. Please keep up the good maintenance	10/9/2019 8:17 PM
164	The pool should have been redone and improved when the Rec Center was rebuilt. Major failure and missed opportunity here	10/9/2019 8:02 PM
165	More Pickleball courts needed!	10/9/2019 8:01 PM
166	We need showers and changing rooms at the beaches.	10/9/2019 8:01 PM
167	My bigger concern is with the airport and its expansion. I feel it's growth significantly detracts from HHI and attempts to cater to the wrong crowd of visitors	10/9/2019 7:14 PM
168	Need 100% tennis availability. Not closed to team, spring break tennis, no lights. Hs courts need to be available to all, at all times, without hassle	10/9/2019 7:13 PM
169	The Islanders Beach Park needs to be cleaned up. There are lots of dead trees, etc. The restrooms need a refresh and if you cleaned out the trees you could put in more parking. Also, the fine to park in the residents area is way too low. It is not a deterrent. It should be at a min \$100. I never see anyone checking the parking. I see many non residents park in the residents area w no sticker.	10/9/2019 6:56 PM
170	Need a public pickleball complex	10/9/2019 6:53 PM
171	Saltwater fishing areas, docks, beaches, etc	10/9/2019 6:52 PM
172	I can only speak of Jarvis Park as I am there everyday. I love it just the way it is. Many of our visitors walk there and walk their dogs there. Please do not disturb it's serenity.	10/9/2019 6:36 PM
173	I'm seeing too much litter this year compared to previous years.	10/9/2019 6:19 PM
174	Not Enough, over used POORLY maintained	10/9/2019 6:16 PM
175	good enough	10/9/2019 6:15 PM
176	Doing a great job. Jarvis Park is a great place to visit.	10/9/2019 6:13 PM

Town of Hilton Head Island Parks Survey
 Encuesta de parques de la ciudad de Hilton Head Island **DRAFT**

177	great job on bike paths and parks- but have noticed increases trash in recent years	10/9/2019 5:47 PM
178	We have a perfect amount of parks on the island, we don't need anymore. Preserve the town owned woods and open spaces and keep them as they are, undeveloped natural beauty. Purchase more land to save it from development. Keep this island as the natural treasure it is.	10/9/2019 5:15 PM
179	Well maintained	10/9/2019 4:56 PM
180	Hilton Head needs a Town Parks and Rec Department. Island Rec is not getting the job done.	10/9/2019 4:08 PM
181	We have enough Parks - Users should pay a fee for a class or service	10/9/2019 3:56 PM
182	Consider creating a pickle ball facility	10/9/2019 1:37 PM
183	Need an "overlook" (off main walkway) at Islanders Beach Park for wheelchair bound residents & their caretakers	10/9/2019 10:45 AM
184	We need dedicated public pickleball courts!!	10/9/2019 3:01 AM
185	Develop a better field/turf maintenance plan so that fields can be used year round	10/9/2019 2:15 AM
186	Make Planters Row a new passive, environmental park	10/9/2019 12:45 AM
187	Need more ref center type facilities	10/9/2019 12:02 AM
188	If Jarvis was safe and well maintained, I would use it often.	10/8/2019 11:21 PM
189	We need another tennis backboard!	10/8/2019 10:23 PM
190	Facilities are mostly well run, but the trash and bathroom cleaning at beach parks is terrible during the summer months.	10/8/2019 10:17 PM
191	It's great news that this initiative is underway, and that Hilton Head town government will take charge of its open spaces	10/8/2019 10:04 PM
192	At the Shelter Cove Community Park you planned on having boardwalk out in the water and I don't see it happening. Also the left side of the park should become more park space and views of Broad Creek with one or two rows of additional blacktop parking	10/8/2019 9:58 PM
193	Betsy Jukofsky Xeriscape Garden could be very peaceful and beautiful but it is not maintained well.	10/8/2019 9:40 PM
194	Rest rooms and water fountains clean and operational all year. More playgrounds.	10/8/2019 9:29 PM
195	Facilities are great	10/8/2019 9:25 PM
#	COMMENTS ON PROGRAMS (COMENTARIOS SOBRE PROGRAMAS)	DATE
1	The Coastal Discovery Museum has great programs!	11/2/2019 2:57 AM
2	Just don't know what they are. A mailing would help	11/1/2019 10:53 PM
3	like free shelter cove events, wish more community get togethers that are free	10/30/2019 11:25 PM
4	Need dedicated pickleball courts. Improve Adrianna (take over from County). Provide competition for Palmetto Dunes to keep pricing in check.	10/30/2019 10:22 PM
5	excellent	10/30/2019 1:55 AM
6	Bike path safety and enjoyment is already tricky during high season, due to high use. E-bikes and scooters are only going to increase the challenge. I'd add two new signs (spaced perhaps no more than every mile or so): (1) "Passing on the Left" and (2) "Speed Limit 7" (or whatever speed limit is decided).	10/29/2019 9:25 PM
7	Halt further residential development, keep undeveloped land as parks and preserves, offer incentives for development of abandoned building to offer affordable housing.	10/29/2019 12:49 PM
8	With a dedicated Pickleball Facility there could be more instructional activities	10/28/2019 8:26 PM
9	Need dedicated facility / indoor and outdoor /	10/28/2019 6:00 PM
10	Families and Teens programming	10/28/2019 5:08 PM
11	All cities and communities seem to be adding pickle ball courts. HH seems to be way behind as far as facilities for residents.	10/28/2019 11:04 AM

Town of Hilton Head Island Parks Survey
 Encuesta de parques de la ciudad de Hilton Head Island **DRAFT**

12	OUR FACILITIES FOR PICKLEBALL HERE ARE EMBARRASSING. VISITORS CONSTANTLY COMMENT ABOUT THE POOR FACILITIES HERE.	10/27/2019 11:36 PM
13	Pickleball clinics and tourneys.	10/27/2019 11:19 PM
14	Need Pickleball complex	10/27/2019 11:13 PM
15	I love the pickleball program. Extremely welcoming. Just wish there were dedicated courts	10/27/2019 10:50 PM
16	Build pickleball facilities	10/27/2019 10:49 PM
17	Programs are not widely advertised in Beaufort County.	10/27/2019 2:06 AM
18	Add programs designed for teens! Go back to the original mission of the Youth Center!	10/26/2019 5:27 PM
19	Don't care	10/26/2019 1:27 PM
20	Programs are diversified and adequate.	10/25/2019 9:02 PM
21	The town should create a P&R department to promote & coordinate programs.	10/25/2019 5:55 PM
22	Please advertise (even to part timers) programs available.	10/25/2019 5:27 PM
23	Rec events at the parks are all the same, not interesting , not diverse.	10/25/2019 5:21 PM
24	If you can't find something you like, your not trying	10/25/2019 4:38 PM
25	Keep Up The Good Work	10/25/2019 4:22 PM
26	I don't participate in programs much.	10/22/2019 3:28 PM
27	we have enough	10/22/2019 11:59 AM
28	Would like to use programs at Honey Horn, but for the short-time we are there would prefer to use water activities.	10/21/2019 5:29 PM
29	need to know more about what programs are offered.	10/19/2019 4:53 PM
30	I do not have enough information on the P&R budget.	10/18/2019 10:42 PM
31	Would love to see more programs geared towards younger families	10/18/2019 5:02 PM
32	There is little or no information available about the programs and facilities. My plantation sends out a monthly newsletter. My country club sends emails. Organization communicate. The town does not. Just hosts a website.	10/18/2019 11:36 AM
33	A borader range of traditional recreation programs offered in Towns and Cities with fully developed parks and recreation departments.	10/17/2019 7:48 PM
34	Facilitar medios de comunicaci3n donde me pueda enterar de eventos, programas y actividades de HHI.	10/16/2019 5:04 PM
35	Bad quality field	10/16/2019 3:33 PM
36	programs ok	10/16/2019 3:18 PM
37	note involved with programs	10/16/2019 1:28 AM
38	Need more morning classes at rec center	10/15/2019 4:52 PM
39	Your communication is top notch. Appreciate the emails with event announcements.	10/15/2019 2:20 PM
40	Concerts plays	10/15/2019 1:57 PM
41	Would love more young adult Rec leagues! Currently many activities take place during the day when retirees can participate. Evening/weekend kickball league would be great!	10/15/2019 11:50 AM
42	Futsal is one of the fastest growing sports in the Country. Existing Soccer players are traveling all the way to Charleston to play	10/14/2019 7:56 PM
43	not sure of programs except food event in parks	10/14/2019 1:57 PM
44	I am looking forward to more water aerobics opportunities at the Island Rec. They are working hard on that and other ways to utilize the beautiful pool and the reasonable cost to attend.	10/14/2019 12:24 PM
45	More Pickleball facilities and programs, please.	10/14/2019 1:01 AM
46	pickle ball complex should generate \$\$\$ to help fund and enhance all programs	10/14/2019 12:43 AM

Town of Hilton Head Island Parks Survey
 Encuesta de parques de la ciudad de Hilton Head Island **DRAFT**

47	Have called numerous times for tennis at Chaplin, in 5 years not one phone called return. Communication for programs are very poor.	10/13/2019 7:52 PM
48	Publicize weekly schedule in paper	10/13/2019 3:59 PM
49	Would like to see Pickleball programming and more running activities.	10/12/2019 7:54 PM
50	Programs thru Senior Center are great!	10/12/2019 7:33 PM
51	Appreciate emails/ news from island Rec center	10/11/2019 10:15 PM
52	The town should create a P&R department to promote & coordinate programs.	10/11/2019 9:33 PM
53	Silver Sneakers should be a part of the Island Rec Center. Need more pickleball courts.	10/11/2019 3:28 PM
54	There is a sign at the Baseball Park at Crossing park that reads no dogs and EVERY SINGLE time I have been there 2 huge pitbulls are there with their owner. Off leash or at the very least the owner is not holding the leashes. They seem well behaved but are very intimidating - they aren't small.	10/11/2019 2:33 PM
55	Pickleball program is excellent	10/11/2019 11:42 AM
56	Other than the REC Center not much is published widely	10/10/2019 8:40 PM
57	The Island Recreation Center provides a fine range of programs.	10/10/2019 7:03 PM
58	Don't like that the town allows programs like the go carts on the island.	10/10/2019 4:17 PM
59	Need to market the parks to make people aware of programs and places. Need a P&R department- too fragmented now	10/10/2019 1:55 PM
60	Rare to find free programs at any parks	10/10/2019 12:33 AM
61	Shelter Cove area has great outdoor programs. Please continue.	10/9/2019 8:17 PM
62	The pool lap swim time is very limited and the cost to swim there is too high for the facilities provided. Private swim team occupy too much of the time allotted for the pool. The tennis courts will also be rented out for weeks to schools, closing it to the public, with no notification made to the public. These are town and public facilities paid for by tax payers - but they are rented out to private groups at the expense of the tax payer. This is unacceptable.	10/9/2019 8:02 PM
63	Need more programs for adults and seniors	10/9/2019 7:13 PM
64	More pickleball courts and facilities for tournaments	10/9/2019 6:53 PM
65	Programs are enjoyed at Shelter Cove and Honey Horn. We do not need additional parks for events just ones to exercise and enjoy nature.	10/9/2019 6:36 PM
66	Fine	10/9/2019 6:16 PM
67	More programs than ever seen before	10/9/2019 4:56 PM
68	I don't use the programs, except for special events/festivals which are well run.	10/8/2019 10:17 PM
69	More programs for visiting children. Playgrounds with more equipment.	10/8/2019 9:29 PM
#	COMMENTS ON FUNDING (COMENTARIOS SOBRE FINANCIACIÓN)	DATE
1	Take the money the mayor spends on travel. Sorry could not resist	11/1/2019 10:53 PM
2	should be able to do this within the current town budget (already increases for roads, maybe schools)	10/30/2019 11:25 PM
3	Provide matching funds through fund raising and grants for a dedicated Pickleball facility.	10/30/2019 10:22 PM
4	maintain at current status, Pope Ave park excessive for day trippers, not locals when demographics of island indicate a cultural center would enhance life style.	10/30/2019 1:55 AM
5	These two signs would communicate the standard for interaction and behavior--regardless of type of vehicle. (My assumption is that it's not tenable to ban e-bikes and scooters.)	10/29/2019 9:25 PM
6	Appreciating the fact that we were blessed to become residents and we bought existing housing rather than build new. If we continue to develop this island, we will become like every other vacation island community... over developed, loud, hot, high crime, dirty and the appreciation of what is different about HHI, will be lost.	10/29/2019 12:49 PM
7	The town should facilitate funding to active sports the whole family can play	10/28/2019 8:26 PM

Town of Hilton Head Island Parks Survey
 Encuesta de parques de la ciudad de Hilton Head Island **DRAFT**

8	I think many of us are willing to help with fundraising as long as we are promised an outcome. No giving money back to the donors if this doesn't work out. That's not good! Be serious & get it done	10/28/2019 12:28 AM
9	You just spent hundreds of thousands of dollars at Cordillo and I know they will not get anywhere near the use that a pickleball facility will get. I understand why you did it but it was not a good example of money well spent. Besides town/contractor ineptness was demonstrated again. Pickleball courts are not marked correctly. A 10 year could look at the necessary dimensions and lay it out correctly. Please correct this so the town does not look so inept. Who is responsible for such a ridiculous mistake? Get it fixed!	10/27/2019 11:36 PM
10	New Pickleball complex funded by Town.	10/27/2019 11:19 PM
11	County wide funding is a possibility since many locals visit Hilton Head for performing arts, shopping, and other events.	10/27/2019 2:06 AM
12	Reduce funding except for beach parks	10/26/2019 1:27 PM
13	Funding must come from the Taxes we currently pay.	10/26/2019 1:18 PM
14	Quit taking people's hard earned money for grandiose schemes which are underutilized already	10/25/2019 11:57 PM
15	Lets use the money we have wisely, and not even think about raising any more taxes.	10/25/2019 9:02 PM
16	HH should be more aggressive in forming public/private patnerships to fund new P&R development.	10/25/2019 5:55 PM
17	There is a great need to take care of the non gated areas of the community that are the showcase for HH. The trash, congestion, parking, lack of staff to fine violations at the primary beach you promote (Coligny) is shameful and embarrassing as a resident of over 40 years.	10/25/2019 5:21 PM
18	See above. We don't use public parks and don't want to pay for them	10/25/2019 4:57 PM
19	Seems to be adequate	10/25/2019 4:38 PM
20	Need more - get more money from Beaufort County	10/25/2019 3:44 PM
21	The funding was wrong for a Coligny park when 5 story hotel/timeshare will not have enough parking for that facility & beach. There's not enough beach parking now for those who live here.	10/25/2019 3:36 PM
22	I know the town has many demands on limited funds, but I use and appreciate the parks a lot.	10/22/2019 3:28 PM
23	do not increase for extra , just maintain what we have	10/22/2019 11:59 AM
24	We pay enough taxes as out of state resident without voting rights and do not want to increase them to pay for things we rarely use. Fees should come from rents, leases and those who lease or rent properties.	10/21/2019 5:29 PM
25	Sports travel would bring in money like it does in Greenville/savannah	10/21/2019 2:09 PM
26	The town has to be the largest landowner on the island and presumably owns numerous tracks (like the former port royal golf course) that could be developed into great parks facilities. It is inexplicable that we live in a resort town with such poor facilities. If the town wants to recruit the next generation residents what better way than introducing them to the island in the shoulder seasons which would help our local businesses.	10/20/2019 3:48 PM
27	I do not have enough information on the P & R budget.	10/18/2019 10:42 PM
28	Education & housing are bigger priorities than parks	10/18/2019 5:02 PM
29	Don't ask for comments on funding, can't comment without seeing budgets and income. Will not vote or approve any additional funding.	10/18/2019 2:01 PM
30	Except for the rec center and the circuit training set up at Jarvis Creek, there is not much "recreation." The best recreation everyone is aware of are the bike trails. You never mentioned them in the survey.	10/18/2019 11:36 AM
31	HHI should create a fully developed parks and recreation department with a permanent source of funding.	10/17/2019 7:48 PM
32	rec and park improvements need to be a priority for our community	10/16/2019 3:18 PM
33	more is needed	10/16/2019 1:28 AM
34	Survey wording does not appear to be entirely objective. Some questions are leading and suggest a not so unbiased agenda by island rec. Disappointing	10/15/2019 8:20 PM

Town of Hilton Head Island Parks Survey
 Encuesta de parques de la ciudad de Hilton Head Island **DRAFT**

35	Fund for new parks and buying land. Especially on Folly Field Rd as I had suggested to David Bennett and John Mcann	10/15/2019 2:38 PM
36	Charge for beach parking to bring funds in from tourists to help defray costs to residents	10/15/2019 1:57 PM
37	Funding for improvements should be an absolute priorities. The island is a destination but also a place where families work and live and we would like to have more things to do near home	10/14/2019 7:56 PM
38	I assume that community recreation centers are funding largely by the city, but fund raising is always necessary. The prices as of now can't be beat on the island. The the facilities that are cheaper (the few in Bluffton) do not begin to meet the standards of equipment and cleanliness of the Island Rec,	10/14/2019 12:24 PM
39	Take care of what you have. QUIT BUILDING, QUIT TAKING UP MORE LAND. Either repurpose what you have and then take care of it. You have built many new things and nothing is filled or maintained. STOP BUILDING. You are taking away exactly what people love of the island. Simple, not built out, green space. Hope you will consider keeping the integrity of the island as it has always been. Quiet, simple, non commercial, but only necessity. You cannot even employ the people to man what you have. Stop and take a deep breath. Improve our roads, potholes, improve bike paths, tighter security. Get all those right and then take on more. Thank you	10/13/2019 7:52 PM
40	There appears to be a lot of money spent on advertising this island which has resulted in increase tourism which is great But money needs to be spent on updating the island.	10/13/2019 7:33 PM
41	How much funding is needed?	10/13/2019 3:59 PM
42	Willing to pay more for senior center programs	10/12/2019 7:33 PM
43	Please for the love of God invest in the sports fields on this island...	10/12/2019 1:04 PM
44	Please fund pickleball facility	10/11/2019 10:15 PM
45	HH should be more aggressive in forming public/private patnerships to fund new P&R development.	10/11/2019 9:33 PM
46	I understand that the Hilton Head pickleball club will be doing a fund raiser to fast track a needed facility. I would support this but this should really be totally funded by HHI for the benefit of their citizens and to promote more tourism in the area.	10/11/2019 6:24 PM
47	Do not want additional cost for households beyond taxes	10/11/2019 5:42 PM
48	Permanent , fully dedicated PickleBall courts would be good.	10/11/2019 5:01 PM
49	the question pertaining to the budget % spend can't be answered reasonably, when the spend to maintain is not known	10/11/2019 4:20 PM
50	Should have metered parking to help pay for some of this and upkeep.	10/11/2019 4:09 PM
51	Would hesitate to donate if seniors (Silver Sneakers) isn't accepted.	10/11/2019 3:28 PM
52	Public private partnerships seem key. As well as making sure the Town is in charge of our local land and parks and programs - not the county. You are welcome to reach out to me, Hillary Dollenberg, 843.290.3063. I will help however I can.	10/11/2019 2:33 PM
53	fund a pickle ball center	10/11/2019 1:25 PM
54	we need a dedicated pickleball center to stay relative as a vacation destination	10/11/2019 11:51 AM
55	you can spend thousands of dollars on some projects and nickle and dime pickle ball	10/11/2019 11:51 AM
56	Pickleball Club will provide \$200,000 toward erecting 24 permanent courts in Chaplin Park in 2020	10/11/2019 11:32 AM
57	Support maintenance and improvement as long as it is within the current budget and will not bring a trax increase to residents.	10/11/2019 4:08 AM
58	Georgia has \$5 per night feed on all Hotel rooms so I would be in favor of that approach.	10/10/2019 8:40 PM
59	Funding should follow the specific demonstrated public interests.	10/10/2019 7:03 PM
60	We should be buying more land to protect it from being developed like Fish Haul.	10/10/2019 2:43 PM
61	Need a plan. Funding now piecemeal and reactive.	10/10/2019 1:55 PM
62	We pay enough in taxes now. The taxes on dining out are enough to fund this.	10/10/2019 11:13 AM

Town of Hilton Head Island Parks Survey
Encuesta de parques de la ciudad de Hilton Head Island **DRAFT**

63	parkland dedication or in-lieu fees should be collected from the various developments (north end) to provide walking distance parks for these lower to moderate income projects.	10/10/2019 2:32 AM
64	Be smart and prioritize funding. Develop Workforce housing close to a park and require the residents to volunteer 8 hours a month in exchange for their reduced housing costs	10/10/2019 12:33 AM
65	First priority is to the residence of Hilton Head Island. Not tourism	10/9/2019 9:23 PM
66	Please spend on maintenance and upgrades vs. new parks	10/9/2019 8:17 PM
67	Please take advantage of the funding being raised by the HHI Pickleball Club	10/9/2019 6:53 PM
68	No more money until what is now is fixed!	10/9/2019 6:18 PM
69	Not enough or wasted - the quality of our fields is horrible - especially compared to other towns/counties/states	10/9/2019 6:16 PM
70	Use funding for open space not parks	10/9/2019 6:12 PM
71	use available funds on a rotating basis to improve and maintain existing parks. Apply for state and federal grants to fund additional needs	10/9/2019 5:15 PM
72	Maintain and improve what we have, don't add more.	10/9/2019 4:56 PM
73	No new Parks are needed	10/9/2019 3:56 PM
74	More funds from Town and County should be allocated for recreation here on Hilton Head Island	10/9/2019 2:15 AM
75	Spend more on rec and less on arts	10/9/2019 12:02 AM
76	Any funding for new facilities should be spent on a high quality aquatic center.	10/8/2019 10:17 PM
77	Not my area of expertise.	10/8/2019 9:29 PM
78	Should be paid for by people who use them	10/8/2019 9:25 PM
79	The funding is adequate. Perhaps there are ways to save money?	10/8/2019 9:18 PM

Example Facility Usage Agreement

Brookhaven, Georgia (modified)

THIS AGREEMENT by and between the CITY OF BROOKHAVEN, GEORGIA, a municipal body politic and corporate (hereinafter "CITY"), and MURPHEY CANDLER GIRLS SOFTBALL ASSOCIATION, INC., P.O. Box 46771, Atlanta, GA 31146, a private nonprofit corporation organized under the laws of the State of Georgia (hereinafter "MCGSA").

WITNESSETH:

WHEREAS, City owns and operates Murphey Candler Park located at 1551 West Nancy Creek Drive, Brookhaven, Georgia (the "Facilities") for the purpose of serving the residents of the City of Brookhaven and surrounding areas;

WHEREAS, City recognizes and appreciates the history of Murphey Candler Girls Softball Association, Inc. and its forty-six (46) plus years of serving the local community, and would like for MCGSA to continue providing these valuable services at Murphey Candler Park in a similar fashion as it has in the past for many years to come; and

WHEREAS, MCGSA desires to operate a softball program for the benefit of the residents of the City of Brookhaven and surrounding areas and agrees to utilize space in the Facilities in accordance with the terms and conditions hereinafter set forth.

NOW, THEREFORE, the parties hereto agree as follows:

1. City does hereby grant to MCGSA use of the Space and Shared Space delineated on the layout attached hereto as Exhibit "B" and by reference made a part hereof:
2. The term of this Agreement shall be for a one (1) year period beginning on January 1,

7. Upon MCGSA's execution of this Agreement, MCGSA shall furnish to City a copy of its comprehensive general public liability insurance policy evidencing such insurance coverage through an insurance company or companies doing business in Georgia and acceptable to City showing:

- (a) City as an additional insured;
- (b) The required endorsement;
- (c) The location and the operations to which the insurance applies;
- (d) The expiration date of the policy or policies; and
- (e) An agreement that the policy or policies certified will not be changed or canceled without prior notice to City.

Prior to ten (10) days before the expiration of any such insurance policy, MCGSA shall deliver to City a certificate or certificates renewing or extending the terms for a period of at least one (1) year, or a certificate or certificates acceptable to City evidencing the required insurance coverage.

8. MCGSA shall at all times exonerate, indemnify, defend and save harmless City from and against all claims or actions, and all expenses incidental to the defense of any such claims, litigation, and actions (including attorneys' fees), based upon or arising out of damage or injury (including death) to persons or property (i) caused by MCGSA or any party engaged in or observing any MCGSA activity, or (ii) sustained on the Facilities in connection with the performance of this Agreement or any extension of renewal thereof or conditions created thereby, or (iii) resulting in whole or in part from a negligent act or omission of MCGSA or anyone directly or indirectly employed by or under the supervision of any of them or in any way arising out of the use and occupancy of the Facilities, and MCGSA shall assume and pay for, without cost to City, the defense of any and all claims, litigation and actions up to, but not exceeding, the limits of MCGSA's insurance policies set forth above.

9. MCGSA shall provide to City a Certificate of Good Standing and a copy of its Bylaws.

10. Both parties agree that the provisions of this Agreement, or any extension or renewal thereof, are not intended to be nor should they be construed in any way to create or establish a relationship between the parties hereto other than that of owner and user, and at all times during the term of this Agreement, or any extension or renewal thereof, MCGSA is to be and shall remain as an independent contractor.

11. This Agreement shall be governed by and construed and enforced in accordance with the laws of the State of Georgia.

12. This Agreement shall be deemed to have been made and performed in the City of Brookhaven, Georgia. For the purpose of the venue, all suits or causes of actions arising out of this Agreement shall be brought in the appropriate courts within DeKalb County, Georgia.

13. Any amendment or modification of this Agreement shall be set forth in writing as an

1. The applicant is a United States citizen or legal permanent resident 18 years of age or older; or

11. The applicant is a qualified alien or nonimmigrant under the federal Immigration and Nationality Act, Title 8 U.S.C., 18 years of age or older lawfully present in the United States and provide the applicant's alien number issued by the Department of Homeland Security or other federal immigration agency.

[SIGNATURES CONTAINED ON THE FOLLOWING PAGES]

IN WITNESS WHEREOF, the parties hereto have caused this Agreement to be executed in counterparts, each to be considered as an original by their authorized representative (counterparts transmitted by scanned signature page shall likewise be considered as an original), on this ____ day of ____, 2014

ORGANIZATION'S NAME:

CITY:

Signature

Signature

Name (Typed or Printed)

Name (Typed or Printed)

Date:

Date:

Title:

Title:

Federal Tax I.D. Number:

ATTEST:

Signature

Signature

-Special Stipulations-

- E. *To welcome and actively seek public input in planning and evaluating programs, activities, and facilities.*
- F. *To provide the opportunity for all Cary citizens to participate in a variety of programs and activities and to fully utilize the facilities of the department.*
- G. *To ensure that Cary citizens receive the benefit of lower fees and priority registration.*
- H. *To establish revenue recovery rates that consider market conditions and the cost of providing programs and services.*
- I. *To supplement fees and charges with tax dollars, grants, donations, sponsorships, scholarships, etc.*

III. Service Level Definitions

A. *Basic Services: Basic Services tend to preserve and promote physical and mental well-being of the community provide patron safety, and offer an opportunity for Parks, Recreation and Cultural Resources services, facilities, greenways, and open space to be used by the general public. Typically basic services are available to all Cary citizens on an equal basis and there is little consumptive use of services. Basic services and facilities shall be offered to Town residents at minimal or no charge.*

i. *Basic Services provide general use of parks and outdoor areas such as basketball slabs, open play areas, ball fields, picnic areas, playgrounds, greenways, comfort stations, and satellite tennis courts.*

ii. *Basic services provide for indoor facilities and amenities to include but not limited to community centers, senior, nature, arts, and history facilities.*

iii. *Basic services include but are not limited to town-wide special events and celebrations, program and facility information, community assistance, program planning, public art access and administrative support.*

iv. *Cost of basic services and facilities shall be primarily borne by the general tax base.*

Criteria for Establishing Fees and Charges for Basic Services

i. *Charging a fee aids in the provision of activities of a special interest nature that extends beyond the normal operation. Basic services will continue to support citizen's need with none or minimal charges and not on the propensity to generate revenue for services provided.*

ii. *When basic services are used, any fees charged for the use of the public recreation facility shall be viewed as a method to continue to provide basic services.*

- C. *Special Services and Facilities: Special Services and Facilities are beyond the scope of traditional leisure services. They primarily provide exclusive benefit to individuals based on public demand and population served.*
- i. *Special services include but are not limited to organized tournaments, trips, private group programs and retail operations.*
 - ii. *Special facilities include but are not limited to reserved areas, lighted ball fields, Tennis Center, picnic shelters, Skate Park, ropes course, soccer/ball field complexes amphitheater, and specialized reserved equipment.*
 - iii. *Fees and charges are often established based on local market demand.*
 - iv. *Special services and facilities shall recover costs through policies that minimize public tax dollar support.*

Criteria for Establishing Fees and Charges for Special Services and Facilities

- i. *The fee charged for use of public recreation facilities shall be comparable to the market rates and current fees being charged for like services in the local area.*
- ii. *Identify staffing requirements, costs of material, supplies, contracted services, other Town of Cary departmental support and facility operational expenses.*
- iii. *Identify any incremental revenues that the Special Service or Special Facility generates beyond normal daily operating revenues and expenses.*
- iv. *License Agreement: Special Services and Facilities which are organized, promoted and conducted by an individual, agency, or any other entity shall require a written Agreement' outlining the specific services and the responsibilities of the Town and Licensee. The License Agreement will contain fees and charges estimated to recover all direct costs and a portion of the estimated indirect costs.*
- v. *Town's Co-Sponsored Event: Services that are organized, promoted and conducted in part by an outside agency, organization, or individual(s) and are the negotiated responsibilities of both parties as defined by a written Agreement. Any fees assessed to the outside group for facility use shall be established to recover the Town's direct cost at minimum.*
- vi. *Economic Impact: Facilities and special services attracting events that generate visitor spending and/or media exposure, or both such as tournaments and championships is a benefit to both the Town and local economy.*
- vii. *SAS Soccer Park, Cary Tennis Center and Other Special Facilities- SAS Soccer Park and Cary Tennis Center recognized as Special Facilities, under this policy have developed fees and charges specific to these facilities. Facilities which are classified as special facilities will develop and formulate*

- (i) Repeat the program at no charge, or;
 - (ii) Receive a credit that can be applied to any other program, or;
 - (iii) Receive a refund (processing takes approximately 2 weeks)
- C. *This satisfaction guarantee is based on our goal of providing quality programs. To obtain a Satisfaction Guarantee request form, contact any Parks, Recreation and Cultural Resources facility. You will be asked to share the reason for your request. Requests must be made in writing no later than 10 days after the completion of the program. We encourage you to contact us with your suggestions and comments:*
- Cary Parks, Recreation and Cultural Resources Department
P.O. Box 8005
Cary, NC 27512-8005
(919) 469-4061*
- D. *Adult sport leagues, trips, consumable program supplies, retail sales, daily admissions, facility memberships, facility rentals, special events or tickets to entertainment or sporting events are exempt from the Satisfaction Guarantee. The Town of Cary reserves the right to limit use of this Guarantee by an individual or group on a case-by-case basis after thorough review of circumstances and/or history.*

VII. Retail Sales of Merchandise

- A. *The Cary Parks, Recreation and Cultural Resources Department provides items for sale to the general public for a variety of reasons. Three types of resale operations have been identified currently within the department:*
- B.
- i. *Retail Sales Operations*
 - ii. *Concessions Operation*
 - iii. *Sale of retail items at cost as a Programs Service*
- A. *Retail Sales Operation are purchased wholesale and priced accordingly to comparable market prices within the local area. For the purpose of retail sales operations, sales are available as a customer convenience and not for the sole purpose of being competitive with local merchants and retailers.*
- a.
- C. *Concessions Operations are purchased at wholesale and sold at retail prices established as comparable market prices within the local area. In arrangements through Concession Agreement with vendors, prices are set by vendors and approved by the Town.*
- D.
- E. *For various programs offered by the Department, program supplies are purchased at retail and sold to the program participant at the same retail price. When items are typically purchased in bulk by the Town at retail price such as clay for use in classes, product price may be increased to recover studio usage such as wheels, firing, and glazes.*

DRAFT



PREPARED BY

LOSE
DESIGN
SPACES FOR LIFE.

2809 FOSTER AVENUE, NASHVILLE, TN 37210 | WWW.LOSE.DESIGN