

Town of Hilton Head Island

FY 2024 PROPOSED CONSOLIDATED BUDGET

Town Council Meeting // May 2, 2023



TOWN OF HILTON HEAD ISLAND

FY 2024 PROPOSED CONSOLIDATED BUDGET OUTLINE

- ❑ Town of Hilton Head Island Economic Factors
- ❑ FY24 Proposed Consolidated Budget Goals
- ❑ FY24 Proposed Consolidated Budget Overview
- ❑ FY24 Proposed Consolidated Budget Review & Approval Process




2023 ECONOMIC FACTORS

SIZE
54-SQUARE MILES



POPULATION ESTIMATE
38,076 (2021)
MEDIAN AGE = 57.9 YEARS
*SOURCE CENSUS.GOV & WORLDPOPULATIONREVIEW.COM



PER CAPITA INCOME
\$61,752
*PAST 12 MONTHS - SOURCE CENSUS.GOV

MEDIAN HOUSEHOLD INCOME
APPROXIMATELY \$87,884 (2021)
*SOURCE CENSUS.GOV



MEDIAN HOME SALES PRICE
\$505,000
*BASED ON DETACHED HOMES SOLD IN 2022.
SOURCE HH AREA ASSOC. OF REALTORS

VISITORS TO HHI IN 2022
3.09 MILLION
*SOURCE: HHI-BLUFFTON CHAMBER OF COMMERCE



TOP TOURISM SPENDING BY CATEGORY



LODGING
38%



FOOD
20%



SHOPPING
11%



GOLF
4%

*SOURCE: THINKHILTONHEADISLAND.ORG

- The Town benefits from ongoing economic strength and growth that underpins its healthy tax base trends and strong, reliable financial performance.
- Excellent credit position - Aaa Bond Rating from Moody's and AA+ Bond Rating from Standard and Poor's and Fitch. These ratings reinforce confidence in our efforts to maintain a fiscally sound operation.
- Notable credit financial factors include:
 - Growing tax base
 - Prudent fiscal management
 - Robust financial position
 - Modest debt and pension burden

| TOWN OF HILTON HEAD ISLAND

REPRESENTATIVE COMMENTS FROM BOND RATERS

- ✓ Strong Financial Performance
- ✓ Consistent Operations
- ✓ Long-term trend of maintaining strong reserves
- ✓ Very strong economy
- ✓ Very strong management
- ✓ Budgetary Flexibility
- ✓ Environmental – more susceptible to weather events
- ✓ A resiliency plan will enhance the Town's preparedness and stature
- ✓ *Credit outlook -- stable*



TOWN OF HILTON HEAD ISLAND

FY 2024 CONSOLIDATED BUDGET GOALS

❑ Deliver Town Council Strategic Plan Priorities – Top 15 Priorities are Budgeted:

- 1. Establish a Growth Management Strategy**
 - *Community Development Budget*
- 2. Implement Workforce Housing Framework**
 - *New Housing Fund Budget*
- 3. Adopt Major Corridor/Street Enhancement Policies**
 - *Community Development / CIP Budgets*
- 4. Develop William Hilton Parkway Gateway Corridor Plan**
 - *Community Development / CIP Budgets*
- 5. Commence Operations of the Gullah Geechee Historic Neighborhoods Community Development Corporation**
 - *New GGHNDC Fund Budget*
- 6. Identify Strengths, Weaknesses, Opportunities & Threats of Resiliency and establish an Island Resiliency Plan**
 - *Community Development / Stormwater Budgets*



TOWN OF HILTON HEAD ISLAND

FY 2024 CONSOLIDATED BUDGET GOALS

❑ Deliver Town Council Strategic Plan Priorities – Top 15 Priorities are Budgeted:

7. **Implement the Capital Improvement Program**
 - *Community Development / CIP Budget*
8. **Update the Town's Land Acquisition Manual**
 - *Community Development Budget*
9. **Conduct a Strengths, Weaknesses, Opportunities & Threats (SWOT) of Solid Waste & Recycling**
 - *Community Development Budget*
10. **Implement the Destination Marketing Organization (DMO) Marketing Plan & Measure Performance**
 - *ATAX Funding*
11. **Short-Term Rental Assessment and Program Implementation**
 - *Technology & Innovation, Finance, Public Safety and other General Fund Budgets*
12. **Assess Alternative Revenue Sources and Funding Opportunities**
 - *General Fund and Stormwater Fund Budgets*



TOWN OF HILTON HEAD ISLAND

FY 2024 CONSOLIDATED BUDGET GOALS


- ❑ **Deliver Town Council Strategic Plan Priorities – Top 15 Priorities are Budgeted:**
 - 13. Complete Implementation of the Gullah Geechee Task Force Work Plan**
 - *Community Development Budget*
 - 14. Assist with St. James Church Mitigation/Relocation Plan**
 - *Funded by the FAA, South Carolina, Beaufort County, and the Town of Hilton Head Island*
 - 15. Implement Beach Park Enhancements**
 - *CIP Budget*
- ❑ **Establish a lean operating budget and continue to refine year over year**
- ❑ **Enhance customer service, innovation and employee engagement**
- ❑ **Invest in impactful community infrastructure**
- ❑ **Form a resilient Hilton Head Island community - use the consolidated budget as a CATALYST to implement positive change & improvement**



TOWN OF HILTON HEAD ISLAND

FY 2024 PROPOSED CONSOLIDATED BUDGET OVERVIEW

SIX MAJOR FUNDS



General Fund

Stormwater Utility Fund



Capital Projects Fund

Debt Service Fund

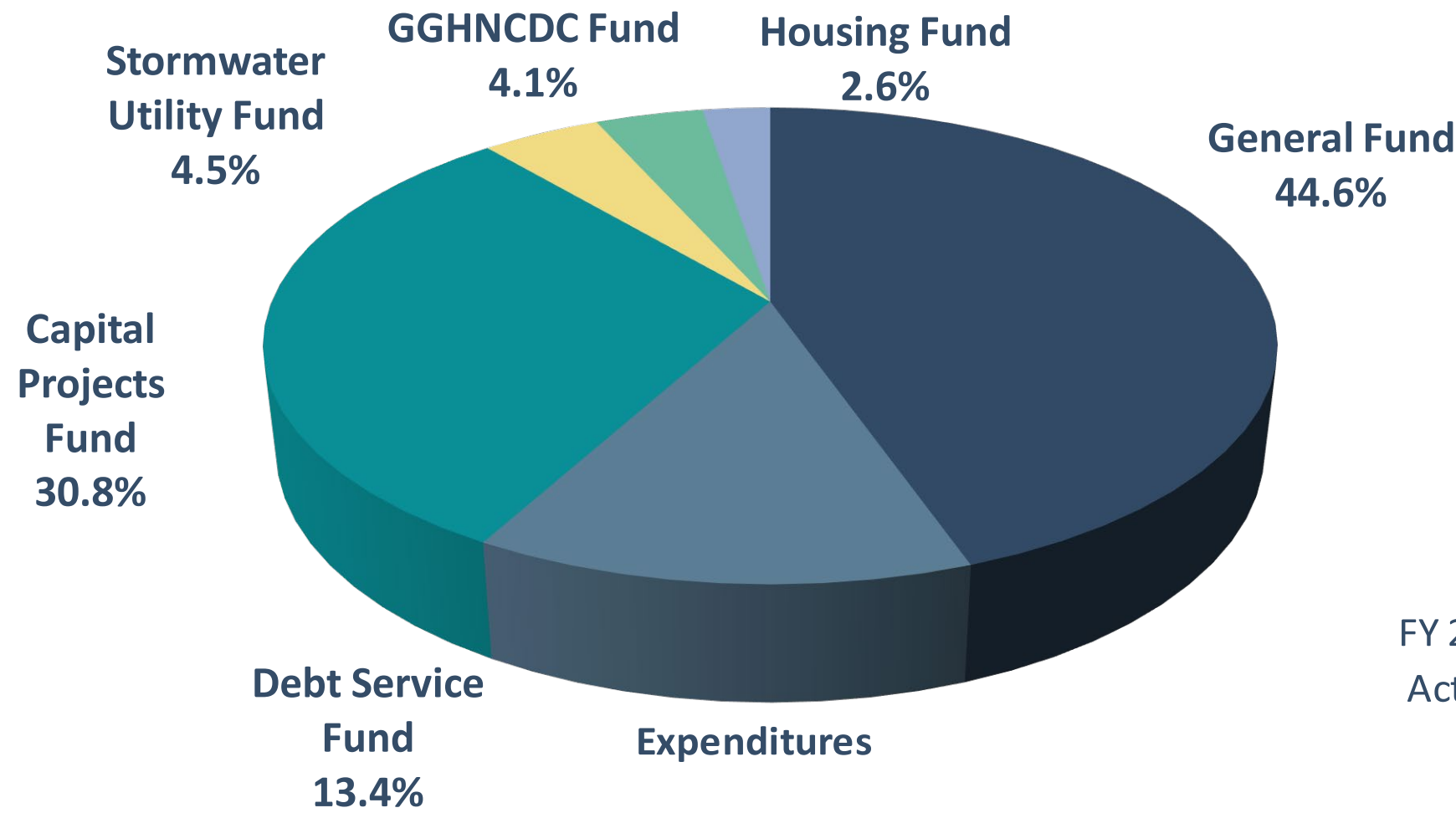


Gullah Geechee Historic Neighborhoods
Community Development Corporation Fund

Housing Fund

TOWN OF HILTON HEAD ISLAND

FY 2024 PROPOSED CONSOLIDATED BUDGET



Expenditures

General Fund
Debt Service Fund
Capital Projects Fund
Stormwater Utility Fund
Subtotal
GGHNCDC Fund
Housing Fund
Consolidated Budget

	FY 2021 Actual	FY 2022 Actual	FY 2023 Original Budget	FY 2024 Proposed Budget	Compared to FY23 Original Budget	
					\$ Change	% Change
General Fund	\$ 40,959,948	\$ 43,641,527	\$ 48,621,804	\$ 57,980,977	\$ 9,359,173	19.2%
Debt Service Fund	19,815,012	19,330,666	19,374,081	17,397,233	\$ (1,976,848)	-10.2%
Capital Projects Fund	14,061,999	7,554,151	45,671,933	39,993,081	\$ (5,678,852)	-12.4%
Stormwater Utility Fund	4,893,127	4,589,552	5,833,296	5,885,817	\$ 52,521	0.9%
Subtotal	79,730,086	75,115,896	119,501,114	121,257,108	1,755,994	1.5%
GGHNCDC Fund	-	-	-	5,343,185	\$ 5,343,185	0.0%
Housing Fund	-	-	-	3,350,000	\$ 3,350,000	0.0%
Consolidated Budget	\$ 79,730,086	\$ 75,115,896	\$119,501,114	\$129,950,293	\$ 10,449,179	8.7%

This year the Town has six funds, up from four last year

TOWN OF HILTON HEAD ISLAND

FY 2024 PROPOSED CONSOLIDATED BUDGET REVENUES

Revenues	FY 2022 Actual	FY 2023 Original Budget	FY 2024 Proposed Budget	\$ Change FY 2023 Original	% Change FY 2023 Original
Property Taxes	\$ 21,972,298	\$ 21,425,825	\$ 22,412,300	\$ 986,475	4.6%
Business License	14,110,311	10,600,393	12,421,015	\$ 1,820,622	17.2%
Franchise Fees	1,136,607	996,752	1,020,402	\$ 23,650	2.4%
Stormwater Utility Fees	5,081,075	5,044,000	5,104,075	\$ 60,075	1.2%
Local Accomodations Tax	7,026,531	4,779,690	7,034,520	\$ 2,254,830	47.2%
EMS Revenue	2,016,643	1,838,000	2,117,000	\$ 279,000	15.2%
Permits & Fees	2,001,046	2,468,323	4,100,225	\$ 1,631,902	66.1%
Intergovernmental	633,244	915,878	926,755	\$ 10,877	1.2%
Lease	-	7,742,473	7,944,420	\$ 201,947	2.6%
Grants	323,047	3,606,111	6,409,043	\$ 2,802,932	77.7%
Interest Income	85,181	67,750	719,315	\$ 651,565	961.7%
Misc Income*	1,233,945	3,563,433	3,622,271	\$ 58,838	1.7%
Total Revenues	\$ 55,619,928	\$ 63,048,628	\$ 73,831,341	\$ 10,782,713	17.1%
Other Financing Sources					
Transfers In	24,550,756	55,683,190	54,547,835	\$ (1,135,355)	-2.0%
FY23 Prior Year Funds	-	769,296	1,571,117	\$ 801,821	104.2%
Total Other Financing Sources	24,550,756	56,452,486	56,118,952	\$ (333,534)	-0.6%
Total Revenues and Other Financing Sources	\$ 80,170,684	\$ 119,501,114	\$ 129,950,293	\$ 10,449,179	8.7%

*Permits & Fees Includes (Fund):

- Construction Permits (GF)
- Development Permits (GF)
- Short Term Rental Permits (GF)
- Other Permit Fees (GF)
- Stormwater Plan Review Fees (SWU)

*Miscellaneous Income Includes (Fund):

- Beach Services (GF)
- Other Revenue (GF)
- Impact Fees (CIP)
- Capital (CIP)
- Sale of Land / Equipment (CIP)

Transfers In Includes (Fund):

- Hospitality Tax (GF / Debt / CIP)
- Beach Fee (GF / Debt / CIP)
- TIF (GF / Debt / CIP)
- State ATAX (GF / CIP)
- Real Estate Transfer Fee (Debt / CIP)
- Stormwater Fee (GF / CIP)
- Road Usage Fee (CIP)
- Electric Franchise Fee (GF / CIP)
- Capital (Housing)

Prior Year Funds Include (Fund):

- General Fund (GF)
- Stormwater Fee (SWU)

TOWN OF HILTON HEAD ISLAND

FY 2024 PROPOSED CONSOLIDATED BUDGET REVENUES TRANSFERS-IN PER FUND

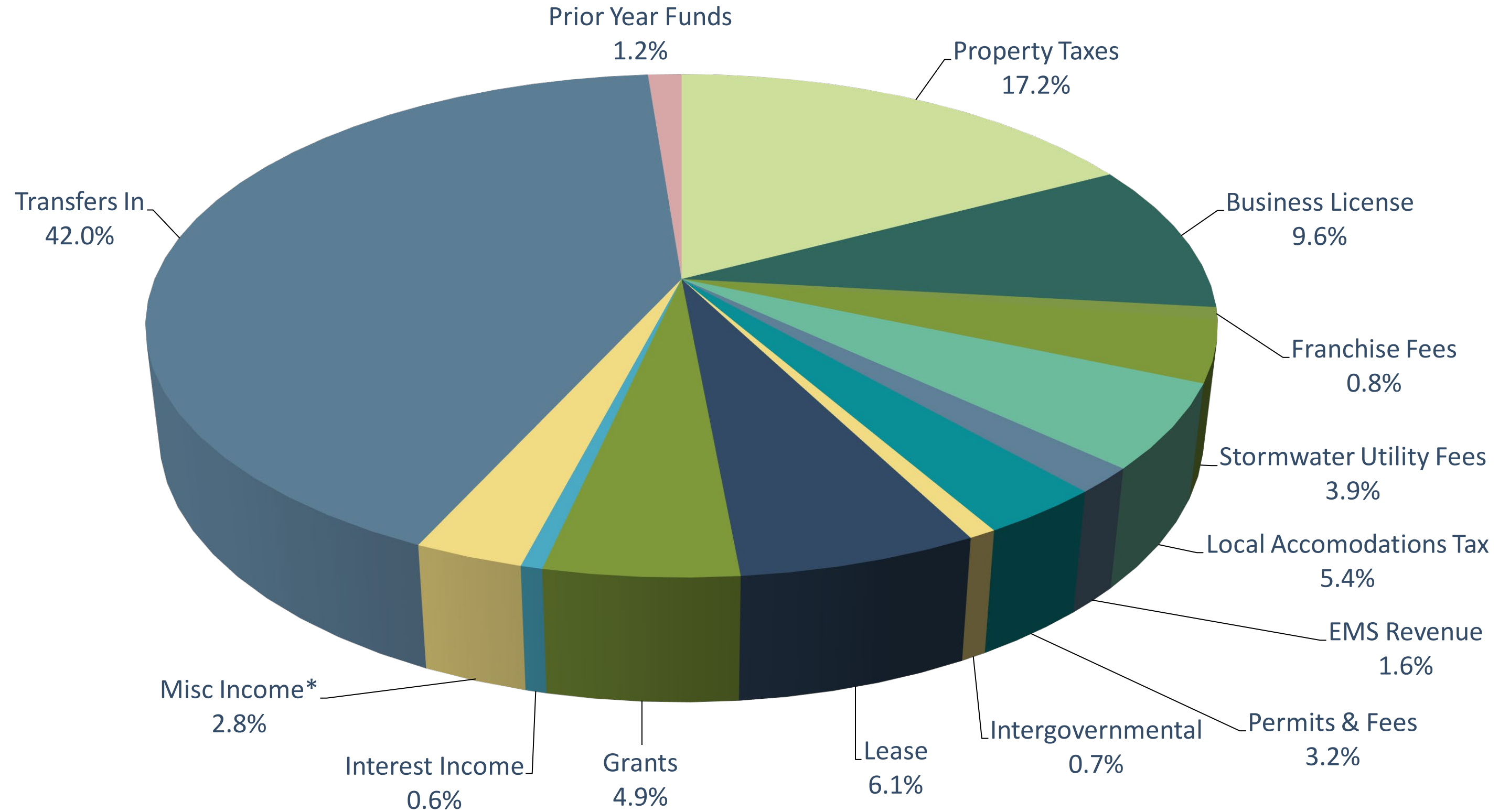
Transfers In	FY 2023 Total	General Fund	Debt Service Fund	CIP	Housing	FY 2024 Total
Hospitality Taxes	\$ 13,492,587	\$ 5,062,424	\$ 1,937,134	\$ 2,360,000	\$ -	\$ 9,359,558
Beach Preservation Fees	8,785,883	1,983,508	4,448,375	6,556,000	-	12,987,883
Tax Increment Financing (TIF)	8,267,799	110,000	3,931,259	4,379,500	-	8,420,759
State Accommodation Taxes	5,554,211	3,515,021	-	3,000,000	-	6,515,021
Real Estate Transfer Fees	1,097,350	-	1,595,850	400,000	-	1,995,850
Stormwater Fees	955,000	125,000	-	860,000	-	985,000
General Fund	-	-	-	-	2,000,000	2,000,000
Road Usage Fees	3,508,555	-	-	3,600,000	-	3,600,000
Electric Franchise Fees	9,283,922	540,603	-	7,793,161	-	8,333,764
Short Term Rental Fees (1)	1,200,118	-	-	-	-	-
Natural Disaster Fund (2)	3,537,765	-	-	-	-	-
Capital Projects Fund	-	-	-	-	350,000	350,000
Total	\$ 55,683,190	\$ 11,336,556	\$ 11,912,618	\$ 28,948,661	\$ 2,350,000	\$ 54,547,835

(1) In FY24 Short Term Rental Fees are included in the General Fund Permits & Fees. The budget amount is \$1,750,000.

(2) The 5 mills dedicated to the Natural Disaster Fund has expired. FY 2023 was the first year after the expiration.

TOWN OF HILTON HEAD ISLAND

FY 2024 PROPOSED CONSOLIDATED BUDGET REVENUES



The Town's diversity in revenue sources is a significant financial strength

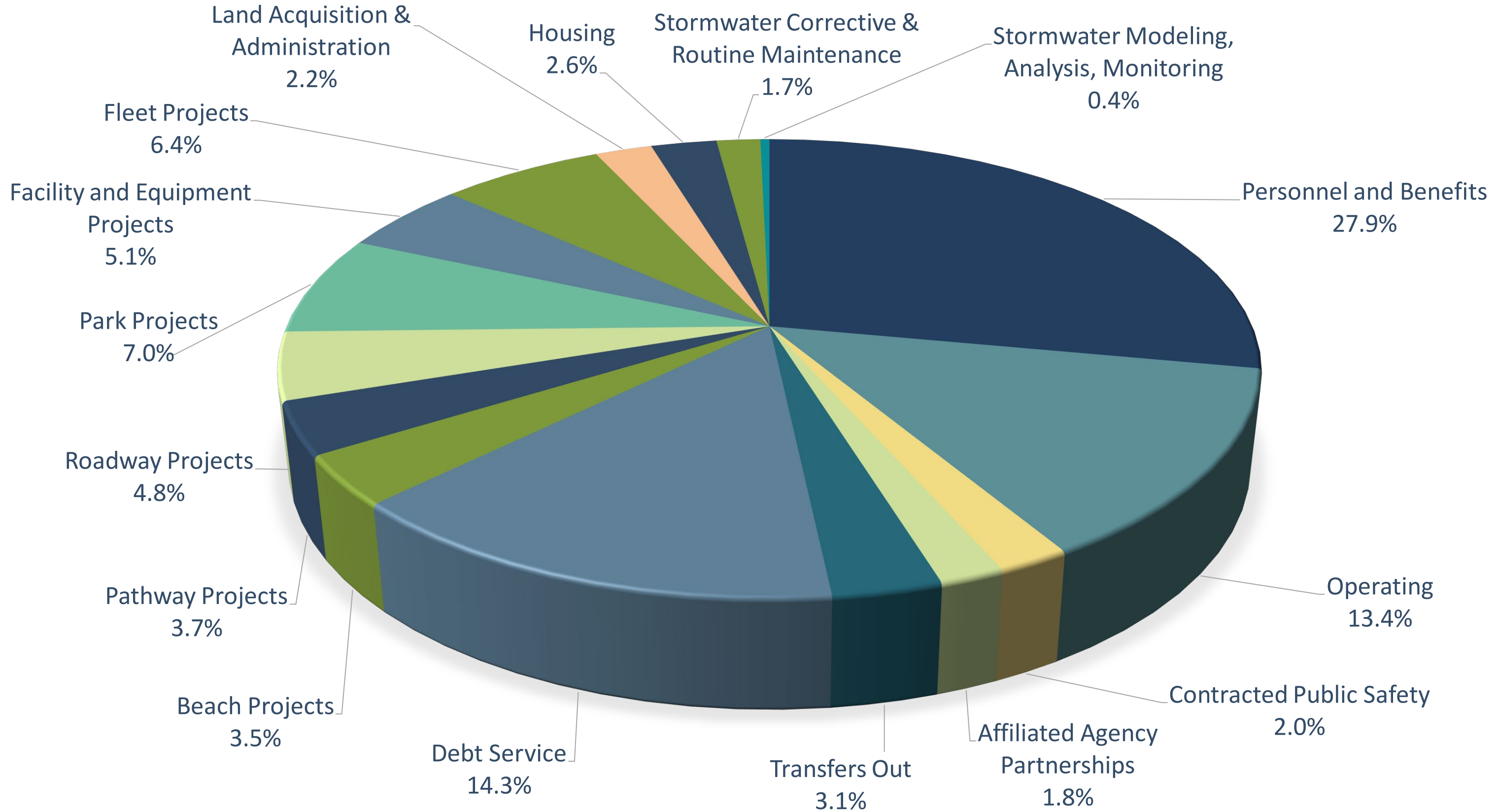
TOWN OF HILTON HEAD ISLAND

FY 2024 PROPOSED CONSOLIDATED BUDGET EXPENDITURES

	FY 2022 Actual	FY 2023 Original Budget	FY 2024 Proposed Budget	\$ Change FY2023 Original	% Change FY2023 Original	% of Budget
Personnel and Benefits	\$ 27,474,786	\$ 31,025,827	\$ 36,314,651	\$ 5,288,824	17.0%	27.9%
Operating	11,638,827	13,378,121	17,465,365	\$ 4,087,244	30.6%	13.4%
Contracted Public Safety	2,520,709	2,674,762	2,644,456	\$ (30,306)	-1.1%	2.0%
Affiliated Agency Partnerships	2,162,424	2,291,590	2,363,994	\$ 72,404	3.2%	1.8%
Transfers Out	2,708,875	955,000	3,985,000	\$ 3,030,000	317.3%	3.1%
Debt Service	20,527,821	20,698,881	18,630,566	\$ (2,068,315)	-10.0%	14.3%
Beach Projects	547,974	2,850,000	4,556,000	\$ 1,706,000	59.9%	3.5%
Pathway Projects	143,596	4,724,000	4,810,000	\$ 86,000	1.8%	3.7%
Roadway Projects	434,882	8,153,842	6,204,465	\$ (1,949,377)	-23.9%	4.8%
Park Projects	4,091,113	13,795,235	9,129,500	\$ (4,665,735)	-33.8%	7.0%
Facility and Equipment Projects	1,925,916	6,302,650	6,563,696	\$ 261,046	4.1%	5.1%
Fleet Projects	371,528	8,166,945	8,329,420	\$ 162,475	2.0%	6.4%
Land Acquisition & Administration	39,142	300,000	2,900,000	\$ 2,600,000	866.7%	2.2%
Housing	-	1,379,261	3,350,000	\$ 1,970,739	142.9%	2.6%
Stormwater Corrective & Routine Maintenance	289,295	2,100,000	2,240,000	\$ 140,000	6.7%	1.7%
Stormwater Modeling, Analysis, Monitoring	239,008	705,000	463,180	\$ (241,820)	-34.3%	0.4%
Other Capital Outlay	-	-	-	\$ -	0.0%	0.0%
Total Expenditures	75,115,896	119,501,114	129,950,293	\$ 10,449,179	8.7%	100.0%

TOWN OF HILTON HEAD ISLAND

FY 2024 PROPOSED CONSOLIDATED BUDGET EXPENDITURES



There are many facets to Town operations and investments

TOWN OF HILTON HEAD ISLAND

FY 2024 CONSOLIDATED BUDGET HIGHLIGHTS

- ✓ Priority-based budget that is funding the Town's Strategic Plan Initiatives
- ✓ Increased Fund Balances due to prior year unspent funds, as well as Fund Balance Policy improvements
- ✓ No change in Property Tax rate with the expectation of a reduction after reassessment
- ✓ Two years of strong non-property tax revenue collections are now being reflected in the budget
- ✓ Enhanced revenues through growth related application fee enhancements
- ✓ State ATAX funding to increase support of both the General Fund and Capital Projects Fund



TOWN OF HILTON HEAD ISLAND

FY 2024 CONSOLIDATED BUDGET HIGHLIGHTS

- ✓ Reduced various line-item expenditure budgets through careful analysis of year over year spending
- ✓ Funding for Sewer Connection and Home Safety and Repair Programs
- ✓ Addition of two new Funds:
 - Gullah Geechee Historic Neighborhoods Community Development Corporation
 - Housing Fund
- ✓ Funds provided for Housing and Land Acquisition without detriment to employees, operations, or fund balances



TOWN OF HILTON HEAD ISLAND

FY 2024 CONSOLIDATED BUDGET HIGHLIGHTS

New Positions	Value Added	Start Date	Funding Source
Assistant Finance Director	Many complex financial projects	July 1, 2023	Property Tax / Business License / STR
Marketing & Engagement Director	Maximizes citizen awareness, input and participation in all aspects of city government, including DMO	July 1, 2023	ATAX / Business License
Beach Facilities Technician	Increase in beach operations / enhance beach experience	July 1, 2023	Beach / ATAX / STR / BL / Property Tax
Grounds Crew	Enhance landscape / hardscape & contract management	July 1, 2023	Beach / ATAX / STR / BL / Property Tax
2 Construction Project Managers	Execution of CIP projects	July 1, 2023 & Jan 1, 2024	Beach / ATAX / STR / BL / Property Tax
2 Firefighters	Respond to the increase in calls	July 1, 2023	ATAX / STR / Business License
Fire Rescue Communications & Marketing Administrator	Establish a greater social media presence, promote & market accomplishments, share public information, recruitment of Fire Rescue personnel	July 1, 2023	ATAX / STR / Property Tax
Fire Inspector	Respond to the increase in workload to conduct required inspections	July 1, 2023	STR / Business License
Mechanic	Respond to the increase in Town's fleet and maintain excellent service	July 1, 2023	ATAX / Property Tax / Business License
EMS Lieutenant	New program expectations require a medically trained individual	July 1, 2023	EMS Fee
SWU Maintenance Administrator (SWU Fund)	Respond to demands on pump station and routine maintenance	July 1, 2023	SWU Fee
SWU Inspector (SWU Fund)	Implementation of additional inspections and plan reviews	July 1, 2023	SWU Fee

I TOWN OF HILTON HEAD ISLAND

FY 2024 CONSOLIDATED BUDGET HIGHLIGHTS

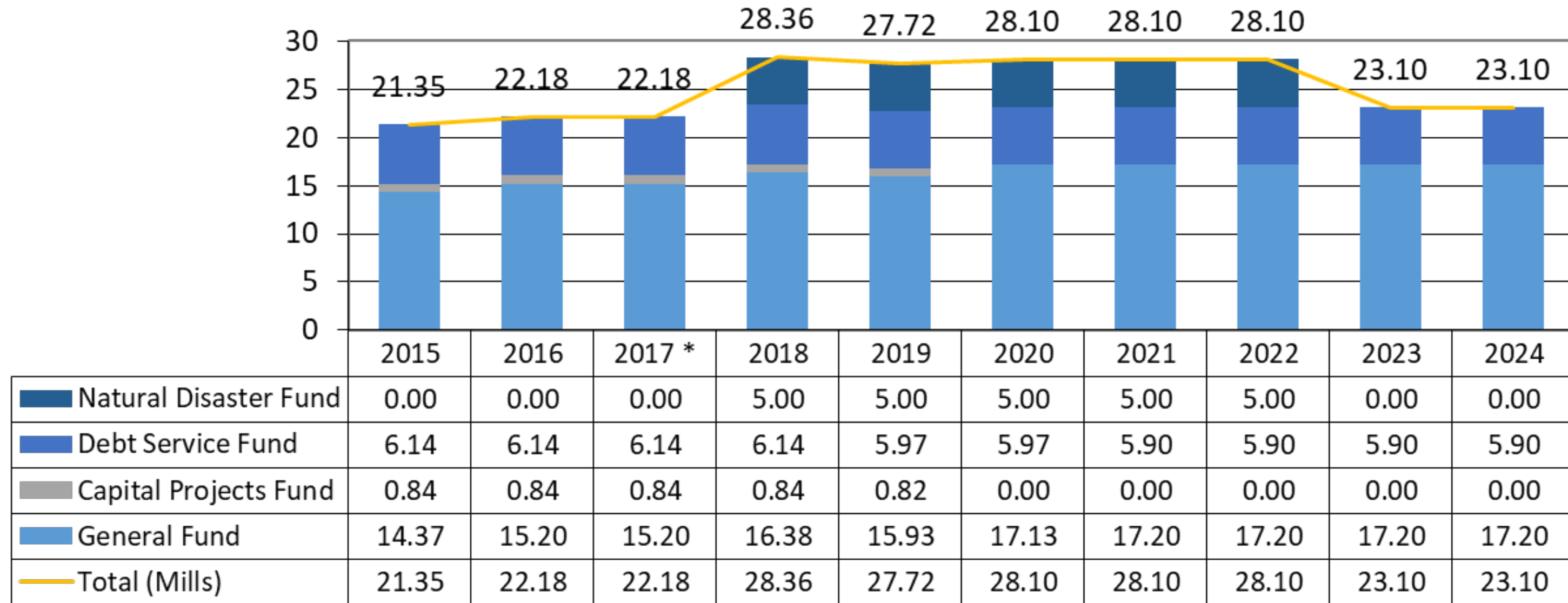
- ✓ Includes several part-time & seasonal employees:
 - Fire Rescue Operations & Dispatch
 - Office of Cultural Affairs
 - Communications
 - Community Development
 - Technology & Innovation
 - Facilities Management – Seasonal Beach Ambassadors

18



TOWN OF HILTON HEAD ISLAND

HISTORICAL MILLAGE RATES



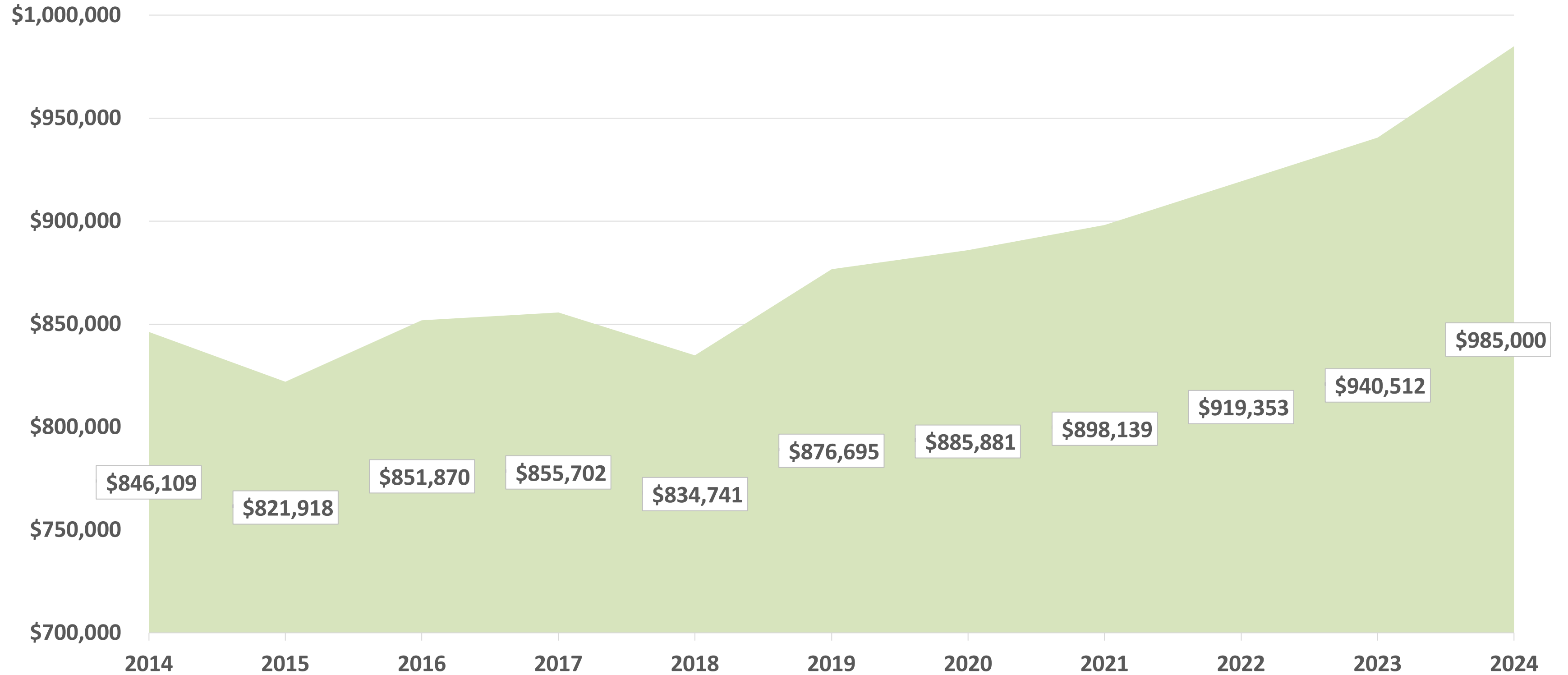
* Fiscal Year 2017 was Hurricane Matthew

5 mill decrease in FY23 – lowered the tax bill on a \$500,000 owner occupied single family residential home by \$100

FY 2024 is expected to be lower to offset the updated values from the reappraisal process for a revenue neutral outcome. Until this happens, we are presenting the tax rate at the same rate.

TOWN OF HILTON HEAD ISLAND

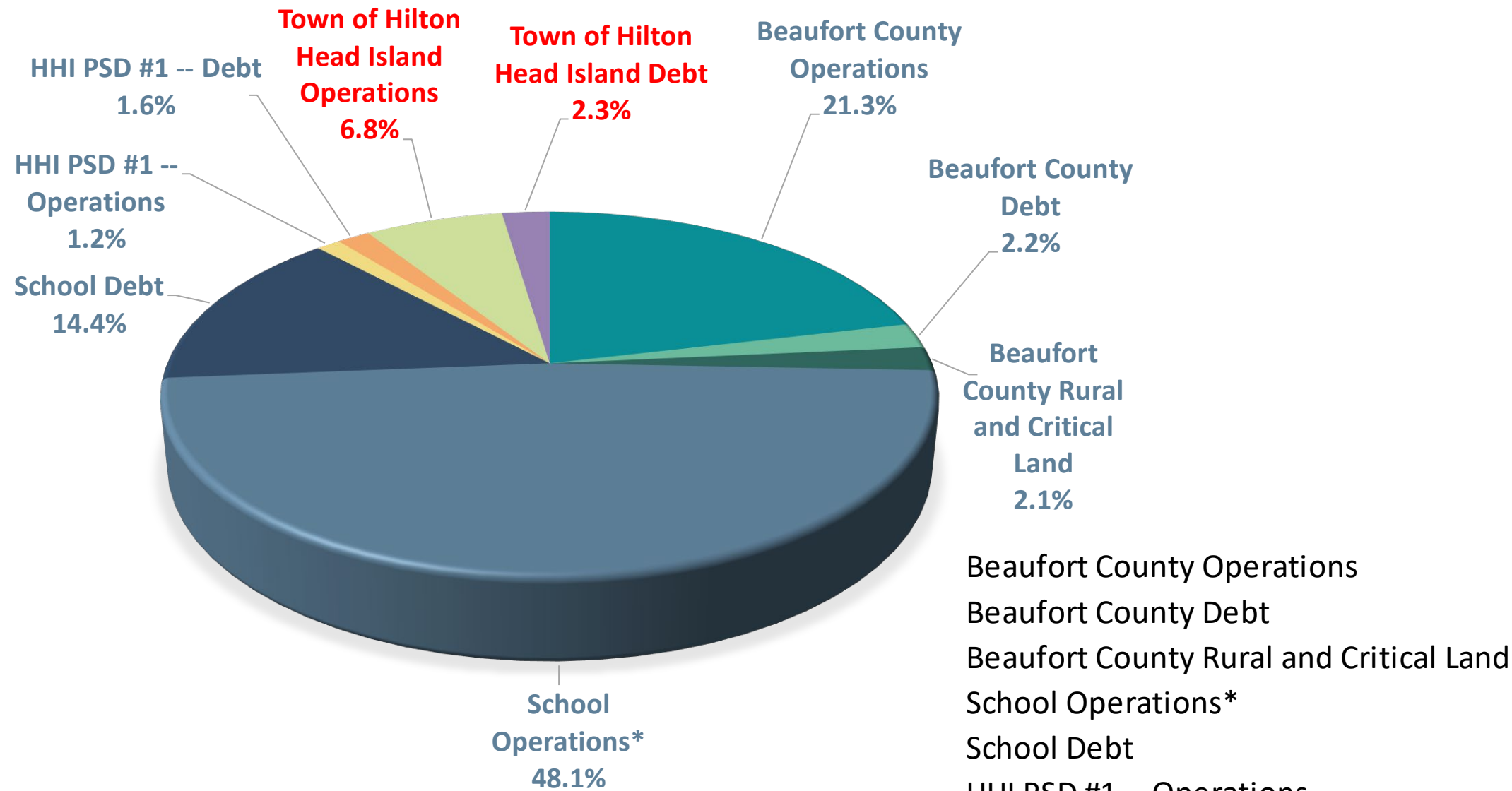
MILLAGE VALUE



Value before reappraisal in FY 2024

TOWN OF HILTON HEAD ISLAND

FY 2024 PROPOSED CONSOLIDATED BUDGET – PROPERTY TAXES



Sample Tax Bills for a property in the PSD #1 district:
 (Tax Year 2023 millage not yet available for County/PSD)

	Tax Rate		Sample Tax Bill		Home Value
	2023	2024	\$ 500,000.00	\$ 750,000.00	
Tax Year	2023	2024	\$ 500,000.00	\$ 750,000.00	Home Value
Fiscal Year	2023	2024	\$ 20,000.00	\$ 30,000.00	4% Assessment
Beaufort County Operations	53.90		\$ 1,078.00	\$ 1,617.00	
Beaufort County Debt	5.60		\$ 112.00	\$ 168.00	
Beaufort County Rural and Critical Land	5.30		\$ 106.00	\$ 159.00	
School Operations*	121.60 *		\$ -	\$ -	*
School Debt	36.30		\$ 726.00	\$ 1,089.00	
HHI PSD #1 -- Operations	3.00		\$ 60.00	\$ 90.00	
HHI PSD #1 -- Debt	4.10		\$ 82.00	\$ 123.00	
Town of Hilton Head Island Operations	17.20 **		\$ 344.00	\$ 516.00	**
Town of Hilton Head Island Debt	5.90 **		\$ 118.00	\$ 177.00	**
Town of Hilton Head Island Disaster Recovery	0.00 **		\$ -	\$ -	**
Total	252.9		\$ 2,626.00	\$ 3,939.00	

Note - there are additional fees, such as the HHI Police Fee and Stormwater Fee

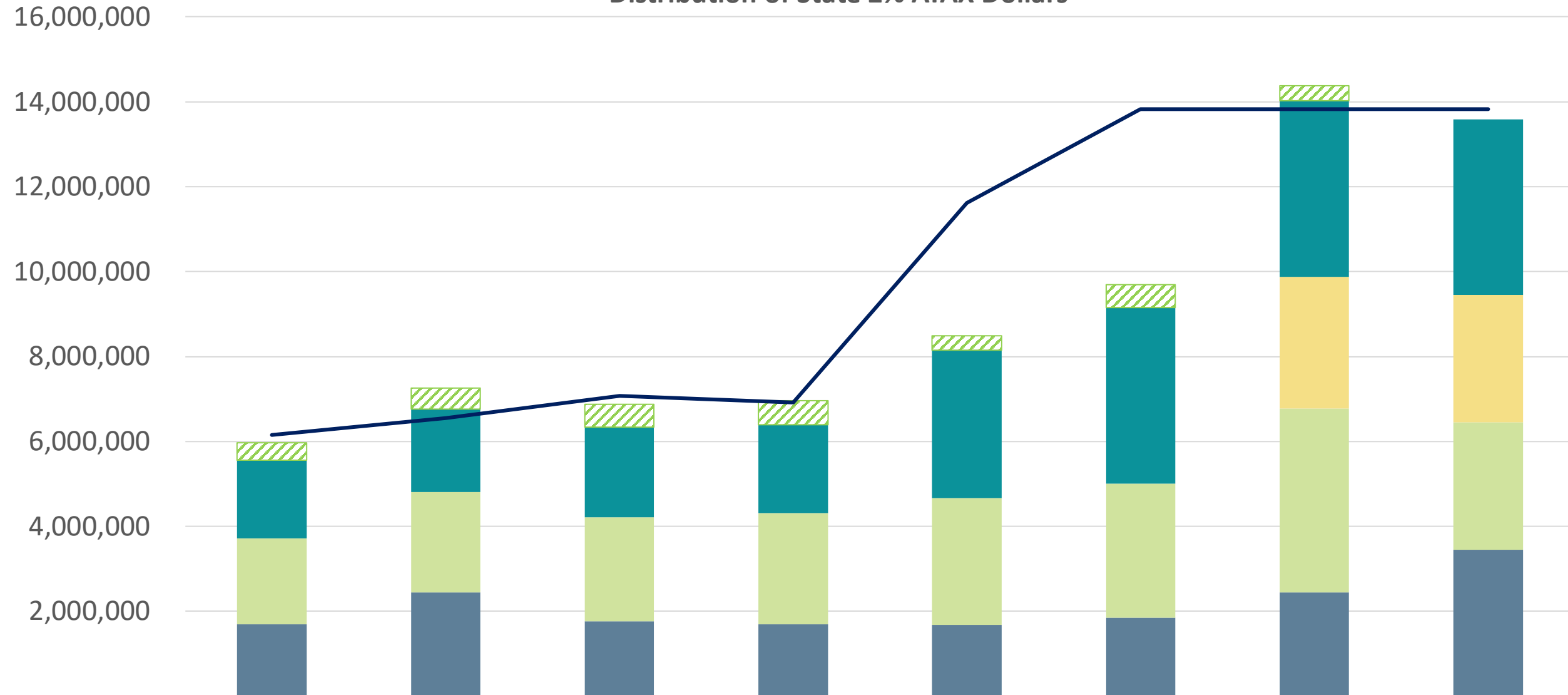
* School operations applicable to non-resident & commercial taxpayers

** Town millage is only 23.1 of this sample rate

TOWN OF HILTON HEAD ISLAND

FY 2024 PROPOSED CONSOLIDATED BUDGET – STATE ACCOMMODATIONS TAX

Town of Hilton Head Island
Distribution of State 2% ATAX Dollars



	2017	2018	2019	2020	2021	2022	2023	2024
DMO - Supplemental	405,000	485,000	535,000	575,000	350,000	530,000	350,000	-
DMO - 30%	1,844,102	1,963,478	2,120,810	2,076,615	3,483,292	4,148,596	4,148,596	4,141,096
Capital Improvements/Debt	-	-	-	-	-	-	3,109,000	3,000,000
Grants	2,020,670	2,351,330	2,455,578	2,616,600	2,976,140	3,153,535	4,323,548	3,000,000
Town - Gen. Fund (calendar) Tourism Services	1,697,000	2,450,996	1,761,663	1,695,449	1,685,442	1,853,286	2,445,211	3,445,211
Revenues (calendar year)	6,147,005	6,544,927	7,069,367	6,922,051	11,610,973	13,828,654	13,828,654	13,828,654

TOWN OF HILTON HEAD ISLAND

FY 2024 PROPOSED CONSOLIDATED BUDGET – USES OF ACCOMMODATIONS TAX

State Accommodations Taxes

State ATAX is proposed to be used in the General Fund as well as the Capital Projects Fund for FY 2024. State ATAX funds must be used to support tourism-related expenditures. The proposed State ATAX revenue budget is **\$3,515,021** in the General Fund, and **\$3,000,000** in the Capital Projects Fund, and will be used for:

General Fund

- Public Safety
 - Fire Rescue Services
 - Code Enforcement
 - Police Services
 - Beach Services
- Facilities Management
 - Roadside Maintenance
 - Pathway Maintenance
 - Public Park Maintenance
- Cultural Arts

Capital Projects Fund

- Pathway Management
 - New Pathway Segments
 - Pathway Maintenance and Improvements

| TOWN OF HILTON HEAD ISLAND

FY 2024 PROPOSED CONSOLIDATED BUDGET – USES OF ACCOMMODATIONS TAX

Local Accommodations Taxes

Local ATAX is used in the General Fund, which helps avoid putting a burden on the property taxpayers from the activities of visitors and tourists. The proposed Local ATAX revenue budget for FY24 is **\$7,034,520** and will be used for:


- Collection of the Local ATAX
- Codes Enforcement
- Facilities maintenance of public spaces
- Fire Rescue emergency response capability
- Road maintenance
- Cultural Arts



TOWN OF HILTON HEAD ISLAND

FY 2024 PROPOSED MUNICIPAL BUDGET OVERVIEW

SIX MAJOR FUNDS



General Fund

Stormwater Utility Fund



Capital Projects Fund

Debt Service Fund



**Gullah Geechee Historic Neighborhoods
Community Development Corporation Fund**

Housing Fund



TOWN OF HILTON HEAD ISLAND

GENERAL FUND

- ❑ Accounts for and reports the financial resources for the Town's primary operating fund
- ❑ The primary sources of revenue are property taxes, business licenses, local ATAX and permit fees
- ❑ Includes the Town's basic operations, public safety, and Interagency partnership funding



TOWN OF HILTON HEAD ISLAND

FY 2024 PROPOSED GENERAL FUND BUDGET REVENUES

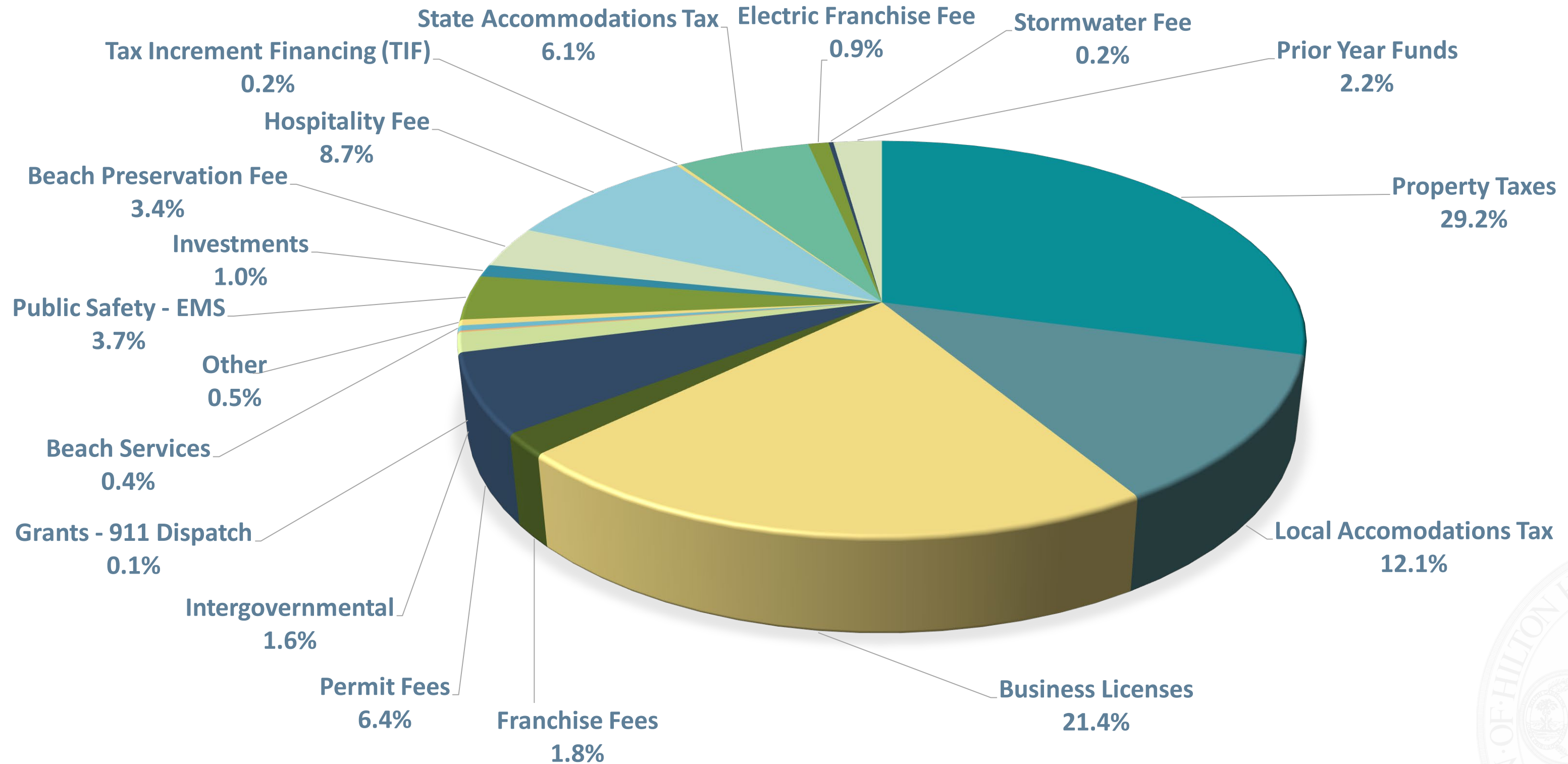
	FY 2022 Actual	FY 2023 Original Budget	FY 2024 Proposed Budget	\$ Change FY2023 Budget	% Change FY2023 Budget	% of Budget
Property Taxes	\$ 16,372,284	\$ 16,023,489	\$ 16,942,000	\$ 918,511	5.7%	29.2%
Local Accomodations Tax	7,026,531	4,779,690	7,034,520	2,254,830	47.2%	12.1%
Business Licenses	14,110,311	10,600,393	12,421,015	1,820,622	17.2%	21.4%
Franchise Fees	1,136,607	996,752	1,020,402	23,650	2.4%	1.8%
Permit Fees	2,001,046	2,468,323	3,729,200	1,260,877	51.1%	6.4%
Intergovernmental	633,244	915,878	926,755	10,877	1.2%	1.6%
Grants - 911 Dispatch	129,860	76,111	65,858	(10,253)	-13.5%	0.1%
Beach Services	218,193	298,401	243,000	(55,401)	-18.6%	0.4%
Other	335,802	279,271	279,271	-	0.0%	0.5%
Public Safety - EMS	2,016,643	1,838,000	2,117,000	279,000	15.2%	3.7%
Public Safety - County	2,910	-	-	-	0.0%	0.0%
Investments	39,184	35,750	585,000	549,250	1536.4%	1.0%
Transfers In:						
Beach Preservation Fee	487,631	1,983,508	1,983,508	-	0.0%	3.4%
CIP Sale of Vehicle/Equipment	46,427	-	-	-	0.0%	0.0%
Hospitality Fee	110,203	5,062,424	5,062,424	-	0.0%	8.7%
Tax Increment Financing (TIF)	144,585	153,000	110,000	(43,000)	-28.1%	0.2%
State Accommodations Tax	1,695,211	2,445,211	3,515,021	1,069,810	43.8%	6.1%
Electric Franchise Fee	405,452	540,603	540,603	-	0.0%	0.9%
Stormwater Fee	116,250	125,000	125,000	-	0.0%	0.2%
Prior Year Funds	-	-	1,280,400	1,280,400	0.0%	2.2%
Total Revenues	47,028,374	48,621,804	57,980,977	9,359,173	19.2%	100.0%

Note: Prior Year Funds include \$1 million designated by Town Council for Housing from FY 2023 Budget and \$280,400 in carryover funds from Community Development for LMO updates.



TOWN OF HILTON HEAD ISLAND

FY 2024 PROPOSED GENERAL FUND BUDGET REVENUES



TOWN OF HILTON HEAD ISLAND

FY 2024 GENERAL FUND BUDGET REVENUE HIGHLIGHTS

- ✓ After 2 years of record high revenue collections – our projections moderate for FY24
- ✓ Local ATAX revenue increased \$2.2 million, or 47.2%
- ✓ Property Tax revenue increased \$918k, or 5.7%
- ✓ Business Licenses increased \$1.8 million and will be used for:
 - Business License Operating and Personnel Costs
 - Website Enhancements and Support
 - Online Portal Payment Program
 - Office of Cultural Affairs programming
 - General maintenance of Island pathways, open space, and roadways



TOWN OF HILTON HEAD ISLAND


FY 2024 GENERAL FUND BUDGET REVENUE HIGHLIGHTS

- ✓ State ATAX Funding all-inclusive of the state funding formula portions and Town grant amount – FY24 General Fund total \$3.5 million
- ✓ Short Term Rental Permit Fee increased \$877k - FY24 is first full year and will be used for:
 - Software Hosting
 - Administrative, Code Enforcement and Legal Support
 - Operational Costs
- ✓ EMS Services increased \$279k due to FY23 rate increase and increase in call volume
- ✓ Investment Income increased over 1,500%
- ✓ New Residential Plan Review Fee equal to 50% of permit fee



TOWN OF HILTON HEAD ISLAND

GENERAL FUND REVENUES TRENDS – PROPERTY TAXES

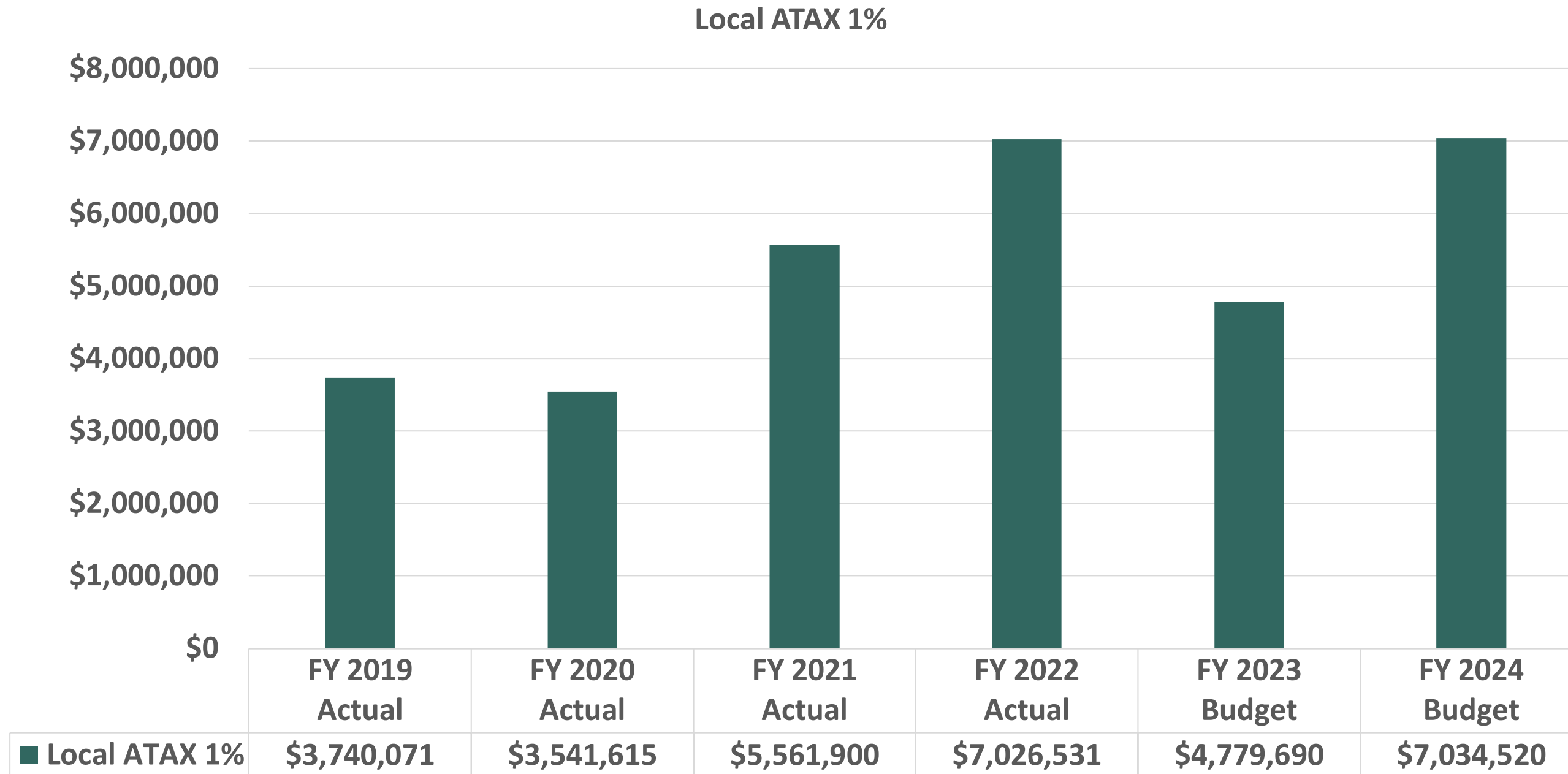


*FY23 Property Tax collections have surpassed the FY23 budget as of March.
The FY24 Budget is 1.5% less than the expected total collection for FY23.*



TOWN OF HILTON HEAD ISLAND

GENERAL FUND REVENUES TRENDS – LOCAL ATAX 1%


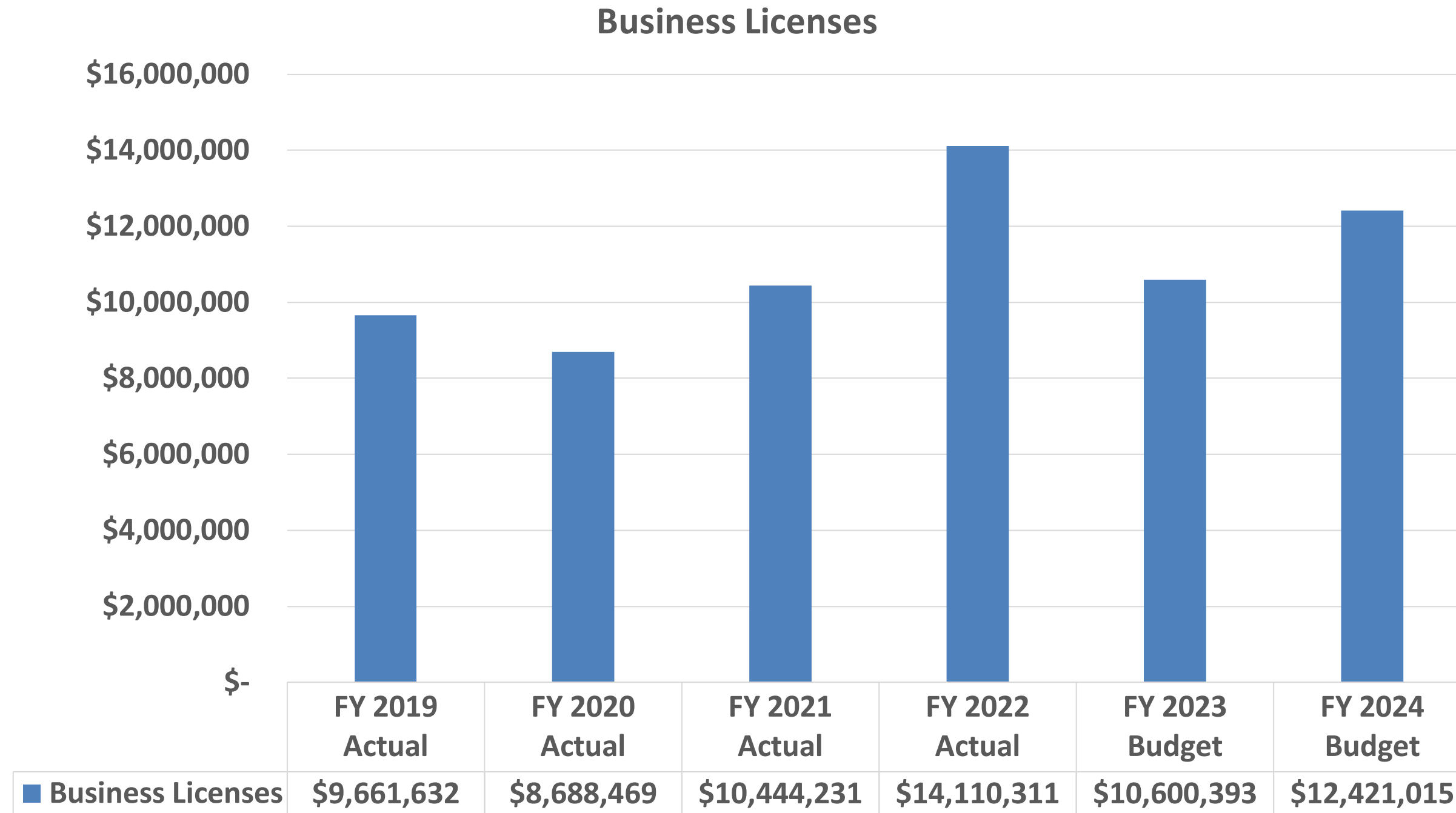


Local ATAX collections in FY23 are expected to be similar to FY22. The FY24 Budget is consistent with both years.



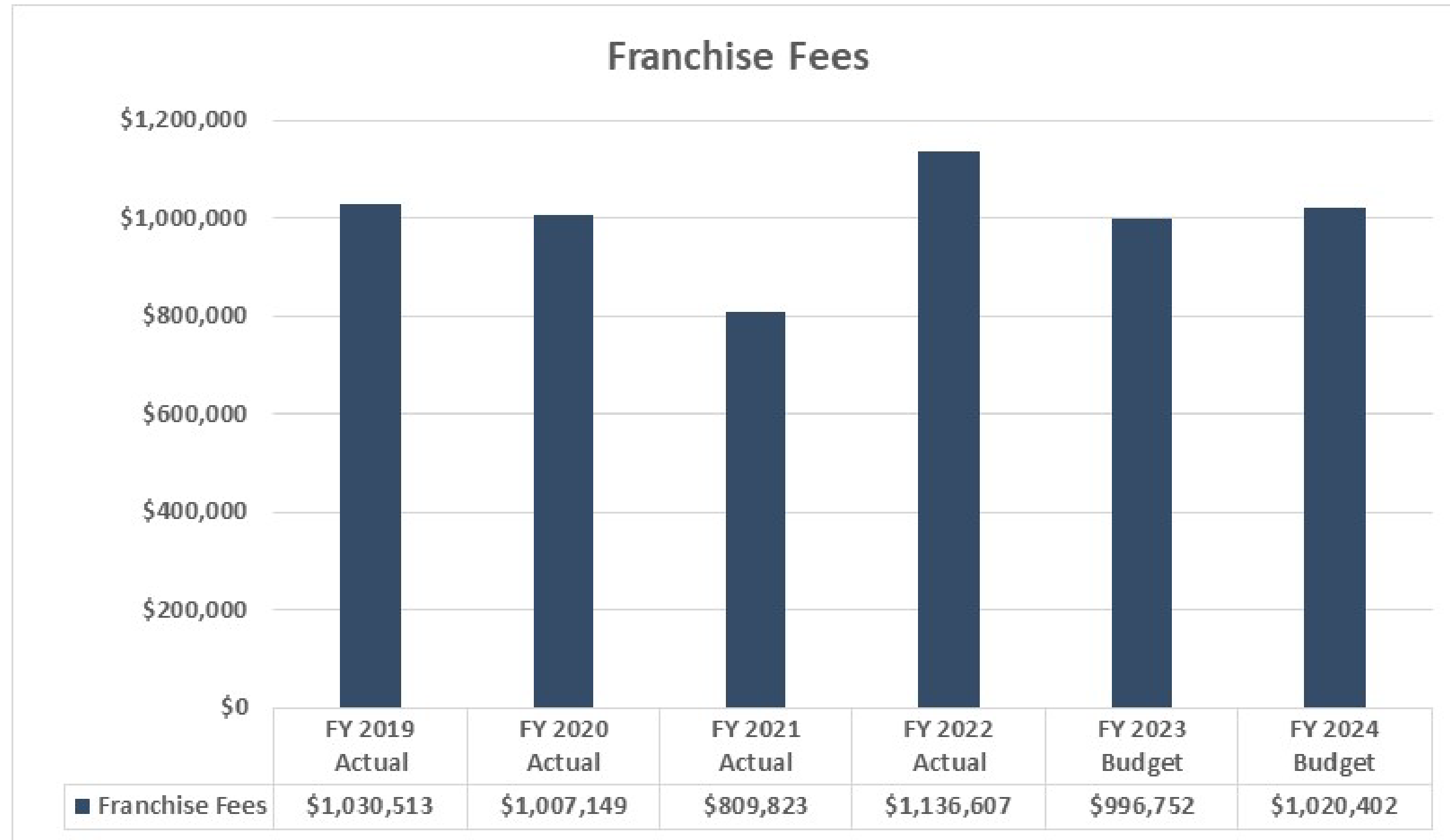
TOWN OF HILTON HEAD ISLAND

GENERAL FUND REVENUES TRENDS – BUSINESS LICENSES

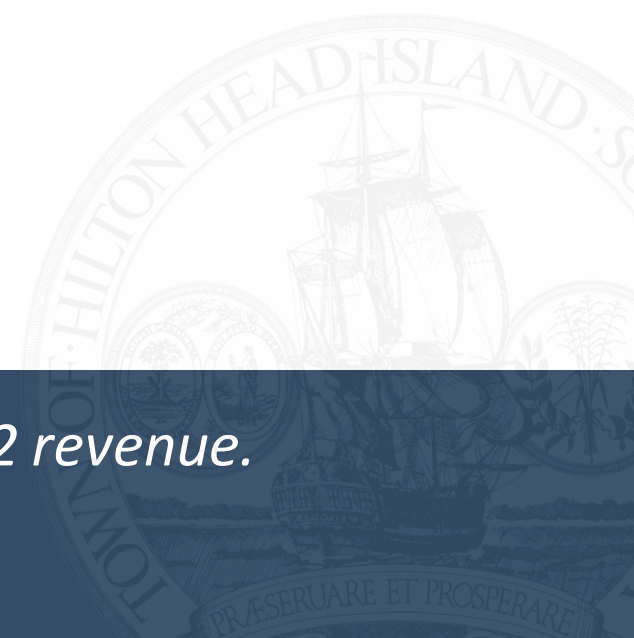


A delay in the MASC payment schedule pushed \$1 million of collections from FY 2020 to FY 2021 and FY 2021 to FY 2022. FY 2023 collections are outpacing the FY 2022 collections through February. Business Licenses are due April 30.

GENERAL FUND REVENUES TRENDS – **FRANCHISE FEES**

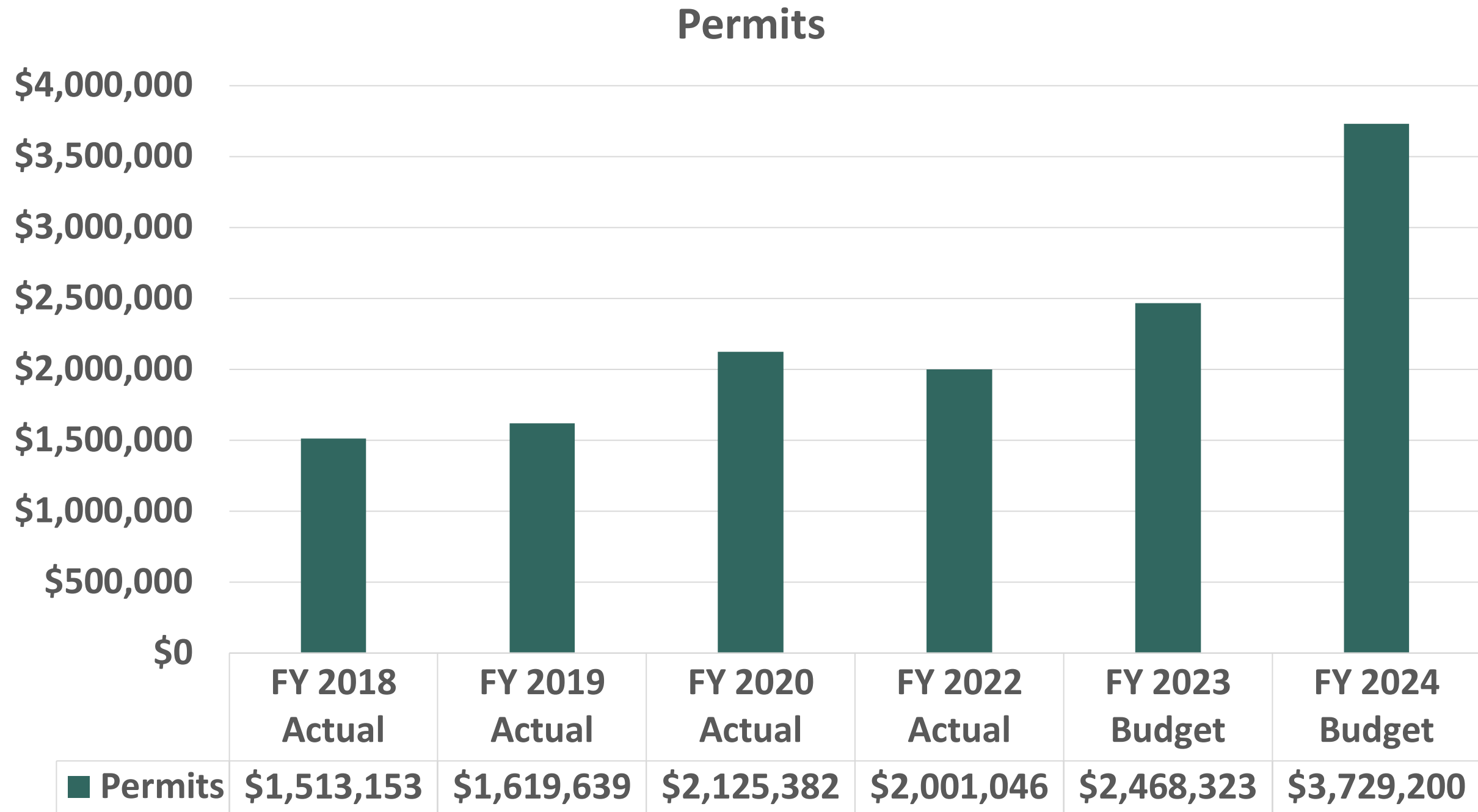


A franchise fee payment for the last quarter of FY 2021 was received in FY 2022, adding \$160k to the FY 2022 revenue. Besides this offset, Franchise Fees are consistent year over year.



TOWN OF HILTON HEAD ISLAND

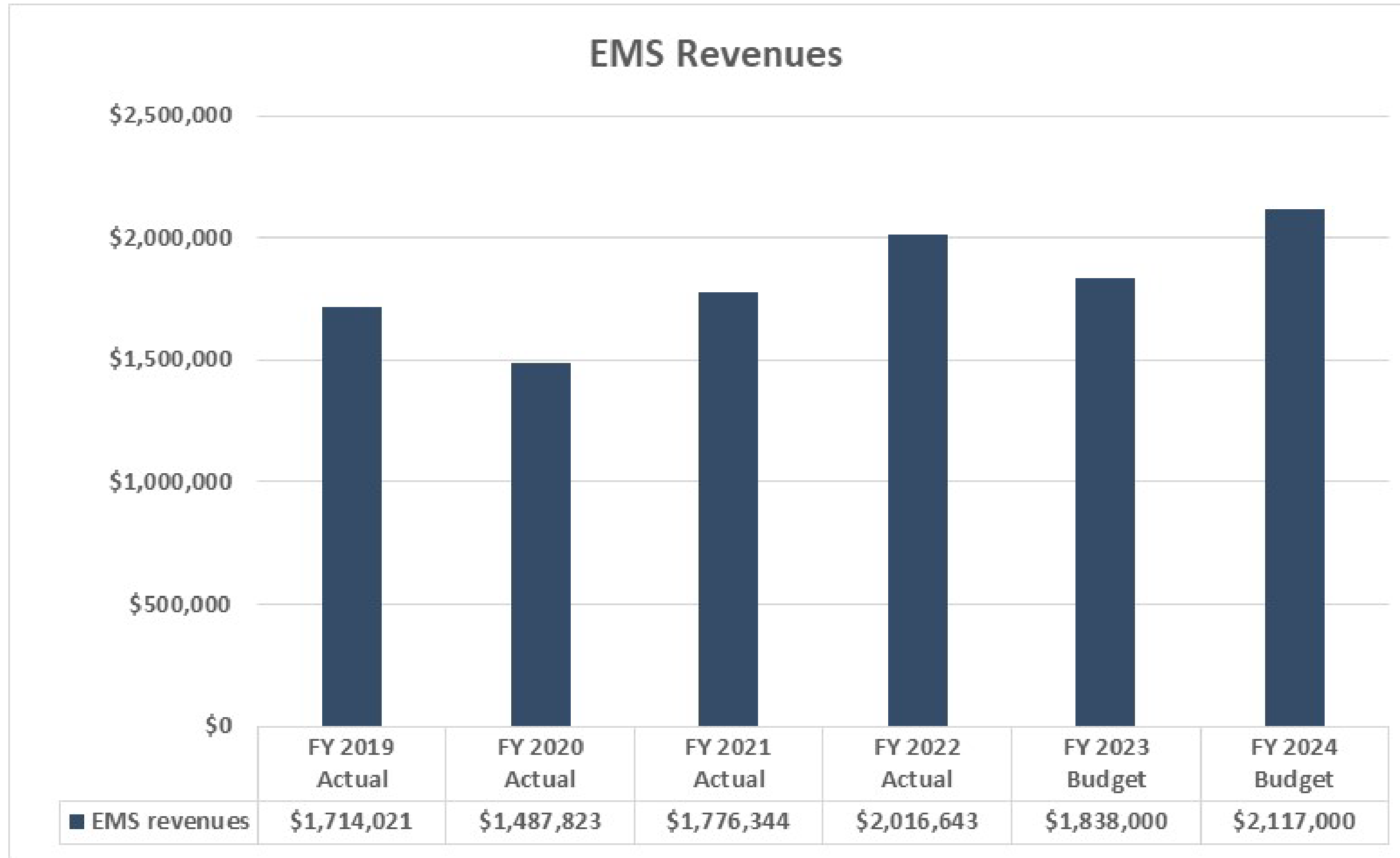
GENERAL FUND REVENUES TRENDS - PERMITS



The FY 2024 budget includes a new Plan Review Fee (\$280k) and the first full year of Short Term Rental Permit Fees (\$1.75m).



GENERAL FUND REVENUES TRENDS – EMS REVENUES



A rate increase went into effect in FY23 – Call volumes remain high



GENERAL FUND REVENUES TRENDS - INVESTMENT EARNINGS

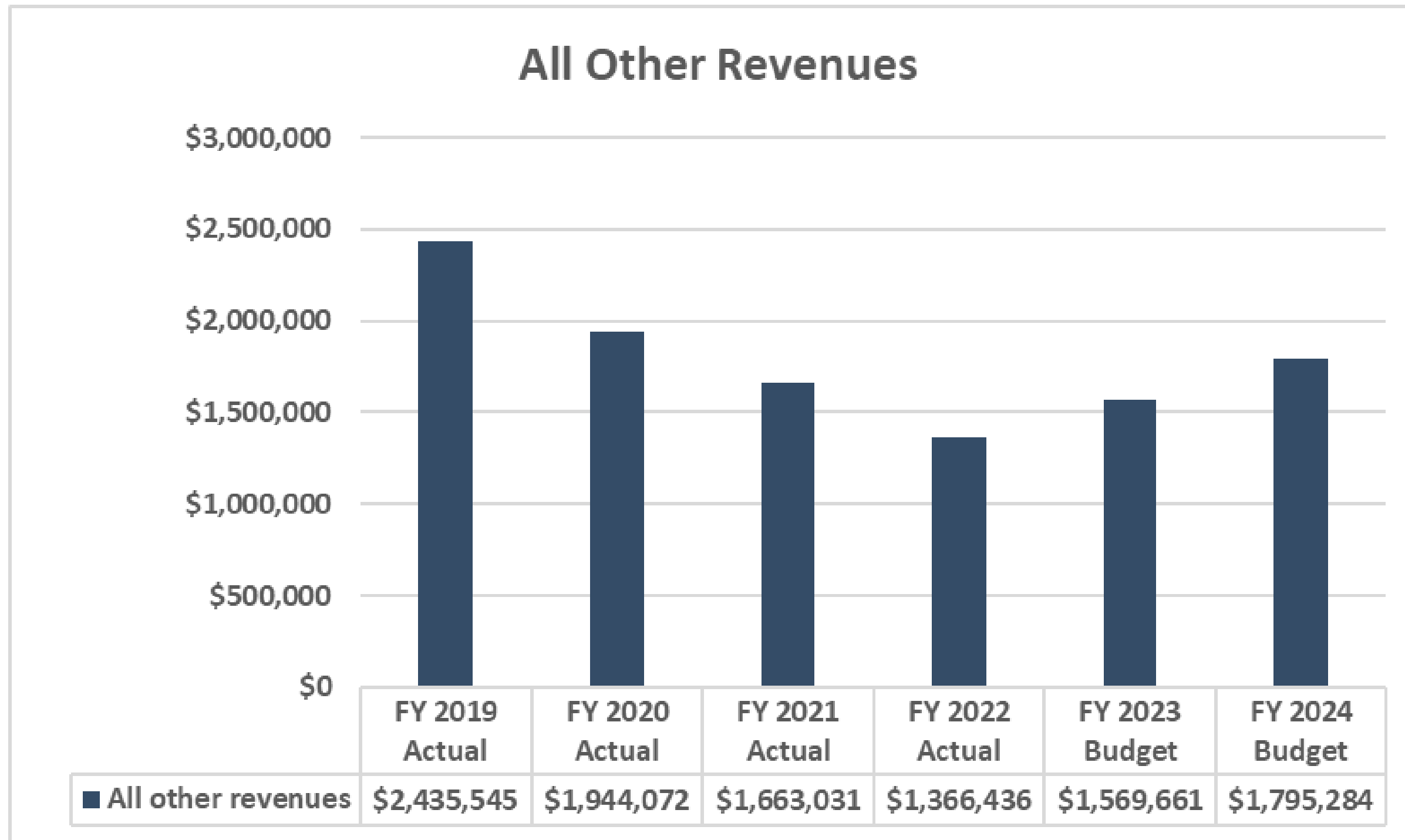


FY23 Investment Earnings are expected to be an all-time record high. The FY24 budget is about 58% of FY23 year end projection.



TOWN OF HILTON HEAD ISLAND

GENERAL FUND REVENUES TRENDS - ALL OTHER REVENUES



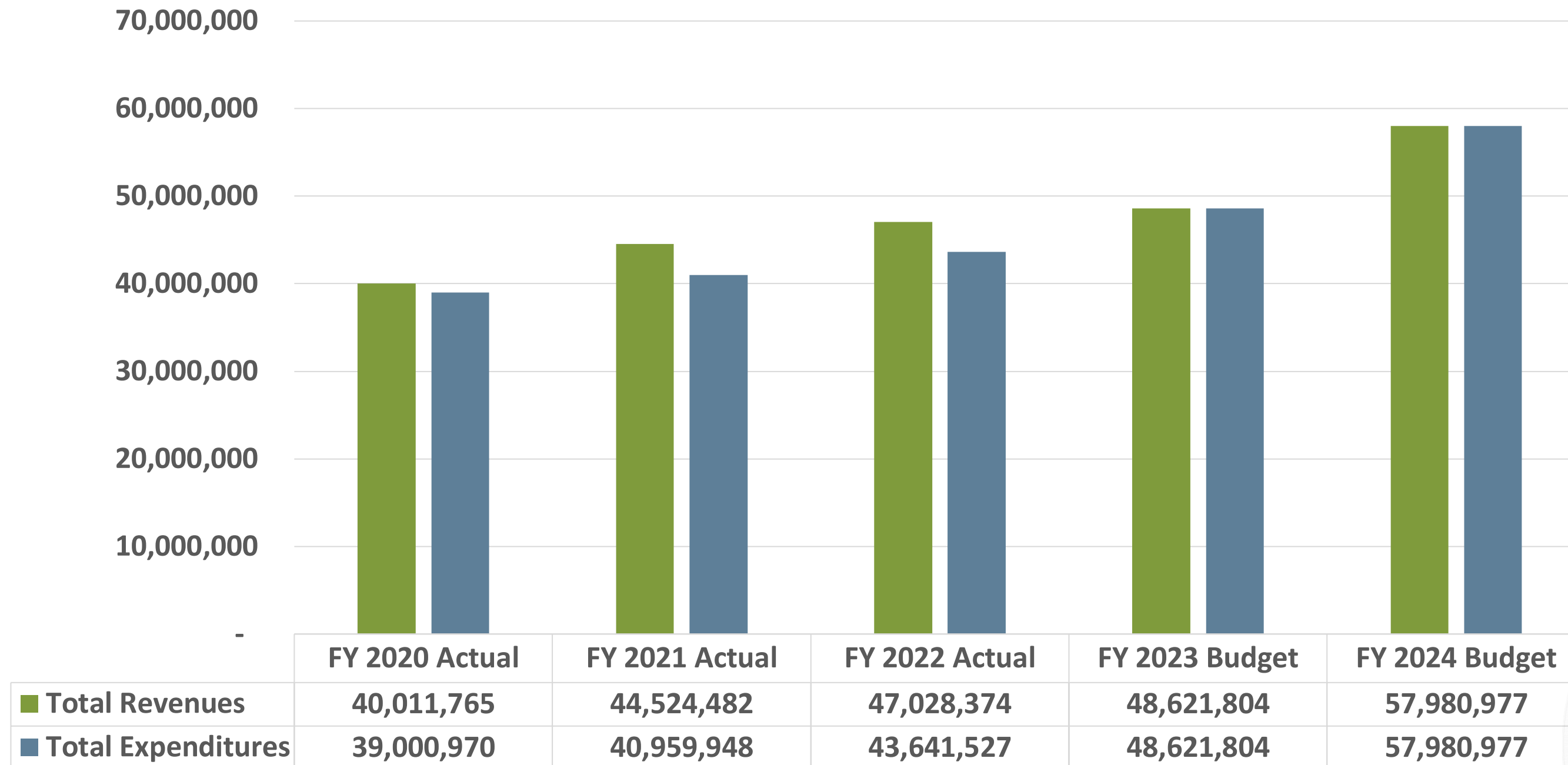
“All Other” revenue includes Intergovernmental, Grants, Beach Services, and Miscellaneous Revenue.



TOWN OF HILTON HEAD ISLAND

GENERAL FUND TRENDS

General Fund



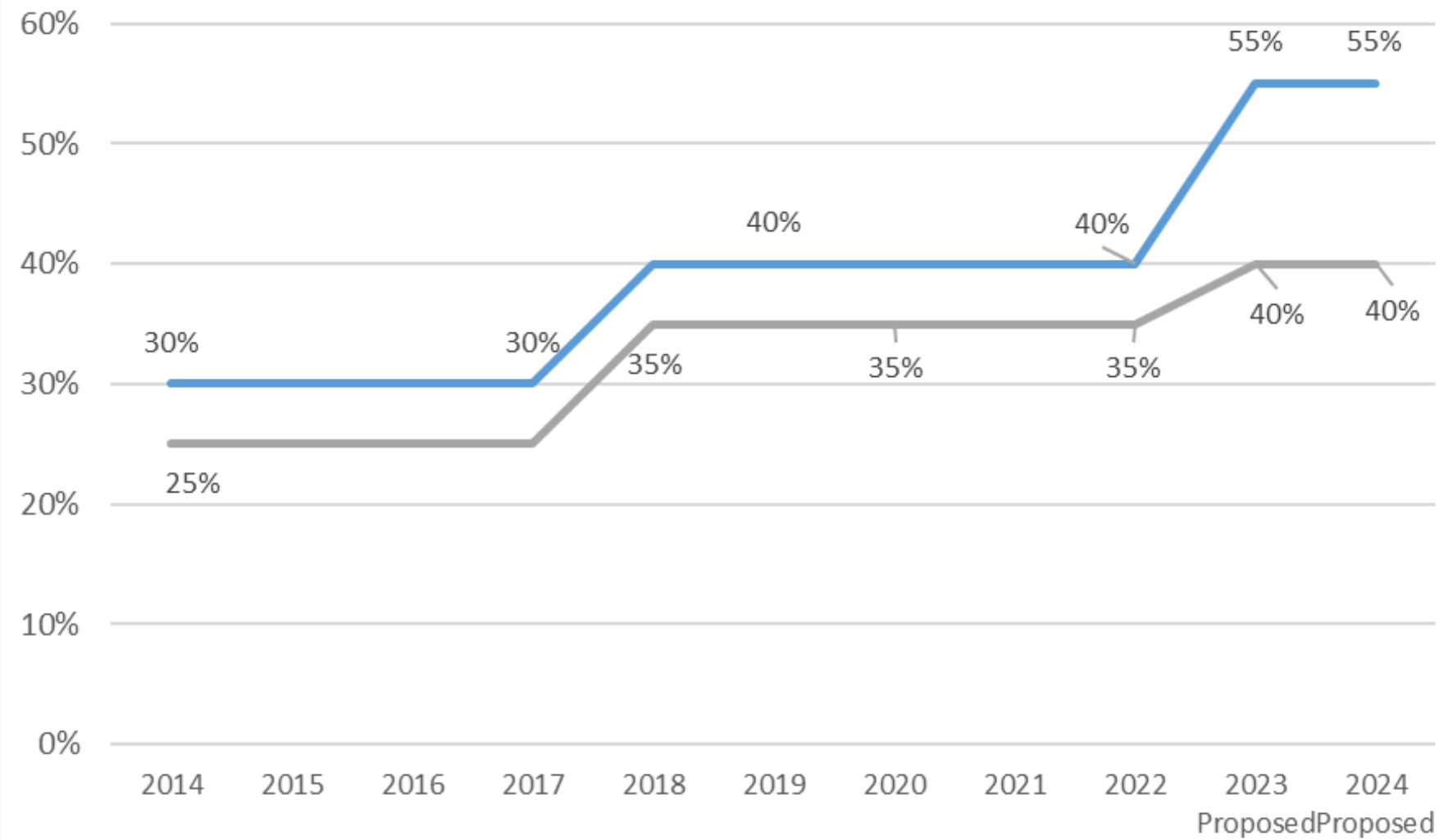
The proposed General Fund is balanced



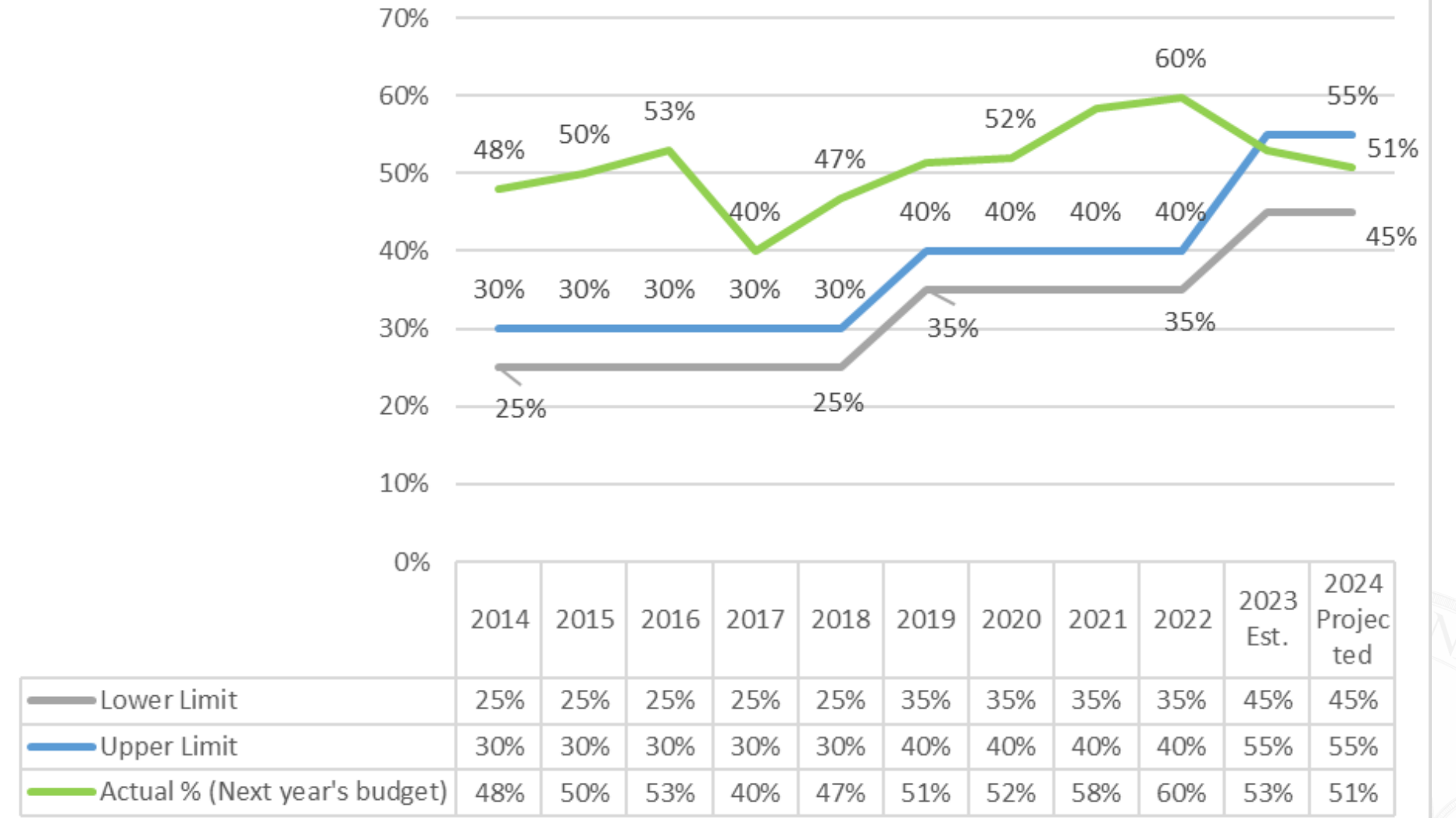
TOWN OF HILTON HEAD ISLAND

GENERAL FUND RESERVE POLICY LIMITS

General Fund Reserve Policy Limits



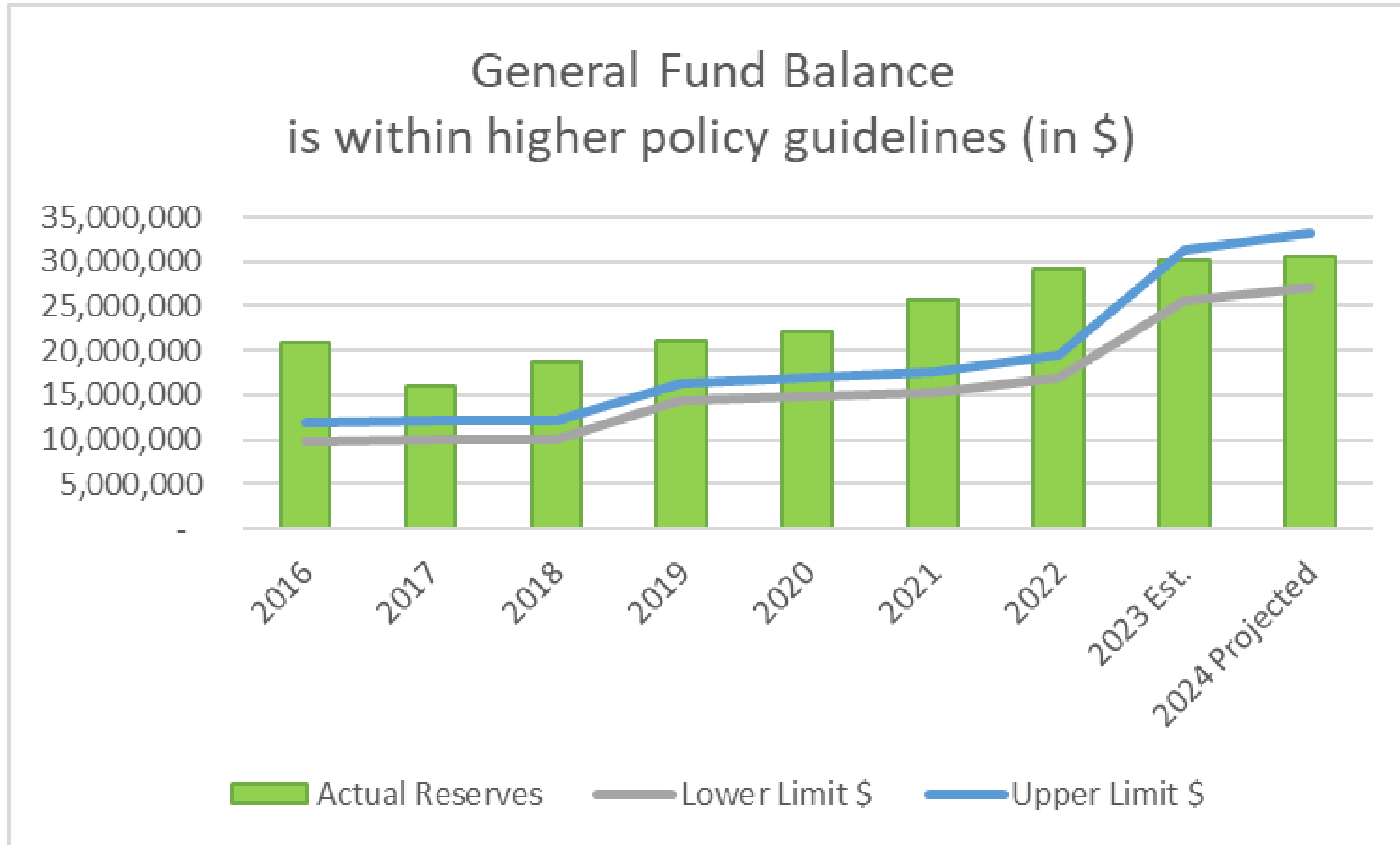
General Fund Reserve Policy Limits with Actual %



Town Council has raised General Fund Policy Limits

TOWN OF HILTON HEAD ISLAND

GENERAL FUND RESERVE POLICY LIMITS



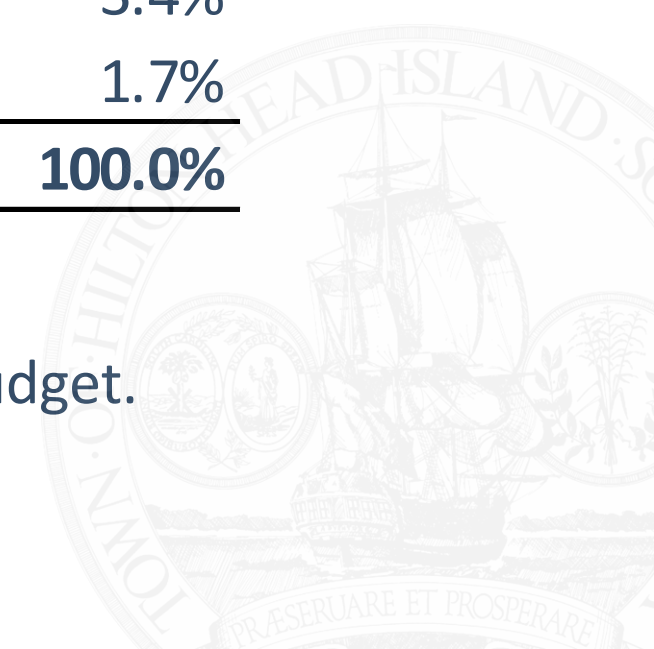
TOWN OF HILTON HEAD ISLAND

FY 2024 PROPOSED GENERAL FUND BUDGET EXPENDITURES

Expenditures by Category	FY 2022 Actual	FY 2023 Original Budget	FY 2024 Proposed Budget	\$ Change FY 2023 Original	% Change FY 2023 Original	% of Budget
Salaries & Benefits	\$ 26,958,602	\$ 30,416,831	\$ 34,948,562	\$ 4,531,731	14.9%	60.3%
Operating	11,450,531	13,238,621	15,023,965	1,785,344	13.5%	25.9%
Contracted Public Safety	2,520,709	2,674,762	2,644,456	(30,306)	-1.1%	4.6%
Affiliated Agencies	2,162,424	2,291,590	2,363,994	72,404	3.2%	4.1%
Total	43,092,266	48,621,804	54,980,977	6,359,173	13.1%	94.8%
Transfer to CIP	549,261	-	-	-	0.0%	0.0%
Transfer to Housing Fund (1)	-	-	2,000,000	2,000,000	0.0%	3.4%
Transfer to Land Acquisition Fund (2)	-	-	1,000,000	1,000,000	0.0%	1.7%
Total Expenditures & Transfers Out	43,641,527	48,621,804	57,980,977	9,359,173	19.2%	100.0%

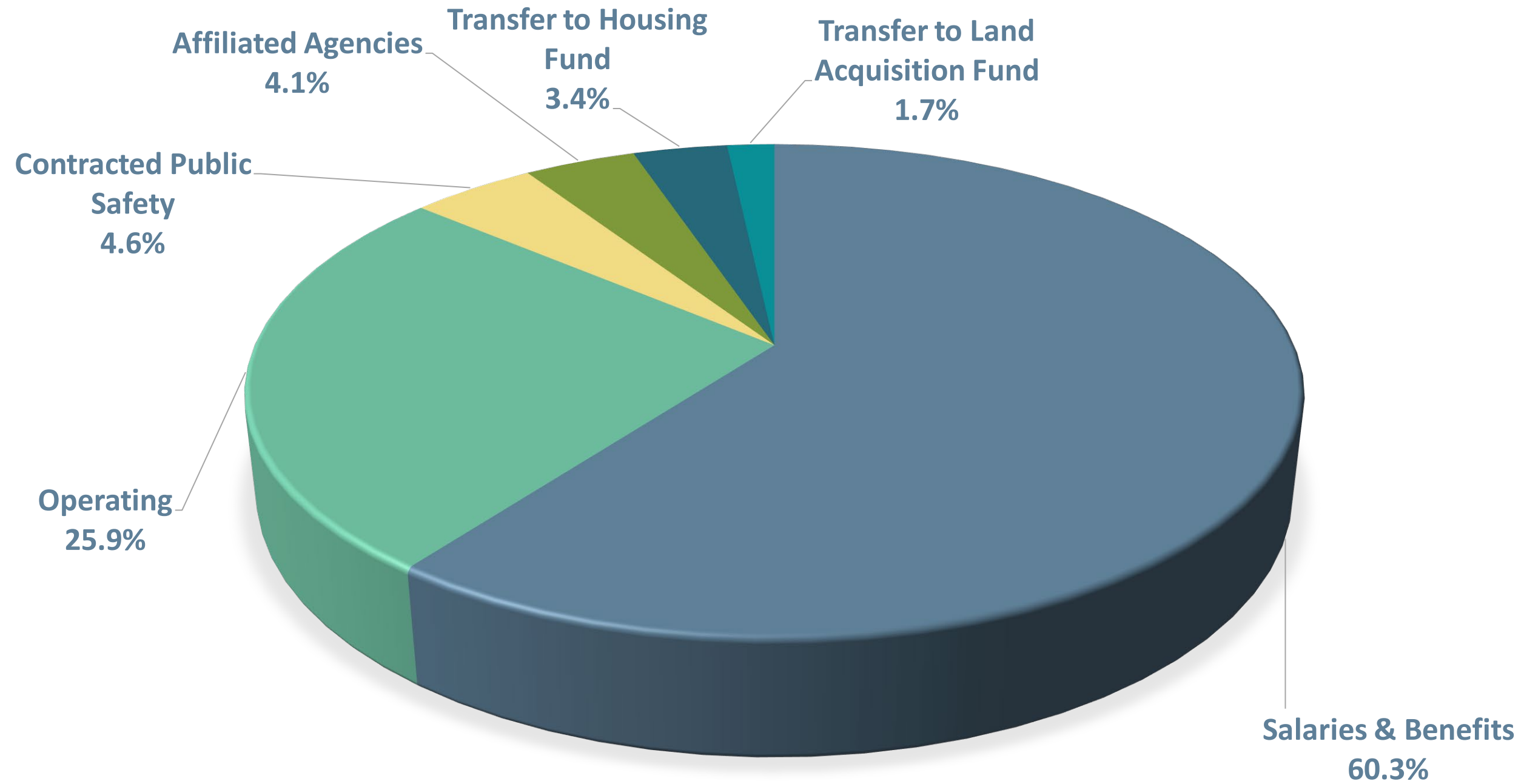
(1) \$1 million in transfer to Housing Fund for FY24 - in addition to the designated funds from the FY 2023 Budget.

(2) \$1 million in transfer to the Land Acquisition Fund for future land purchases



TOWN OF HILTON HEAD ISLAND

FY 2024 PROPOSED GENERAL FUND BUDGET EXPENDITURES



TOWN OF HILTON HEAD ISLAND

FY 2024 NEW GENERAL FUND POSITIONS

TOWN MANAGEMENT

- Marketing & Engagement Director

FINANCE

- Assistant Finance Director

FIRE RESCUE

- 2 Firefighters
- Fire Inspector
- Mechanic
- EMS Lieutenant
- Communications & Marketing Administrator

COMMUNITY DEVELOPMENT

- Beach Facilities Technician
- Grounds Crew
- 2 Construction Project Managers



TOWN OF HILTON HEAD ISLAND

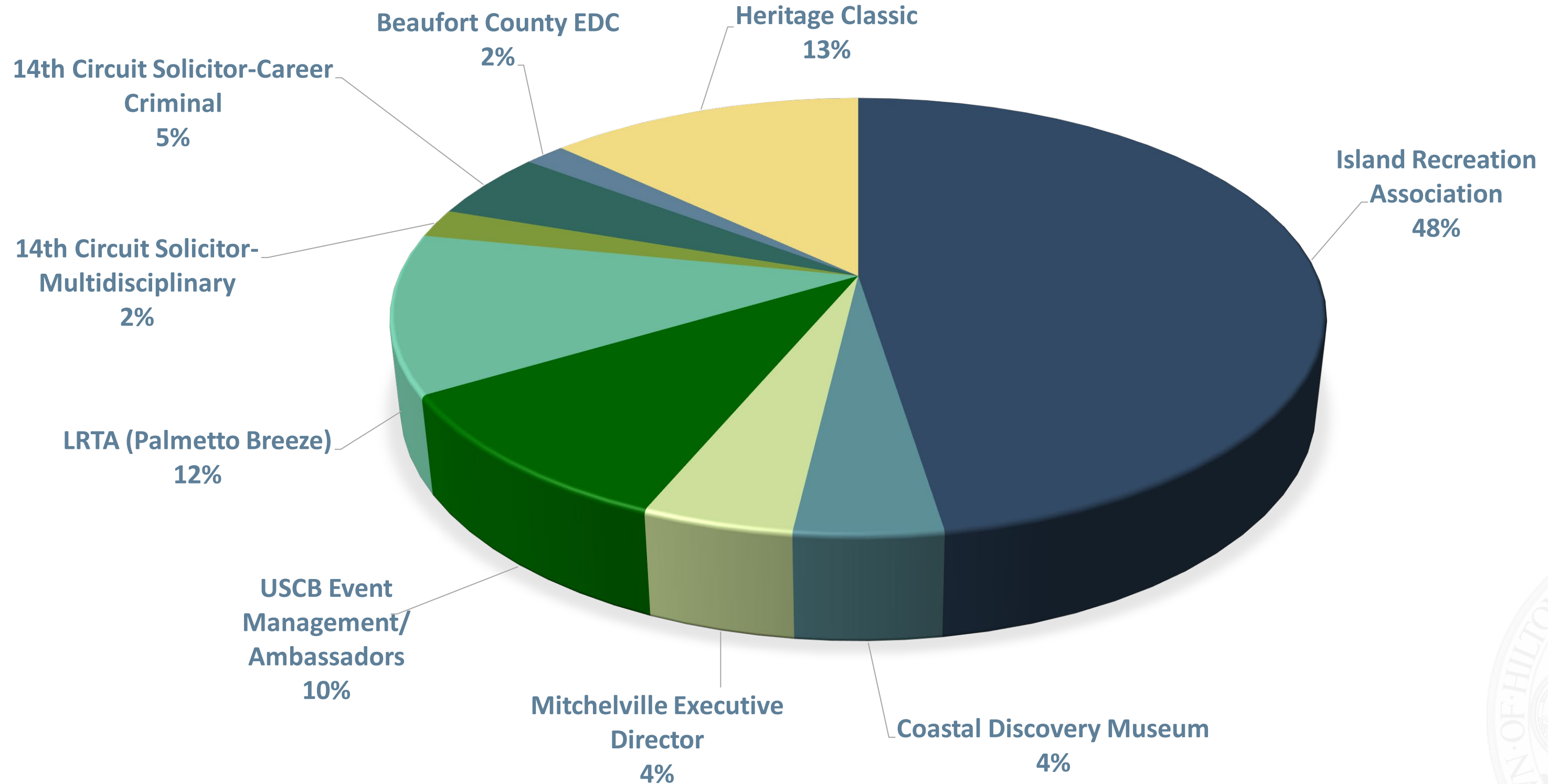
FY 2024 PROPOSED GENERAL FUND EXPENDITURES – AFFILIATED AGENCIES

	FY 2021 Actual	FY 2022 Actual	FY 2023 Request	FY 2023 Budget	FY 2024 Request	FY 2024 F&A Proposed
Island Recreation Association	1,060,706	1,087,578	1,099,304	1,099,304	1,123,766	1,123,766
Coastal Discovery Museum	75,000	75,000	92,775	92,775	102,432	102,432
Mitchelville Executive Director	105,000	105,000	105,000	105,000	105,000	105,000
USCB Event Management/Ambassadors	110,663	186,367	190,094	190,094	238,985	238,985
LRTA (Palmetto Breeze)	200,000	225,165	283,478	282,404	277,842	277,842
14th Circuit Solicitor-Multidisciplinary	50,000	50,000	50,000	50,000	50,000	50,000
14th Circuit Solicitor-Career Criminal	118,500	118,500	118,500	118,500	118,500	118,500
Beaufort County EDC	25,000	25,000	25,000	25,000	40,000	40,000
Heritage Classic	-	289,815	298,513	298,513	307,469	307,469
Habitat for Humanity	-	-	-	-	500,000	-
Grant Matching Funds	-	-	30,000	30,000	-	-
LEPC/Beaufort County	4,246	-	-	-	-	-
Concours D'Elegance	150,000	-	-	-	-	-
Arts Center	200,000	-	-	-	-	-
Total	2,099,115	2,162,425	2,292,664	2,291,590	2,863,994	2,363,994



TOWN OF HILTON HEAD ISLAND

FY 2024 PROPOSED GENERAL FUND EXPENDITURES – AFFILIATED AGENCIES



TOWN OF HILTON HEAD ISLAND

FY 2024 GENERAL FUND BUDGET EXPENDITURE HIGHLIGHTS

- ✓ Lean Operating Budget provides funding for all Town Department Operating Budgets
- ✓ Comprehensive LMO Code amendments
- ✓ Island-Wide Illustrative Master Plan, Conditions and Trends Completion, District Planning, Future Land Use Map, and Comp Plan amendments
- ✓ Permitting & Plan Review Process Improvements
- ✓ Funding for Town's 360/40 Celebration and Music Festival
- ✓ Continued Public Safety enhancements including the addition of Flock safety cameras & trail cameras
- ✓ Calibrated salary adjustments to remain competitive in the Public and Private Sectors, including but not limited to Fire Rescue adjustments effective late FY22, full year FY23 and beyond (FY24 first full year budgeted)



TOWN OF HILTON HEAD ISLAND

FY 2024 GENERAL FUND BUDGET EXPENDITURE HIGHLIGHTS

- ✓ Prioritization on Marketing and Communications including expanding social media presence for Fire Rescue
- ✓ Continued expansion of Christmas and Holiday lighting throughout the Island
- ✓ Enhancements to Community Events such as Crescendo, Lantern Parade, Earth Day, Tree and Menorah Lighting
- ✓ Increased funding for Park Maintenance, Road Maintenance, Landscape Maintenance and Corridor Safety Enhancements
- ✓ Focus on Beach Operations, including additional beach facility staff and resources, to enhance the beach appearance and experience
- ✓ Transfer of \$1 million to the Land Acquisition Fund balance for future to-be-determined land purchases



TOWN OF HILTON HEAD ISLAND

FY 2024 GENERAL FUND BUDGET EXPENDITURE HIGHLIGHTS

- ✓ Commitment to recruiting and retaining employees with benefit package enhancements including:
 - Up to 4% performance-based salary increases effective July 2023
 - Tuition Reimbursement increase from \$3,000 to \$5,000 per employee
 - New Wellness Reimbursement of \$300 per employee
 - Continuation of enhancements introduced in FY23 including:
 - 401k retirement plan contribution increase
 - Medflex reimbursement increase
 - Vacation buy-back option
 - Coverage of SC unfunded mandates – health insurance & F/R retirement premiums
 - BCSO Island Resident Stipend increase
 - Town Staff class & compensation calibration
 - Fire Rescue compensation adjustments and overtime policy enhancements



TOWN OF HILTON HEAD ISLAND


FY 2024 PROPOSED MUNICIPAL BUDGET OVERVIEW

SIX MAJOR FUNDS



General Fund

Stormwater Utility Fund



Capital Projects Fund

Debt Service Fund



Gullah Geechee Historic Neighborhoods
Community Development Corporation Fund

Housing Fund



| TOWN OF HILTON HEAD ISLAND

STORMWATER UTILITY FUND

- ❑ Accounts for and reports the financial resources for stormwater-related expenditures including staffing and operations; inventory, modeling and master planning; routine maintenance and capital projects
- ❑ The overarching goal is to improve and sustain the Stormwater infrastructure, water quality, all watersheds within the Town of Hilton Head Island and Island resiliency
- ❑ The primary sources of revenue are stormwater utility fees



TOWN OF HILTON HEAD ISLAND



FY 2024 PROPOSED STORMWATER UTILITY FUND BUDGET REVENUES

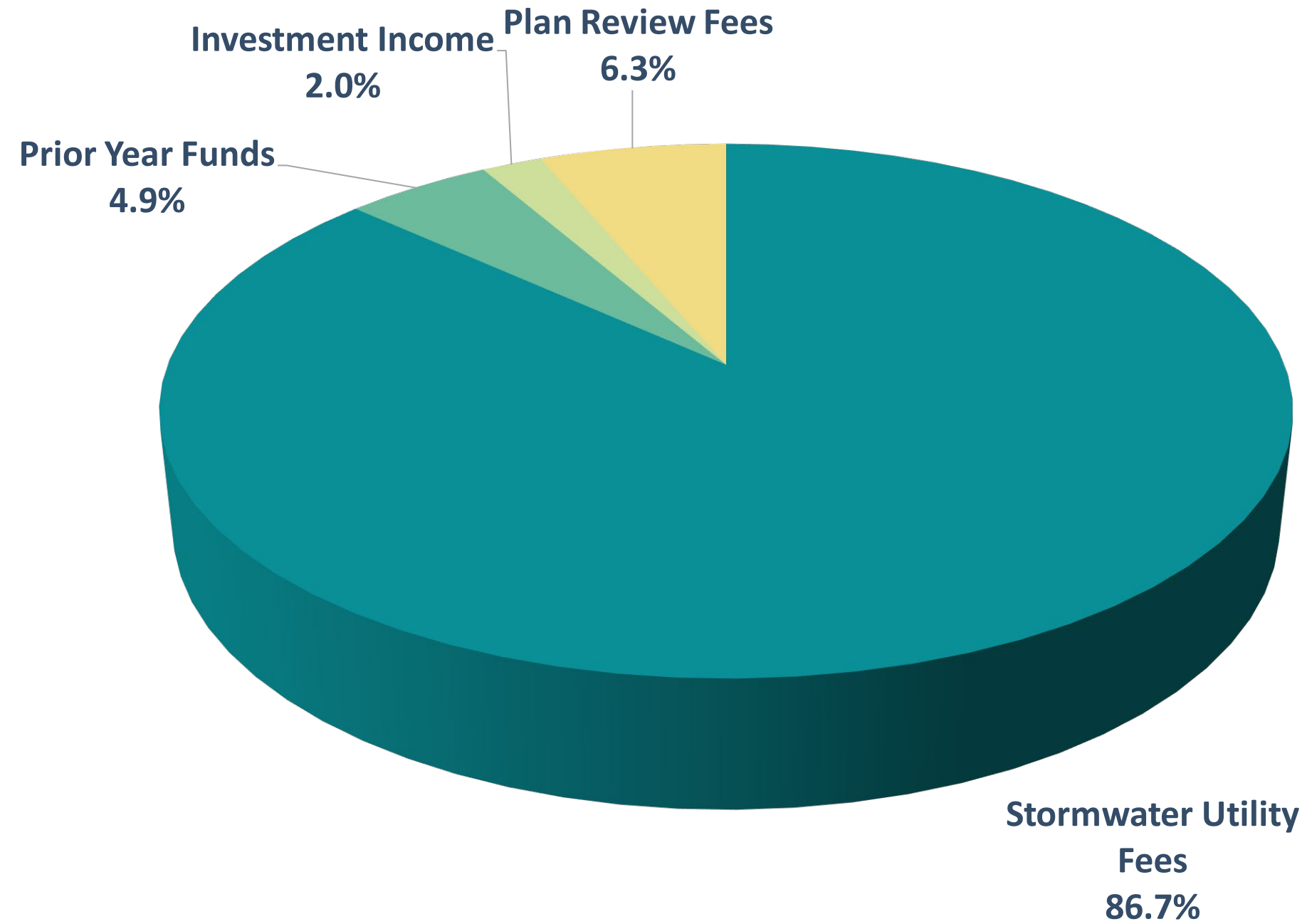
	FY 2022 Actual	FY2023 Original Budget	FY2024 Proposed Budget	\$ Change FY2023	% Change FY2023	% of Budget
Stormwater Utility Fees	\$5,081,075	\$5,044,000	\$5,104,075	\$ 60,075	1.2%	86.7%
Prior Year Funds	-	769,296	290,717	(478,579)	-62.2%	4.9%
Investment Income	10,394	20,000	120,000	100,000	500.0%	2.0%
Plan Review Fees	-	-	371,025	371,025	0.0%	6.3%
Total Revenues	5,091,469	5,833,296	5,885,817	52,521	0.9%	100.0%

Note: Prior year funds are expected one-time carryforward amounts for one-time uses.





FY 2024 PROPOSED STORMWATER UTILITY FUND BUDGET REVENUES



TOWN OF HILTON HEAD ISLAND

FY 2024 STORMWATER FUND BUDGET HIGHLIGHTS

- ✓ Proposed new Fee Schedule to support the enforcement of unfunded Federal and State water quality regulations per the terms of our current State-issued NPDES Permit
- ✓ A Stormwater Rate Study is planned for FY24
- ✓ Two new FTEs are proposed
 - Stormwater Maintenance Administrator
 - Stormwater Inspector
- ✓ Majority of funds programmed for routine maintenance, corrective maintenance, and capital projects
- ✓ Lean operating budget within the current rate structure
- ✓ More transparency in project development



TOWN OF HILTON HEAD ISLAND



REGIONAL STORMWATER UTILITY FEE COMPARISON

THE FOLLOWING UNIT RATES APPLY FOR TAX YEAR 2020:

Fee	Beaufort County	City of Beaufort	Town of Port Royal	Town of Bluffton	Town of Hilton Head Island
Administrative Fee	\$ 19.00	\$ 5.00	\$ 5.07	\$ 5.00	\$ 24.00
Impervious Area Unit (IA)	\$ 71.00	\$ 95.00	\$ 43.50	\$ 85.00	\$ 105.00
Gross Area Unit (GA) X =	\$ 10.00	\$ 35.00	\$ 11.43	\$ 25.00	\$ 21.00
Totals	\$ 100.00	\$ 135.00	\$ 60.00	\$ 115.00	\$ 150.00



Note: Law S453 (2009) does not allow any increase in fees for agricultural, forestland and undeveloped lands that qualify for an Agricultural Use Exemption.



TOWN OF HILTON HEAD ISLAND

PROPOSED PLAN REVIEW & INSPECTION FEES

Recommendations for Charging Fees for NPDES Plan Review and Inspection

- The Town does not currently charge fees for NPDES Plans Review or Routine Inspection
- At the current level of effort:
 - Annual cost to the Town is \$166,000, and
 - Annual staff effort required is equivalent to 2.1 FTEs
- At the proposed level of effort (adding recommended commitments):
 - Annual cost to the Town would increase to \$372,000, and
 - Annual staff effort required would increase to the equivalent of 4.1 FTEs
- To implement the recommended increase in commitments, additional staff would be required (two new Full-time Stormwater Inspectors)
- A majority of 17 regional MS4 Communities researched charge fees for plan review and inspection
- Staff recommends that the Town begin charging fees for NPDES Plan Review and Inspection
- Recommended fee structure targets a revenue-neutral outcome



TOWN OF HILTON HEAD ISLAND

PROPOSED PLAN REVIEW & INSPECTION FEES

Summary of recommended NPDES Fees for FY24

Permit Type	Initial Plan Review	Re-submittal Review	Routine Inspection	Notice of Violation Reinspection	Stop Work Order Reinspection
Single-family Residential (lots <1 acre)	\$100	\$75	\$90/month	\$140/inspection	\$190/inspection
Pool or Spa (residential)	\$100	\$75	\$90/month	\$140/inspection	\$190/inspection
Demolition (residential, < 1 acre)	\$100	\$75	\$90/month	\$140/inspection	\$190/inspection
Residential (lots ≥ than 1 acre), Residential Subdivision, Multifamily, and Non-residential**	\$250/acre* (\$5000 max)	\$150/acre* (\$2500 max)	\$50+\$50/acre* /month (\$500 max)	\$100+\$50/acre* /inspection (\$550 max)	\$150+\$50/acre* /inspection (\$600 max)

* Per disturbed acre, rounded up to the nearest whole acre.

** Including Land Disturbance Permits and Commercial Demolitions




TOWN OF HILTON HEAD ISLAND



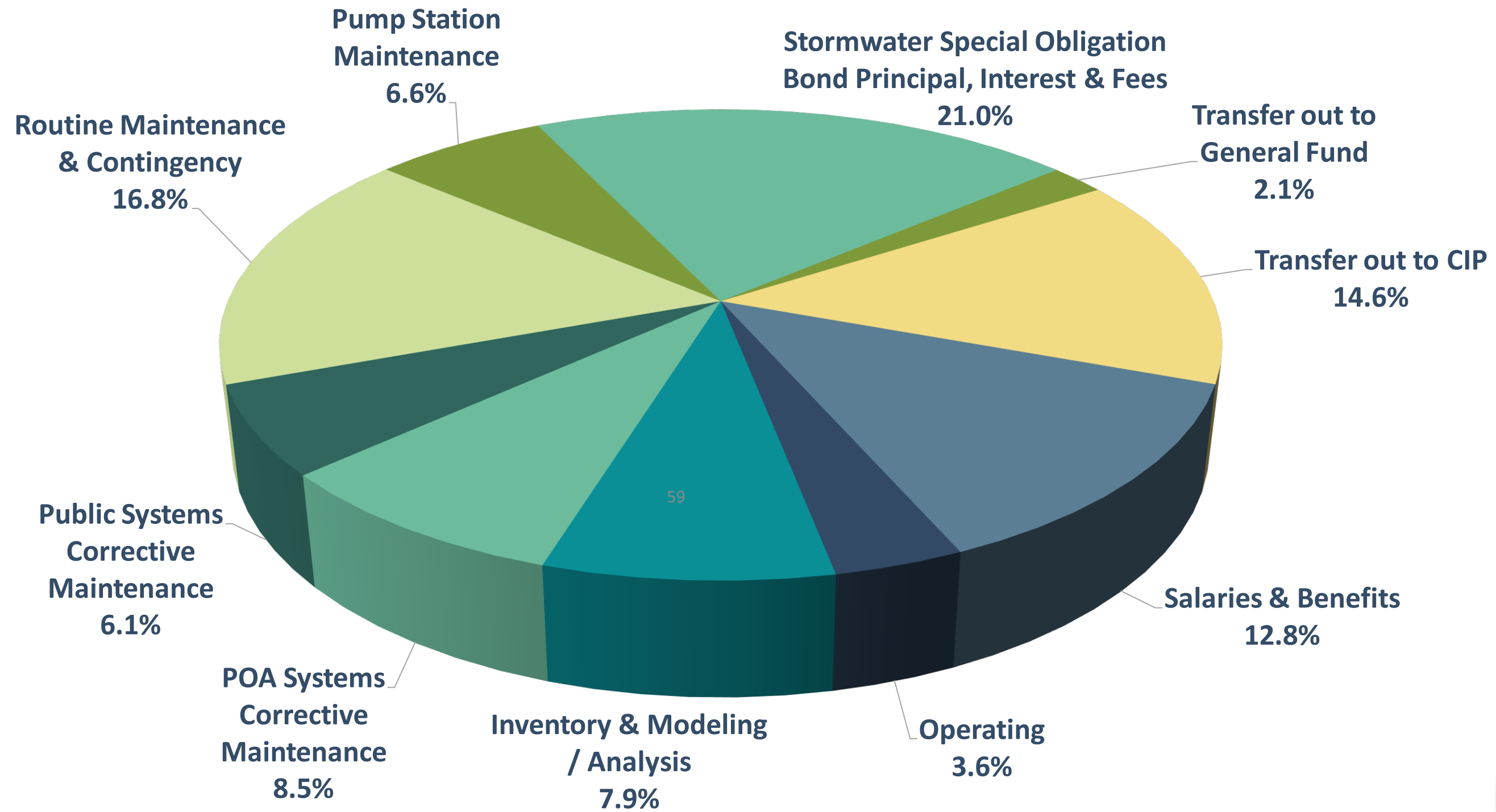
FY 2024 PROPOSED STORMWATER UTILITY FUND BUDGET EXPENDITURES

Expenditures by Category	FY 2022 Actual	FY2023 Original Budget	FY2024 Proposed Budget	\$ Change FY2023	% Change FY2023	% of Budget
Salaries & Benefits	\$ 516,184	\$ 608,996	\$ 755,239	\$146,243	24.0%	12.8%
Operating	188,296	139,500	209,065	\$69,565	49.9%	3.6%
Inventory & Modeling / Analysis	239,008	705,000	463,180	-\$241,820	-34.3%	7.9%
POA Systems Corrective Maintenance	2,250	660,000	500,000	-\$160,000	-24.2%	8.5%
Public Systems Corrective Maintenance	3,523	400,000	360,000	-\$40,000	-10.0%	6.1%
Routine Maintenance & Contingency	95,805	710,000	990,000	\$280,000	39.4%	16.8%
Pump Station Maintenance	187,717	330,000	390,000	\$60,000	18.2%	6.6%
Stormwater Special Obligation Bond						
Principal, Interest & Fees	1,197,155	1,324,800	1,233,333	-\$91,467	-6.9%	21.0%
Transfer out to General Fund	116,250	125,000	125,000	\$0	0.0%	2.1%
Transfer out to CIP	2,043,364	830,000	860,000	\$30,000	3.6%	14.6%
Total Expenditures & Transfers Out	4,589,552	5,833,296	5,885,817	\$52,521	0.9%	100.0%





FY 2024 PROPOSED STORMWATER UTILITY FUND BUDGET EXPENDITURES



| TOWN OF HILTON HEAD ISLAND

STORMWATER UTILITY SERVICE DELIVERY PROGRAMS

Service delivery is provided by the following programs:

- Water Quality – LMO Compliance & MS4 Permit
- Inventory & Modeling
- Routine Maintenance
 - Channel Maintenance
 - Street Sweeping
 - Pond Management
- Pump Station Maintenance (4)
- Corrective Maintenance
 - Public System
 - Private Systems (POA Agreements)



TOWN OF HILTON HEAD ISLAND

CORRECTIVE MAINTENANCE PROGRAM



EXTENT OF SERVICE

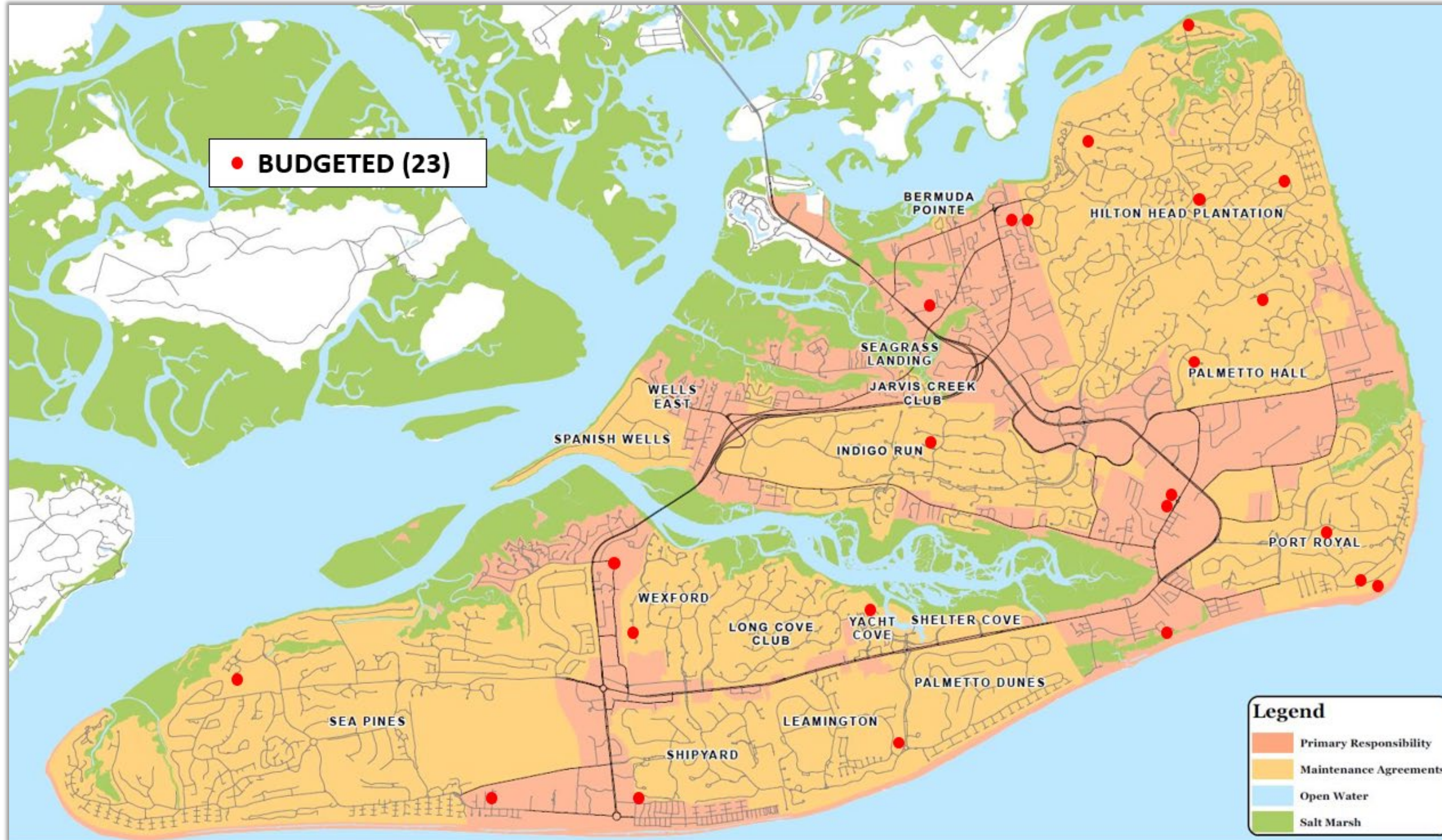
- **Public System**
 - Town ROW
 - Town Easements
 - Town Property
- **POA Agreements**
 - 17 Agreements
 - 6 Applicants

Corrective Maintenance Program – Extent of Service



TOWN OF HILTON HEAD ISLAND

CORRECTIVE MAINTENANCE PROGRAM



FY 2024 CORRECTIVE MAINTENANCE PROJECT LIST

23 Projects

- 9 Public System
- 14 POA Systems

Corrective Maintenance Program – FY2024 Budgeted Projects



TOWN OF HILTON HEAD ISLAND



STORMWATER FUND CORRECTIVE MAINTENANCE PROJECTS

- ✓ FY 2024 Budget includes **9 Public System Maintenance Projects:**
 - Arrow Road Haig Point Outfall to alleviate upstream flooding **(\$97K)**
 - Mathews Court pipe replacement **(\$45K)**
 - Old Wild Horse Road pathway and drainage improvements **(\$50K)**
 - Kings Court channel erosion stabilization **(\$15K)**
 - Mathews Drive pond dredging/excavation **(\$50K)**
 - Firethorn Lane pipe rehabilitation to alleviate sinkhole **(\$55K)**
 - Squiresgate Road headwall stabilization and ditch excavation **(\$3K)**
 - Lagoon Road pond dredging/excavation **(\$25K)**
 - Dreissen Beach Park drainage improvements to alleviate flooding **(\$20K)**

○ **FY 2024 Public System Maintenance Projects Budget - \$360,000**





STORMWATER FUND CORRECTIVE MAINTENANCE PROJECTS

- ✓ FY 2024 Budget includes **14 POA System Maintenance Projects:**
 - Eagle Claw Drive structure replacement to alleviate sinkhole **(\$10K)**
 - Prestwick Court pipe cleaning, CCTV inspection and repairs to alleviate sinkholes **(\$20K)**
 - Scarborough Head channel excavation and pipe cleaning **(\$12K)**
 - Quail Walk Lane point repair to alleviate sinkhole **(\$7K)**
 - Brewton Court pipe point repair **(\$4K)**
 - Bellhaven Way structure repair to alleviate sinkhole **(\$5K)**
 - Charlesfort Place pipe cleaning to alleviate flooding **(\$3K)**
 - Troon Drive clean and CCTV pipe to determine cause of issue **(\$13K)**



TOWN OF HILTON HEAD ISLAND



STORMWATER FUND CORRECTIVE MAINTENANCE PROJECTS

- ✓ FY 2024 Budget includes **14 POA System Maintenance Projects** continued:
 - Clyde Lane replace broken grate **(\$1K)**
 - Madison Lane tree obstruction removal within channel **(\$11K)**
 - South Port Royal Drive pipe point repair **(\$3K)**
 - Planters Row drainage improvements **(\$16K)**
 - Windjammer Court Pond Outfall flap gate installation and sump excavation **(\$10K)**
 - Wicklow Drive point repair to alleviate sinkhole **(\$5K)**
 - Other POA System Maintenance Projects to be determined **(\$380K)**

○ **FY 2024 POA System Maintenance Projects Budget - \$500,000**



| TOWN OF HILTON HEAD ISLAND

RESILIENCY INITIATIVE – ADDRESSING CLIMATE ADAPTION AND SEA LEVEL RISE

- ❑ Identify Strengths, Weaknesses, Opportunities, and Threats via SWOT Analysis of Island Resiliency
- ❑ Measure program against climate action goals
- ❑ Develop and apply insights
- ❑ Detailed modeling of future scenarios and menu of mitigation actions and costs
- ❑ Accelerate investments in infrastructure and initiatives to address the challenges
- ❑ Establish Hilton Head Island tide level monitoring station and coordinate with other agencies
- ❑ Approximately a \$400,000 cost



TOWN OF HILTON HEAD ISLAND



STORMWATER FUND CAPITAL IMPROVEMENT PROJECTS

- ✓ Capital Improvement Projects Identified for FY 2024 will be managed by the CIP Division and funds will be transferred from the Stormwater Utility Fund to the CIP Fund

- ✓ FY 2024 Budget includes **7 CIP Projects**:
 - Gum Tree Road Improvements – Permitting and construction of new infrastructure **(\$80K)**
 - Jarvis Creek Outfall – Install new backflow prevention devices **(\$100K)**
 - Cordillo Courts Improvements – Permitting and installation of drainage improvements **(\$70K)**
 - Moonshell Road Ditch (Folly Field) – install new pipe and inlet structures in existing ditch **(\$92K)**
 - Wexford Pump Station Resilience – design of robust debris screen system to protect pumps and improve operational capabilities **(\$123K)**
 - Pump Station Security Cameras **(\$45K)**
 - Lawton Pump Station – New Pump **(\$350K)**

○ **FY 2024 Budget - \$860,000**



TOWN OF HILTON HEAD ISLAND

FY 2024 PROPOSED CONSOLIDATED BUDGET OVERVIEW

SIX MAJOR FUNDS



General Fund



Stormwater Utility Fund



Capital Projects Fund



Debt Service Fund



Gullah Geechee Historic Neighborhoods
Community Development Corporation Fund



Housing Fund



| TOWN OF HILTON HEAD ISLAND

CAPITAL PROJECTS FUND

- ❑ Accounts for and reports the financial resources that are restricted, committed or assigned to expenditures for capital outlays including the land acquisition and/or construction of capital facilities and other capital assets
- ❑ Capital projects are primarily non-recurring in nature
- ❑ All capital categories require a unit cost threshold of greater than \$5,000, except roads, buildings, and computer software whose threshold is \$50,000
- ❑ Sources of revenue are Beach Fees, State Accommodations Taxes, Hospitality Taxes, TIF Taxes, Stormwater fees and other restricted revenues for capital improvements



TOWN OF HILTON HEAD ISLAND

5 Year CIP PROGRAM SELECTION PROCESS



TOWN OF HILTON HEAD ISLAND

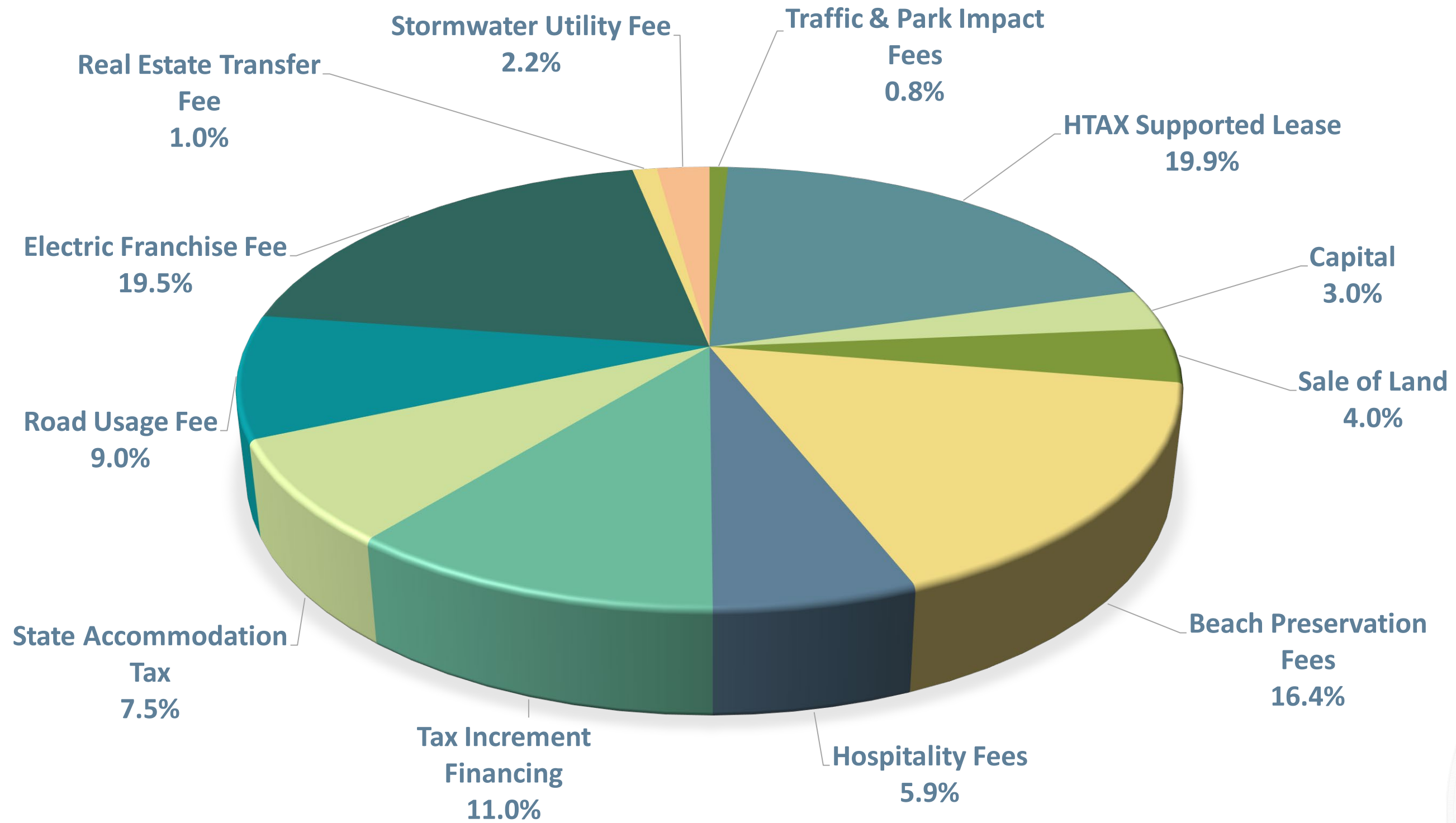
FY 2024 PROPOSED CIP SOURCE OF FUNDS

Funding Sources	FY 2022 Actual	FY 2023 Original Budget	FY 2024 Proposed Budget	\$ Change FY 2023	% Change FY 2023	% of Budget
Traffic & Park Impact Fees	321,205	1,150,000	300,000	(850,000)	-73.9%	0.8%
Sunday Liquor Permit Fees	306,410	400,000	-	(400,000)	-100.0%	0.0%
HTAX Supported Lease	-	7,742,473	7,944,420	201,947	2.6%	19.9%
Bond Proceeds	1,399	-	-	-	0.0%	0.0%
Capital	64,359	635,761	1,200,000	564,239	88.8%	3.0%
Sale of Land	43,744	800,000	1,600,000	800,000	100.0%	4.0%
Grants	193,187	3,530,000	-	(3,530,000)	-100.0%	0.0%
Transfers In:						0.0%
Beach Preservation Fees	611,004	2,850,000	6,556,000	3,706,000	130.0%	16.4%
Hospitality Fees	770,104	6,985,472	2,360,000	(4,625,472)	-66.2%	5.9%
Tax Increment Financing	1,489,637	4,187,235	4,379,500	192,265	4.6%	11.0%
General Fund	549,261	-	-	-	0.0%	0.0%
State Accommodation Tax	-	3,109,000	3,000,000	(109,000)	-3.5%	7.5%
Road Usage Fee	372,811	3,508,555	3,600,000	91,445	2.6%	9.0%
Electric Franchise Fee	1,607,772	8,743,319	7,793,161	(950,158)	-10.9%	19.5%
Real Estate Transfer Fee	201,894	-	400,000	400,000	0.0%	1.0%
Short Term Rental Permit Fee	-	1,200,118	-	(1,200,118)	-100.0%	0.0%
Stormwater Utility Fee	2,043,363	830,000	860,000	30,000	3.6%	2.2%
Total Funding Sources	8,576,150	45,671,933	39,993,081	(5,678,852)	-12.4%	100.0%



TOWN OF HILTON HEAD ISLAND


FY 2024 PROPOSED CIP SOURCE OF FUNDS



TOWN OF HILTON HEAD ISLAND

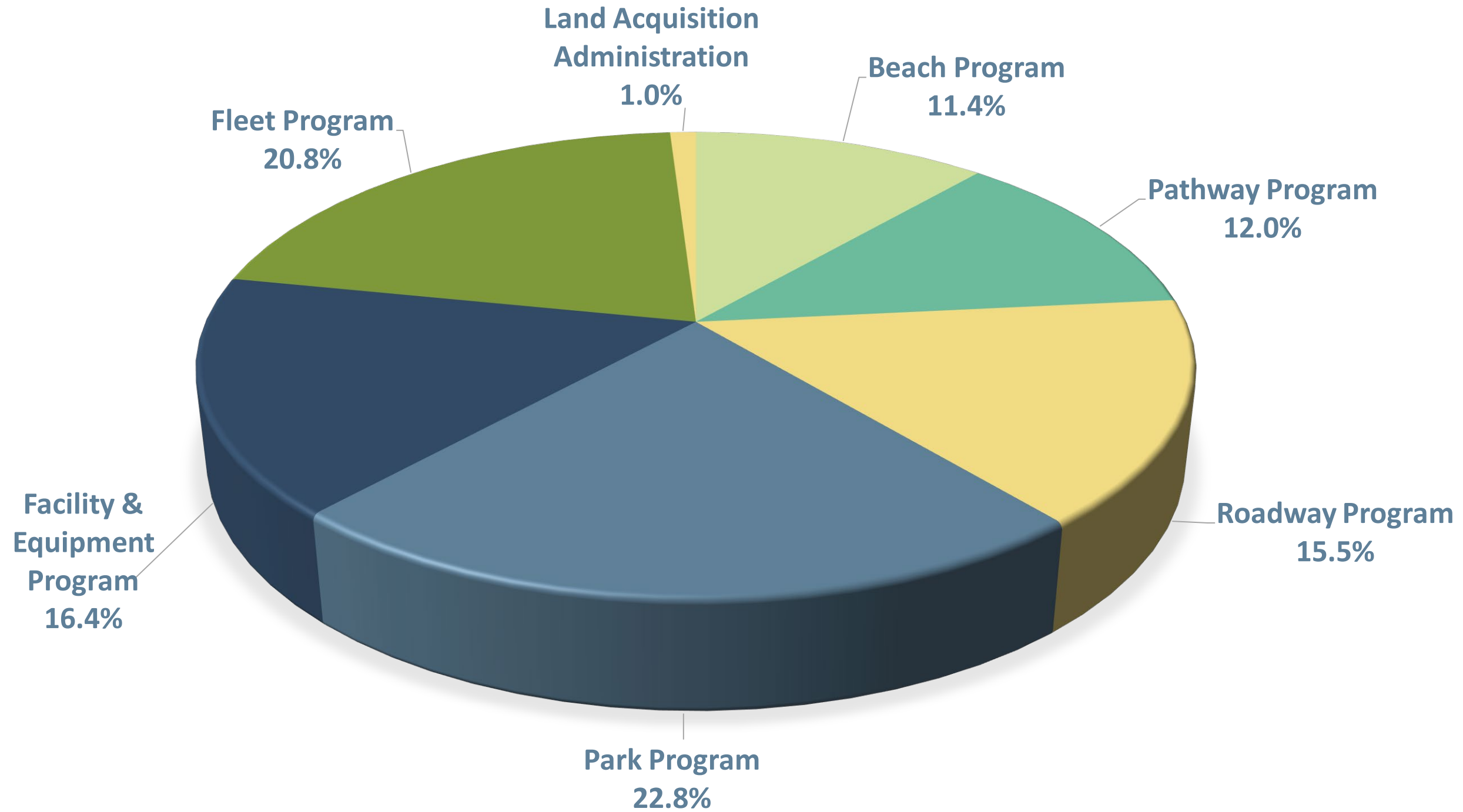
FY 2024 PROPOSED CIP USE OF FUNDS

Use of Funds	FY 2022 Actual	FY 2023 Original Budget	FY 2024 Proposed Budget	\$ Change FY 2023	% Change FY 2023	% of Budget
Beach Program	\$ 547,974	\$ 2,850,000	\$ 4,556,000	\$ 1,706,000	59.9%	11.4%
Pathway Program	143,596	4,724,000	4,810,000	\$ 86,000	1.8%	12.0%
Roadway Program	434,882	8,153,842	6,204,465	\$ (1,949,377)	-23.9%	15.5%
Park Program	4,091,113	13,795,235	9,129,500	\$ (4,665,735)	-33.8%	22.8%
Facility & Equipment Program	1,925,916	6,302,650	6,563,696	\$ 261,046	4.1%	16.4%
Fleet Program	371,528	8,166,945	8,329,420	\$ 162,475	2.0%	20.8%
Land Acquisition Administration	39,142	300,000	400,000	\$ 100,000	33.3%	1.0%
Housing	-	1,379,261	-	\$ (1,379,261)	-100.0%	0.0%
Total Use of Funds	7,554,151	45,671,933	39,993,081	(5,678,852)	-12.4%	100.0%



TOWN OF HILTON HEAD ISLAND

FY 2024 PROPOSED CIP USE OF FUNDS



Town of Hilton Head Island

FY 2024 PROPOSED CIP PROJECTS

Town of Hilton Head Island

Capital Improvements Program

Future Park Improvements

hiltonheadislandsc.gov/cip/ | 843.341.4600

The sign features a green map of Hilton Head Island with a blue circle containing the text 'Capital Improvements Program' and a blue wave graphic. A QR code is located in the bottom right corner of the sign.



TOWN OF HILTON HEAD ISLAND

FY 2024 PROPOSED - ALL PROJECTS

Proposed FY24 Projects

Beach

- C Diressen Beach Park Improvements
- D Fish Haul Beach Park Improvements

Pathways

- G William Hilton Parkway EB
- H Marshland Road

Roadways

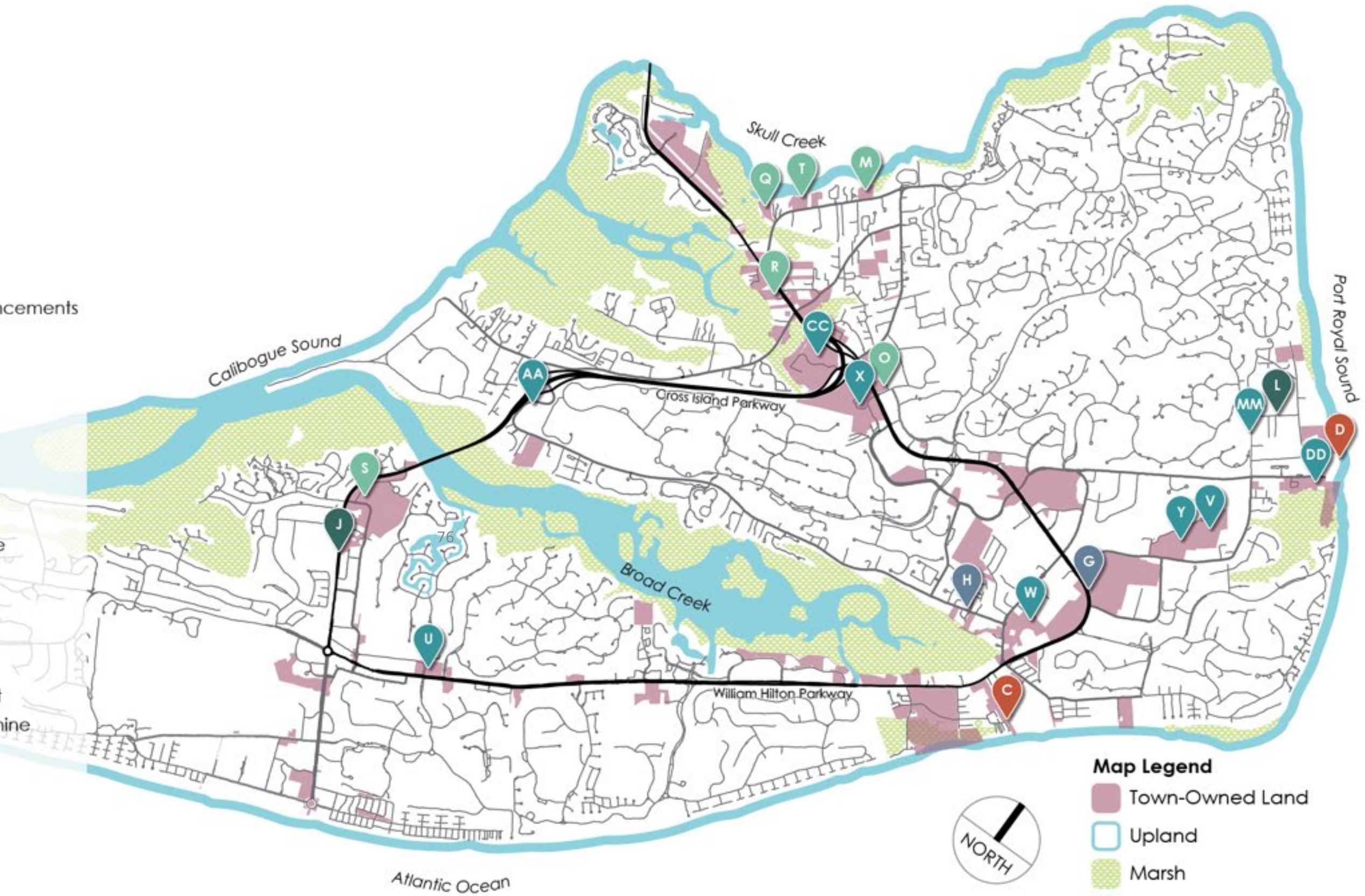
- J Palmetto Bay Road Streetscape Enhancements
- L Fish Haul Road/Baygall Road Corridor

Parks

- M Ford Shell Ring
- O Island Recreation Association CIP
- Q Greenshell Park Enhancements
- R Old Schoolhouse Park Enhancements
- S Bristol Sports Arena
- T Rowing & Sailing Center Kayak Storage

Facilities & Equipment

- U Town Hall Facility Enhancements
- V Training Center Facility Upgrades
- W Dispatch Center Workstation Chairs
- X Jarvis Pump Station Roof Replacement
- Y Facilities Maintenance Building Mezzanine
- AA SCDOT Toll Plaza Building Demolition
- CC Coastal Discovery Museum CIP
- DD Historic Mitchelville Freedom Park CIP
- MM Palmetto Hall Outfall Improvements



Map Legend

- Town-Owned Land
- Upland
- Marsh
- Water

TOWN OF HILTON HEAD ISLAND

FY 2024 PROPOSED CIP PROJECTS

MAP KEY	PROJECTS	FY23 ADOPTED/ AMENDED BUDGET	FY23 BALANCE AVAILABLE	REALLOCATION	FY23 CARRY FORWARD	FY24 BUDGET (NEW FUNDS)	FY24 TOTAL	FY24 PROJECT SCOPE	PC RANKING
BEACH PROGRAM									
B1	Beach Management & Monitoring	\$ 300,000	\$ -	\$ -	\$ -	\$ 450,000	\$ 450,000	Ongoing activities as to manage the beach including SLR/Resiliency, endangered species monitoring, Beach Program Economic Sustainability Analysis, etc.	1A
B2	Beach Renourishment	\$ 600,000	\$ -	\$ -	\$ -	\$ 700,000	\$ 700,000	Activities related to the next Renourishment Project, including permitting, bidding, etc. Construction of Renourishment Project anticipated in FY25	1A
	BEACH PARK IMPROVEMENTS								
	Beach Park Maintenance & Improvements	\$ 350,000	\$ -	\$ -	\$ -	\$ 250,000	\$ 250,000	Maintenance and general improvements to 7 beach parks such as paving, landscaping, lighting, and site furnishings, etc. Includes replacement of roof on restroom building at Folly Field Beach Park	1A
B3	Driessen Beach Park Boardwalk Replacement	\$ 600,000	\$ 556,000	\$ -	\$ 556,000	\$ 250,000	\$ 806,000	Replacement of boardwalk and construction of overlook pavilion at Driessen Beach Park	1A
B4	Folly Field Beach Park Boardwalk Replacement	\$ 100,000	\$ -	\$ -	\$ -	\$ -	\$ -	Complete by end of FY23	1A
B5	Islanders Beach Park Improvements	\$ 500,000	\$ 400,000	\$ -	\$ 400,000	\$ 1,250,000	\$ 1,650,000	Design (Final) & Permitting of improvements at existing Beach Park including parking for beach passholders, pathways, and playground amenity area improvements. Start Construction in FY24 and finish in FY25.	1A
B6	Coligny Beach Park/Parking	\$ 100,000	\$ -	\$ -	\$ -	\$ -	\$ -	Improvements to existing decking and substructure	1A
	<i>Total BEACH PARK IMPROVEMENTS</i>	\$ 1,650,000	\$ 956,000	\$ -	\$ 956,000	\$ 1,750,000	\$ 2,706,000		
B7	Harbour Town Dredge	\$ 600,000	\$ 600,000	\$ -	\$ 600,000	\$ -	\$ 600,000	Agreement with South Island Dredging Association to assist with funding for dredging of Harbour Town Yacht Basin and Braddock Cove Creek; Funding approved in FY19, 20, and 21 budgets	N/A
	Beach Project Management and Contingency	\$ -	\$ -	\$ -	\$ -	\$ 100,000	\$ 100,000	Miscellaneous unexpected project expenses	N/A
	TOTAL BEACH PROGRAM	\$ 3,150,000	\$ 1,556,000	\$ -	\$ 1,556,000	\$ 3,000,000	\$ 4,556,000		

TOWN OF HILTON HEAD ISLAND

FY 2024 PROPOSED CIP PROJECTS

MAP KEY	PROJECTS	FY23 ADOPTED/ AMENDED BUDGET	FY23 BALANCE AVAILABLE	REALLOCATION	FY23 CARRY FORWARD	FY24 BUDGET (NEW FUNDS)	FY24 TOTAL	FY24 PROJECT SCOPE	PC RANKING
PATHWAY PROGRAM									
	Pathway Maintenance & Improvements	\$ 807,670	\$ 345,000	\$ -	\$ 345,000	\$ -	\$ 345,000	Maintenance and Improvements to existing pathways including Repair, Rejuvenation, and Striping plus Safety and Enhancements aimed at improving consistency and uniformity of all pathway signs, landings, crosswalks, pavement markings, ADA compliance, etc. May include Preliminary Planning, Design (Conceptual & Final), Permitting, and/or Construction depending on specific project. Includes replacement of pathway boardwalk decking on Spanish Wells and Assessment/repair of all pathway boardwalks.	1B
	NEW PATHWAY SEGMENTS								
Pa1	Shelter Cove Lane	\$ 304,841	\$ 260,000	\$ -	\$ 260,000	\$ 150,000	\$ 410,000	Construction of +/- 900 LF pathway from William Hilton Parkway to Shelter Cove Park	1A
Pa2	Woodhaven Drive/Lane	\$ 349,312	\$ -	\$ -	\$ -	\$ -	\$ -	Complete by end of FY23	N/A
Pa3	William Hilton Parkway EB (Mathews Drive/Folly Field Road to Shelter Cove Lane)	\$ 1,337,177	\$ 1,280,000		\$ 1,280,000	\$ -	\$ 1,280,000	Easement Acquisition & Construction of Phase 1 of +/- 6,000 LF of pathway from Shelter Cove Lane (at BCSO) to Mathews Drive at Folly Field Road. Phase 2 Construction planned for FY25.	1A
Pa4	Jonesville Road	\$ 2,125,000	\$ 1,970,000	\$ 1,470,000	\$ 500,000	\$ -	\$ 500,000	Design (Final), Permitting, & significant Easement Acquisition of +/- 1.2 miles of pathway along Jonesville Road. Construction starting in FY25.	1A
	William Hilton Parkway EB (Wexford to Arrow Road)	\$ -	\$ -	\$ -	\$ -	\$ 1,925,000	\$ 1,925,000	Permitting, Easement Acquisition, and Construction of pathway from Village at Wexford to Arrow Road	1B
	Dunnagans Alley (Wexford Drive to Arrow Road)	\$ -	\$ -	\$ -	\$ -	\$ 200,000	\$ 200,000	Preliminary Planning, Design (Conceptual & Final), & Permitting of streetscape improvements from Wexford Drive to Arrow Road. Easement Acquisition & Construction planned for FY25 & FY26.	X
Pa6	Cordillo Parkway at Pope Avenue	\$ -	\$ -	\$ -	\$ -	\$ 50,000	\$ 50,000	Preliminary Planning, Design (Conceptual & Final), & Permitting of pathway connection from Pope Avenue to Shipyard along Cordillo Parkway. Construction planned for FY25.	X
	<i>Total NEW PATHWAY SEGMENTS</i>	\$ 4,116,330	\$ 3,510,000	\$ 1,470,000	\$ 2,040,000	\$ 2,325,000	\$ 4,365,000		
	Pathway Project Management and Contingency	\$ -	\$ -	\$ -	\$ -	\$ 100,000	\$ 100,000	Miscellaneous unexpected project expenses	N/A
	TOTAL PATHWAY PROGRAM	\$ 4,924,000	\$ 3,855,000	\$ 1,470,000	\$ 2,385,000	\$ 2,425,000	\$ 4,810,000		

TOWN OF HILTON HEAD ISLAND

FY 2024 PROPOSED CIP PROJECTS

MAP KEY	PROJECTS	FY23 ADOPTED/ AMENDED BUDGET	FY23 BALANCE AVAILABLE	REALLOCATION	FY23 CARRY FORWARD	FY24 BUDGET (NEW FUNDS)	FY24 TOTAL	FY24 PROJECT SCOPE	PC RANKING
ROADWAY PROGRAM									
	DIRT ROAD ACQUISITION & PAVING PROGRAM							Program to accept dedications of private, unpaved roads to become public rights of way and then pave the roads and install storm drainage infrastructure.	
R1	Mitchelville Lane	\$ 678,583	\$ 647,965	\$ -	\$ 647,965	\$ -	\$ 647,965	Permitting & Construction of +/- 1300 LF paved road, pending 100% ROW Acquisition.	1A
R2	Pine Field Road	\$ 550,000	\$ -	\$ -	\$ -	\$ -	\$ -	Complete by end of FY23	N/A
R3	Horse Sugar Lane & Alice Perry Drive	\$ 150,000	\$ 89,000	\$ -	\$ 89,000	\$ 300,000	\$ 389,000	Design (Final), Permitting, & Construction of +/- 925 LF of paved road, pending 100% ROW Acquisition.	1A
R4	Freddie's Way	\$ 400,000	\$ 343,000	\$ -	\$ 343,000	\$ -	\$ 343,000	Design (Final), Permitting, & Construction of +/-500 LF paved road, pending 100% ROW Acquisition.	1A
R5	Alfred Lane	\$ 150,000	\$ 135,000	\$ 86,500	\$ 48,500	\$ -	\$ 48,500	Preliminary Planning, Design (Conceptual & Final), & Permitting +/- 900 LF of paved road, pending 100% ROW Acquisition. Construction planned for FY25.	1A
	<i>Total DIRT ROAD ACQUISITION & PAVING PROGRAM</i>	\$ 1,928,583	\$ 1,214,965	\$ 86,500	\$ 1,128,465	\$ 300,000	\$ 1,428,465		
	WILLIAM HILTON PARKWAY ENHANCEMENTS							Improvements to William Hilton Parkway from Sea Pines Circle to Spanish Wells Road (SCDOT Gateway project) targeting safety, beautification and consistency to include landscaping, signage, pavement markings, curbing etc.	
R10	William Hilton Parkway Gateway Corridor	\$ 300,000	\$ -	\$ -	\$ -	\$ 50,000	\$ 50,000	Additional planning on recommendations not included in SCDOT project	1
R6	Crosswalk Uniformity - Spot Intersection Improvements	\$ 200,000	\$ 150,000	\$ -	\$ 150,000	\$ -	\$ 150,000	Installation of consistent and uniform pathway signs, pavement markings, lighting, landscaping, and related traffic signs, etc. based on Corridors Plan	1
R7	Crosswalk Lighting - Northridge/Palmetto Parkway Safety Improvements	\$ 295,000	\$ 295,000	\$ -	\$ 295,000	\$ 455,000	\$ 750,000	Design (Final), Permitting & Construction of improvements including lighting, crosswalk markings, and signage to enhance pedestrian safety.	1
R8	Turn Lane Extensions / Curb and Gutter	\$ 135,000	\$ 135,000	\$ 135,000	\$ -	\$ -	\$ -	Future addition of curb and gutter and extend turn lanes as necessary to prevent rutting and driving into the medians at William Hilton Parkway intersections with Wilborn Rd, Pembroke Dr, and Mathews Drive.	1
R9	Pedestrian and Vehicular Enhancements	\$ 1,142,051	\$ 550,000	\$ 50,000	\$ 500,000	\$ -	\$ 500,000	Specific projects include the addition of power and water in medians and landscape enhancements including the removal, enhancement, and/or rejuvenation pruning of existing landscape.	1

TOWN OF HILTON HEAD ISLAND

FY 2024 PROPOSED CIP PROJECTS

MAP KEY	PROJECTS	FY23 ADOPTED/ AMENDED BUDGET	FY23 BALANCE AVAILABLE	REALLOCATION	FY23 CARRY FORWARD	FY24 BUDGET (NEW FUNDS)	FY24 TOTAL	FY24 PROJECT SCOPE	PC RANKING
ROADWAY PROGRAM									
R11	Adaptive Traffic Signal Management - all signalized intersections on William Hilton Parkway	\$ 2,065,224	\$ 1,000,000	\$ -	\$ 1,000,000	\$ -	\$ 1,000,000	Installation for 26 signals including Spanish Wells and Squire Pope	N/A
R12	Dillon Road at William Hilton Parkway - Right Turn Lane	\$ 150,000	\$ 150,000	\$ 150,000	\$ -	\$ -	\$ -	Future Right Turn lane from Dillon Road onto William Hilton Parkway	1
	<i>Total WILLIAM HILTON PARKWAY ENHANCEMENTS</i>	\$ 4,287,275	\$ 2,280,000	\$ 335,000	\$ 1,945,000	\$ 505,000	\$ 2,450,000		
	POPE AVE., PALMETTO BAY ROAD, ARROW ROAD, & NEW ORLEANS ROAD STREETScape ENHANCEMENTS								
R13	Pope Avenue Streetscape Enhancements	\$ 443,000	\$ -	\$ -	\$ -	\$ 500,000	\$ 500,000	Implementation of recommendations from the Corridors Planning project	1A
R14	Adaptive Traffic Signal Management - all signalized intersections on Palmetto Bay Road & Pope Avenue	\$ 543,480	\$ 275,000	\$ -	\$ 275,000	\$ -	\$ 275,000	Installation for signals on Palmetto Bay Road & Pope Avenue	N/A
	<i>Total POPE AVE., PALMETTO BAY ROAD, ARROW ROAD, & NEW ORLEANS ROAD STREETScape ENHANCEMENTS</i>	\$ 986,480	\$ 275,000	\$ -	\$ 275,000	\$ 500,000	\$ 775,000		
R15	Main Street Enhancements	\$ 225,000	\$ 75,000	\$ -	\$ 75,000	\$ 175,000	\$ 250,000	Design-Final & Permitting of improvements to Main Street from Whooping Crane to Wilborn Road including side streets (Museum Street, Central Avenue, and Merchant Street and North Main Street from Whooping Crane to Hospital Center Boulevard including roadway, pathways, streetscape, and drainage improvements. Construction planned for FY25 & FY26. Construction of a new roundabout at Wilborn Road is planned for FY27 and a new roundabout at Hospital Center Boulevard is planned for FY28.	1
R16	Squire Pope Road Crosswalks	\$ 150,000	\$ 150,000	\$ 15,000	\$ 135,000	\$ -	\$ 135,000	Preliminary Planning, Design-Conceptual, & Design-Final for 3 crosswalks to access Town parks (Greens Shell Park, Rowing & Sailing Center at Squire Pope Community Park, Fords Shell Ring)	1
	Roadway Maintenance & Improvements	\$ 565,555	\$ 333,555	\$ -	\$ 333,555	\$ 352,445	\$ 686,000	Maintenance of and Improvements to existing roadways including general maintenance such as repair of potholes, curbing, and shoulders; pavement markings; permanent traffic signs; surveying, testing, and analysis; etc. Including Hospital Center Boulevard and Dune Lane (Town-owned portion, Jacana to Sandpiper).	1

TOWN OF HILTON HEAD ISLAND

FY 2024 PROPOSED CIP PROJECTS

MAP KEY	PROJECTS	FY23 ADOPTED/ AMENDED BUDGET	FY23 BALANCE AVAILABLE	REALLOCATION	FY23 CARRY FORWARD	FY24 BUDGET (NEW FUNDS)	FY24 TOTAL	FY24 PROJECT SCOPE	PC RANKING
ROADWAY PROGRAM									
	Closed Loop Traffic Signal Maintenance	\$ -	\$ -	\$ -	\$ -	\$ 230,000	\$ 230,000	On-call contract for maintenance of closed loop signals	1
R17	Wayfinding & Signage Master Plan	\$ -	\$ -	\$ -	\$ -	\$ 150,000	\$ 150,000	Island wide branding and style design guide based on recommendations from Corridor Study Project will identify new design standards, materials, implementation, etc.	N/A
	Roadway Project Management and Contingency	\$ -	\$ -	\$ -	\$ -	\$ 100,000	\$ 100,000	Miscellaneous unexpected project expenses	N/A
	TOTAL ROADWAY PROGRAM	\$ 8,142,893	\$ 4,328,520	\$ 436,500	\$ 3,892,020	\$ 2,312,445	\$ 6,204,465		
PARK PROGRAM									
	PARKS & RECREATION								
PR1	Mid-Island Tract Park	\$ 5,200,830	\$ 3,900,000	\$ 3,000,000	\$ 900,000	\$ -	\$ 900,000	Deign (Final) and Permitting of phase 1 of new community park. Construction starting in FY25.	1A
PR2	Chaplin Community Park Renovation	\$ 1,910,925	\$ 1,550,000	\$ -	\$ 1,550,000	\$ 450,000	\$ 2,000,000	Design (Final), Permitting and Construction of phase 1 renovation of existing Community Park.	1A
PR3	Crossings Park Renovation	\$ 1,829,586	\$ 1,550,000	\$ 1,000,000	\$ 550,000	\$ -	\$ 550,000	Design (Final) and Permitting of phase 1 renovation of existing Community Park. Phase 1 Construction in FY25.	1A
PR4	Shelter Cove Community Park Expansion	\$ 940,000	\$ 750,000	\$ 750,000	\$ -	\$ -	\$ -	Future expansion of existing Community Park	1A
PR5	Chaplin Linear Park with Treehouse	\$ 478,238	\$ 478,238	\$ 128,238	\$ 350,000	\$ -	\$ 350,000	Design (Conceptual & Final) and Permitting of Phase 1 of Linear Park including trail head up-fit, pedestrian bridge at Broad Creek inlet, tree house, and marsh-side trail connection to Singleton Beach Road	1A
PR6	Patterson Family Property Park	\$ 1,385,656	\$ 1,300,000	\$ -	\$ 1,300,000	\$ 900,000	\$ 2,200,000	Permitting & Construction for new Neighborhood Park; FY22 CDBG Project included in Parks & Recreation Maser Plan	1A
PR7	Taylor Family Property Park	\$ 125,000	\$ 95,000	\$ -	\$ 95,000	\$ 905,000	\$ 1,000,000	Permitting & Construction for new Mini Park on +/- 4.9 acre Town-owned parcel at 252 Wild Horse Road; FY23 CDBG Project included in Parks & Recreation Master Plan	1A
PR8	Barker Field	\$ 500,000	\$ 400,000	\$ -	\$ 400,000	\$ 100,000	\$ 500,000	Improvements to existing park including demolition and clean-up; Design (Conceptual & Final) & Permitting of Phase 1 improvements. Phase 1 Construction in FY25.	1A

TOWN OF HILTON HEAD ISLAND

FY 2024 PROPOSED CIP PROJECTS

MAP KEY	PROJECTS	FY23 ADOPTED/ AMENDED BUDGET	FY23 BALANCE AVAILABLE	REALLOCATION	FY23 CARRY FORWARD	FY24 BUDGET (NEW FUNDS)	FY24 TOTAL	FY24 PROJECT SCOPE	PC RANKING
PARK PROGRAM									
PR14	Ford Shell Ring	\$ -	\$ -	\$ -	\$ -	\$ 100,000	\$ 100,000	CDBG project; Preliminary Planning for improvements to supplement Beaufort's County's construction project	1B
	<i>Total PARKS & RECREATION</i>	\$ 12,370,235	\$ 10,023,238	\$ 4,878,238	\$ 5,145,000	\$ 2,455,000	\$ 7,600,000		
PR9	Island Recreation Association - Capital Projects							Island Recreation Center seeks funds to improve the buildings, pool and grounds, as well as manage events	
	Rec Center Building Enhancements	\$ 256,500	\$ -	\$ -	\$ -	\$ 354,500	\$ 354,500	Building enhancements including educational equipment, floor replacement, HVAC equipment, basketball court lines, climbing wall, etc.	1B
	Rec Center Pool Enhancements	\$ 101,000	\$ -	\$ -	\$ -	\$ 110,000	\$ 110,000	Pool enhancements including dome equipment and pool equipment updates, windscreens, pool covers, etc.	1B
	Parks/Event Enhancements	\$ 42,500	\$ -	\$ -	\$ -	\$ 45,000	\$ 45,000		1B
	<i>Total Island Recreation Association - Capital Projects</i>	\$400,000	\$0	\$0	\$0	\$509,500	\$509,500		
PR10	Public Art Program	\$ 25,000	\$ 5,000	\$ -	\$ 5,000	\$ 30,000	\$ 35,000	Funding to accommodate installation of public art pieces donated to or curated by the Town.	1B
PR11	GENERAL PARK ENHANCEMENTS	\$ 759,243	\$ 200,000	\$ -	\$ 200,000	\$ 110,000	\$ 310,000	Includes various identified facility and service improvements at existing parks including restroom partition replacement, restroom floor re-tiling, restroom building roof replacement, etc.	1A
PR15	Greens Shell Park Enhancements	\$ -	\$ -	\$ -	\$ -	\$ 250,000	\$ 250,000	Replacement of property line fencing, curb, playground equipment, and observation decks	1B
PR16	Old Schoolhouse Park Enhancements	\$ -	\$ -	\$ -	\$ -	\$ 250,000	\$ 250,000	Renovation of existing pickleball courts and basketball courts and site improvements	1B
PR17	Bristol Sports Arena	\$ -	\$ -	\$ -	\$ -	\$ 75,000	\$ 75,000	Replace existing metal halide lights with LED lights	1B
	Park Project Management and Contingency	\$ -	\$ -	\$ -	\$ -	\$ 100,000	\$ 100,000	Miscellaneous unexpected project expenses	1B
	TOTAL PARK PROGRAM	\$ 13,554,478	\$ 10,228,238	\$ 4,878,238	\$ 5,350,000	\$ 3,779,500	\$ 9,129,500		

TOWN OF HILTON HEAD ISLAND

FY 2024 PROPOSED CIP PROJECTS

MAP KEY	PROJECTS	FY23 ADOPTED/ AMENDED BUDGET	FY23 BALANCE AVAILABLE	REALLOCATION	FY23 CARRY FORWARD	FY24 BUDGET (NEW FUNDS)	FY24 TOTAL	FY24 PROJECT SCOPE	PC RANKING
FACILITIES AND EQUIPMENT PROGRAM									
FE1	Town Hall Facility Enhancements	\$ 1,081,556	\$ -	\$ -	\$ -	\$ 750,000	\$ 750,000	Installation of upgrades to building including structural and flooring repairs	1A
FE26	Town Facilities Improvements Planning	\$ 100,000	\$ -	\$ -	\$ -	\$ 100,000	\$ 100,000	Planning for improvements to Town Hall, Fire Rescue Headquarters/EOC/Dispatch based on results of Assessment	
FE3	Sprinkler Head Replacement	\$ 180,000	\$ 180,000	\$ -	\$ 180,000	\$ 100,000	\$ 280,000	Replacement of sprinkler heads at Town Hall, Fire Rescue HQ, & Shelter Cove	
FE27	Furniture Replacement	\$ -	\$ -	\$ -	\$ -	\$ 100,000	\$ 100,000	Replacement of old office furniture based on standard office palette	
FE28	Generator Replacement	\$ -	\$ -	\$ -	\$ -	\$ 200,000	\$ 200,000	Replacement of outdated generator	
	<i>Total Town Hall Facility Enhancements</i>	\$ 1,361,556	\$ 180,000	\$ -	\$ 180,000	\$ 1,250,000	\$ 1,430,000		
FE4	Shelter Cove/BCSO Office	\$ 450,000	\$ -	\$ -	\$ -	\$ -	\$ -	Complete	N/A
FE29	Fire Rescue Training Center Facility Upgrades	\$ -	\$ -	\$ -	\$ -	\$ 250,000	\$ 250,000	Upgrades to Classroom or Burn Building	1B
FE30	Jarvis Pump Station Roof Replacement	\$ -	\$ -	\$ -	\$ -	\$ 30,000	\$ 30,000	Replacement of existing roof	1B
FE31	SCDOT Toll Plaza Building Demolition	\$ -	\$ -	\$ -	\$ -	\$ 200,000	\$ 200,000	Demolition of existing vacant building	1B
FE5	Electric Vehicle Charging Stations at Town Facilities	\$ 30,000	\$ -	\$ -	\$ -	\$ 30,000	\$ 30,000	Installation of Electric Vehicle Charging Stations at Town Facilities including Shelter Cove Community Park, Shelter Cove Trail Head Parking, and Driessen Beach Park	1B
FE6	Parking Master Plan Implementation	\$ 200,000	\$ 200,000	\$ -	\$ 200,000	\$ -	\$ 200,000	Physical improvements at existing beach parks including Coligny Beach Park and Islanders Beach Park; may include the addition of gates, video cameras, signage, etc.	1A
	Emergency Access Gates	\$ -	\$ -	\$ -	\$ -	\$ 150,000	\$ 150,000	Addition of Emergency Access Gates, Location To Be Determined	

TOWN OF HILTON HEAD ISLAND

FY 2024 PROPOSED CIP PROJECTS

MAP KEY	PROJECTS	FY23 ADOPTED/ AMENDED BUDGET	FY23 BALANCE AVAILABLE	REALLOCATION	FY23 CARRY FORWARD	FY24 BUDGET (NEW FUNDS)	FY24 TOTAL	FY24 PROJECT SCOPE	PC RANKING
FACILITIES AND EQUIPMENT PROGRAM									
FE7	Coastal Discovery Museum - Capital Projects							Coastal Discovery Museum seeks funds to improve and maintain the buildings and grounds including the addition of 3-phase power at the Hay Barn and the addition of power pedestals for special events	
	Discovery House	\$ 21,500	\$ -	\$ -	\$ -	\$ 10,500	\$ 10,500	Windows, bathroom and wood rot repairs	1B
	Armstrong/Hack House	\$ 3,000	\$ -	\$ -	\$ -	\$ 3,500	\$ 3,500	Interior painting and floor repairs	1B
	Pavilion	\$ 4,000	\$ -	\$ -	\$ -	\$ 4,500	\$ 4,500	Roof	1B
	Discovery Lab	\$ 1,500	\$ -	\$ -	\$ -	\$ 4,500	\$ 4,500	Interior repairs	1B
	Pavilion/Restroom Building	\$ 6,000	\$ -	\$ -	\$ -	\$ 7,000	\$ 7,000	Interior and exterior painting, porch repairs, bathroom repairs	1B
	Horse Barn	\$ -	\$ -	\$ -	\$ -	\$ 3,000	\$ 3,000	Interior repairs and plumbing	1B
	Misc. Improvements	\$ 18,500	\$ -	\$ -	\$ -	\$ 25,000	\$ 25,000	Boardwalk repairs, emergency access road improvements, tree work, irrigation repairs, security cameras	1B
	Hay Barn	\$ 43,750	\$ -	\$ -	\$ -	\$ -	\$ -	Hay Barn 3-phase power	1B
	Additional Power Pedestals	\$ -	\$ -	\$ -	\$ -	\$ 60,000	\$ 60,000	Additional power hook ups for banks and more electrical for tents/vendors	1B
	Event Space Improvements	\$ 100,000	\$ 60,000	\$ -	\$ 60,000	\$ 400,000	\$ 460,000	Construction of Town initiated enhancements including ADA compliance and lighting upgrades	1A
	<i>Total Coastal Discovery Museum - Capital Projects</i>	\$ 198,250	\$ 60,000	\$ -	\$ 60,000	\$ 518,000	\$ 578,000		
FE8	Historic Mitchelville Freedom Park - Capital Projects							At the request of Ahmad Ward, Executive Director, Historic Mitchelville Freedom Park seeks funds to improve property in accordance with approved master plan	
	Primary Parking Lot	\$ 100,000	\$ 50,000	\$ -	\$ 50,000	\$ 550,000	\$ 600,000	Permitting & Construction of primary parking lot	1A
	Loop Road to Visitor's Center	\$ 25,000	\$ 25,000	\$ -	\$ 25,000	\$ 125,000	\$ 150,000	Permitting & Construction of loop road	1A
	Beach Parking, Pathways, and Playground	\$ -	\$ -	\$ -	\$ -	\$ -	\$ -	Future parking, pathways, and playground to support beach access	1B
	<i>Total Historic Mitchelville Freedom Park - Capital Projects</i>	\$ 125,000	\$ 75,000	\$ -	\$ 75,000	\$ 675,000	\$ 750,000		

TOWN OF HILTON HEAD ISLAND

FY 2024 PROPOSED CIP PROJECTS

MAP KEY	PROJECTS	FY23 ADOPTED/ AMENDED BUDGET	FY23 BALANCE AVAILABLE	REALLOCATION	FY23 CARRY FORWARD	FY24 BUDGET (NEW FUNDS)	FY24 TOTAL	FY24 PROJECT SCOPE	PC RANKING
FACILITIES AND EQUIPMENT PROGRAM									
	IT EQUIPMENT & SOFTWARE								
FE9	Town Hall Equipment & Software								
	CISCO 9404 Data Center Switches	\$ 24,900	\$ -	\$ -	\$ -	\$ -	\$ -	Complete	
	Enterprise Storage Solution 345TB	\$ 360,000	\$ -	\$ -	\$ -	\$ -	\$ -	Complete	
	Tyler Cloud ERP Hosting	\$ 246,000	\$ -	\$ -	\$ -	\$ -	\$ -	Complete	
	Short Term Rental Software	\$ 454,491	\$ -	\$ -	\$ -	\$ -	\$ -	Complete	
	Network Infrastructure Enhancements	\$ -	\$ -	\$ -	\$ -	\$ 225,000	\$ 225,000	Begin 5-year replacement program for all vital network equipment	1B
	Tyler Assist	\$ -	\$ -	\$ -	\$ -	\$ 50,000	\$ 50,000	Program to get extra support to implement more citizen- and user-friendly applications	1B
	Recable Town Hall and Shelter Cove Buildings	\$ -	\$ -	\$ -	\$ -	\$ 95,000	\$ 95,000	Replace existing network cabling for all four buildings at Town Hall and Shelter Cove office	1B
	Cloud Services Enhancements	\$ -	\$ -	\$ -	\$ -	\$ 100,000	\$ 100,000	Ability to move more services and applications to hosted solutions	1B
	Town Strategic Plan SWOT for Town Connectivity	\$ -	\$ -	\$ -	\$ -	\$ 30,000	\$ 30,000	Strategic Plan request for connectivity SWOT analysis	1B
	Applicant Tracking System Replacement	\$ -	\$ -	\$ -	\$ -	\$ 20,000	\$ 20,000	Replacement of Applicant Tracking System for Human Resources Department	1B
	IT Hardware	\$ -	\$ -	\$ -	\$ -	\$ 180,000	\$ 180,000	IT Hardware	1B
FE10	Public Safety Systems Equipment and Software								
	Dispatch Center Equipment								
	E911 Data Center Virtualization	\$ 180,000	\$ -	\$ -	\$ -	\$ -	\$ -	Complete	
	911 Simulator	\$ 20,000	\$ -	\$ -	\$ -	\$ -	\$ -	Complete	
FE11	Fire Rescue Conference Upgrades (HQ, Dispatch, 7 Stations)	\$ 93,000	\$ -	\$ -	\$ -	\$ -	\$ -	Complete	

TOWN OF HILTON HEAD ISLAND

FY 2024 PROPOSED CIP PROJECTS

MAP KEY	PROJECTS	FY23 ADOPTED/ AMENDED BUDGET	FY23 BALANCE AVAILABLE	REALLOCATION	FY23 CARRY FORWARD	FY24 BUDGET (NEW FUNDS)	FY24 TOTAL	FY24 PROJECT SCOPE	PC RANKING
FACILITIES AND EQUIPMENT PROGRAM									
	Radio Maintenance & Replacement - Portable/Mobile	\$ 20,000	\$ -	\$ -	\$ -	\$ -	\$ -	Complete	
FE32	CAD System Replacement	\$ -	\$ -	\$ -	\$ -	\$ 200,000	\$ 200,000	Purchase of complete Computer Aided Dispatch System	1B
FE33	Fire Apparatus Technology Equipment	\$ -	\$ -	\$ -	\$ -	\$ 95,000	\$ 95,000	New MDC's, mounts, radios, cameras and cradlepoints for the 10 new fire apparatus	1B
FE12	Station Alerting	\$ 100,000	\$ 100,000	\$ -	\$ 100,000	\$ -	\$ 100,000	Current Station Alerting system is reaching end of service and is not compatible with modern IT infrastructure. Costs to maintain are increasing and parts are difficult to obtain	1A
FE34	Weather Stations	\$ -	\$ -	\$ -	\$ -	\$ 50,000	\$ 50,000	Installation of weather stations at Training Facility	1B
	<i>Total IT EQUIPMENT & SOFTWARE</i>	\$ 1,498,391	\$ 100,000	\$ -	\$ 100,000	\$ 1,045,000	\$ 1,145,000		
	SECURITY CAMERAS & CONNECTIVITY								
FE13	Shelter Cove Community Park	\$ 150,000	\$ -	\$ -	\$ -	\$ -	\$ -	Complete	
FE14	Shelter Cove Connectivity & Chaplin Linear Park Trailhead	\$ 300,000	\$ -	\$ -	\$ -	\$ -	\$ -	Complete	
FE15	Fire Stations	\$ 56,000	\$ -	\$ -	\$ -	\$ -	\$ -	Complete	
	Ambulance	\$ 30,000	\$ -	\$ -	\$ -	\$ -	\$ -	Complete	
	FY22 Cameras (Crossings Park) Open Purchase Order Roll-Forward	\$ 77,407	\$ -	\$ -	\$ -	\$ -	\$ -	Complete	
FE35	Coligny Beach Park/Parking	\$ -	\$ -	\$ -	\$ -	\$ 140,000	\$ 140,000	Replacement of aging cameras	1B
FE36	Fish Haul Beach Park/Parking	\$ -	\$ -	\$ -	\$ -	\$ 35,000	\$ 35,000	Replacement of aging cameras and Wi-Fi upgrades	1B
FE37	Rowing & Sailing Center at Squire Pope Community Park	\$ -	\$ -	\$ -	\$ -	\$ 32,000	\$ 32,000	New connectivity and camera installation	1B

TOWN OF HILTON HEAD ISLAND

FY 2024 PROPOSED CIP PROJECTS

MAP KEY	PROJECTS	FY23 ADOPTED/ AMENDED BUDGET	FY23 BALANCE AVAILABLE	REALLOCATION	FY23 CARRY FORWARD	FY24 BUDGET (NEW FUNDS)	FY24 TOTAL	FY24 PROJECT SCOPE	PC RANKING
FACILITIES AND EQUIPMENT PROGRAM									
FE38	Bristol Sports Arena	\$ -	\$ -	\$ -	\$ -	\$ 32,000	\$ 32,000	New connectivity for camera and Wi-Fi abilities	1B
FE39	Driessen Beach Park	\$ -	\$ -	\$ -	\$ -	\$ 32,000	\$ 32,000	New connectivity and camera installation	1B
FE40	Historic Mitchelville Freedom Park	\$ -	\$ -	\$ -	\$ -	\$ 65,000	\$ 65,000	Replacement of aging cameras	1B
FE41	Public Safety Cameras	\$ -	\$ -	\$ -	\$ -	\$ 54,696	\$ 54,696	Add 16 specialty public safety cameras to the Town for enhanced coverage	1B
	<i>Total SECURITY CAMERAS & CONNECTIVITY</i>	\$ 613,407	\$ -	\$ -	\$ -	\$ 390,696	\$ 390,696		
FE16	FIRE/MEDICAL SYSTEMS & EQUIPMENT REPLACEMENT								
	Vehicle Lift Replacement & Trade of Old Unit	\$ 150,000	\$ -	\$ -	\$ -	\$ -	\$ -	Complete	
	Stair Chair Replacement	\$ 60,000	\$ -	\$ -	\$ -	\$ -	\$ -	Complete	
	Rescue Tool Replacement	\$ 150,000	\$ -	\$ -	\$ -	\$ -	\$ -	Complete	
	Fire Hose Replacement	\$ 100,000	\$ -	\$ -	\$ -	\$ -	\$ -	Complete	
FE42	Radio & Mic Battery Replacement	\$ -	\$ -	\$ -	\$ -	\$ 70,000	\$ 70,000	Replacement of handheld radio batteries (110) radios. Replace mics for the Apx 6000	1B
FE43	AED Replacement	\$ -	\$ -	\$ -	\$ -	\$ 110,000	\$ 110,000	AED Replacement for Town Vehicles and Facilities	1B
FE44	Fleet Maintenance Equipment	\$ -	\$ -	\$ -	\$ -	\$ 30,000	\$ 30,000	Replace the aging tire balancer with a modern and upgraded balancer to handle fire apparatus tire size	1B
FE45	Fire Service Atmospheric Monitors	\$ -	\$ -	\$ -	\$ -	\$ 50,000	\$ 50,000	Replacement of toxic gas monitors	1B
FE46	Personal Protective Equipment Replacement	\$ -	\$ -	\$ -	\$ -	\$ 115,000	\$ 115,000	Replacement of PPE as necessary	1B
	<i>Total FIRE/MEDICAL SYSTEMS & EQUIPMENT REPLACEMENT</i>	\$ 460,000	\$ -	\$ -	\$ -	\$ 375,000	\$ 375,000		
FE17	Automobile Place / Modern Classic Motors Site Enhancements	\$ 472,500	\$ -	\$ -	\$ -	\$ -	\$ -	Complete	N/A
	Fire Hydrant Expansion	\$ 50,000	\$ -	\$ -	\$ -	\$ 50,000	\$ 50,000	Installation of Fire Hydrants through matching program with HHPSD.	1B

TOWN OF HILTON HEAD ISLAND

FY 2024 PROPOSED CIP PROJECTS

MAP KEY	PROJECTS	FY23 ADOPTED/ AMENDED BUDGET	FY23 BALANCE AVAILABLE	REALLOCATION	FY23 CARRY FORWARD	FY24 BUDGET (NEW FUNDS)	FY24 TOTAL	FY24 PROJECT SCOPE	PC RANKING
FACILITIES AND EQUIPMENT PROGRAM									
FE19	Arts Campus Feasibility Study	\$ 25,000	\$ 25,000	\$ -	\$ 25,000	\$ -	\$ 25,000	Feasibility study of existing site including expansion options; Residual funds transferred to Island-wide Master Plan	
	STORMWATER PROJECTS								
FE21	Wexford Debris System Design	\$ 75,000	\$ 38,000	\$ -	\$ 38,000	\$ 85,000	\$ 123,000	Design of pump station to consider multiple factors including function and aesthetics in preparation for FY24 construction	1A
FE22	Gum Tree Road Improvements	\$ 125,000	\$ 80,000	\$ -	\$ 80,000	\$ -	\$ 80,000	Permitting & Construction of improvements to address various deficiencies along Gum Tree Road between Katie Miller Drive and Georgianna Drive, including regrading of ditches, installation of new inlets, new pipe and repairs along the outfall system	1A
FE23	Jarvis Creek Outfall	\$ 500,000	\$ 500,000	\$ 400,000	\$ 100,000	\$ -	\$ 100,000	Installation of flap gates on the outfall end of two 84-inch diameter concrete pipes that discharge stormwater from the Jarvis Creek Pump Station outfall system; necessary to improve operation and effectiveness of the pump station during extreme events by mitigating the impacts of tidal storm surge on the system	1A
FE24	25 Moonshell Road	\$ 80,000	\$ 42,000	\$ -	\$ 42,000	\$ 50,000	\$ 92,000	Permitting & Installation of 500 linear feet of 24-inch pipe and two inlet structures to improve efficiency and reduce long-term maintenance costs along the existing Folly Field ditch between Moonshell Road and the Island Club	1A
FE25	Cordillo Court Improvements	\$ 50,000	\$ 50,000	\$ -	\$ 50,000	\$ 20,000	\$ 70,000	Permitting & installation of improvements to address drainage issues on and adjacent to Town-owned property including inlets, pipe and minor grading	1A
FE47	Lawton Pump Station	\$ -	\$ -	\$ -	\$ -	\$ 350,000	\$ 350,000	Third pump at Lawton Station to complete replacement of all 2006 pumps	1B
FE48	Pump Station Security Cameras	\$ -	\$ -	\$ -	\$ -	\$ 45,000	\$ 45,000	Add security cameras at pump stations	1B
	<i>Total STORMWATER PROJECTS</i>	\$ 830,000	\$ 710,000	\$ 400,000	\$ 310,000	\$ 550,000	\$ 860,000		
	Facilities and Equipment Project Management and Contingency	\$ -	\$ -	\$ -	\$ -	\$ 100,000	\$ 100,000	Miscellaneous unexpected project expenses	
	TOTAL FACILITIES AND EQUIPMENT PROGRAM	\$ 6,314,104	\$ 1,350,000	\$ 400,000	\$ 950,000	\$ 5,613,696	\$ 6,563,696		

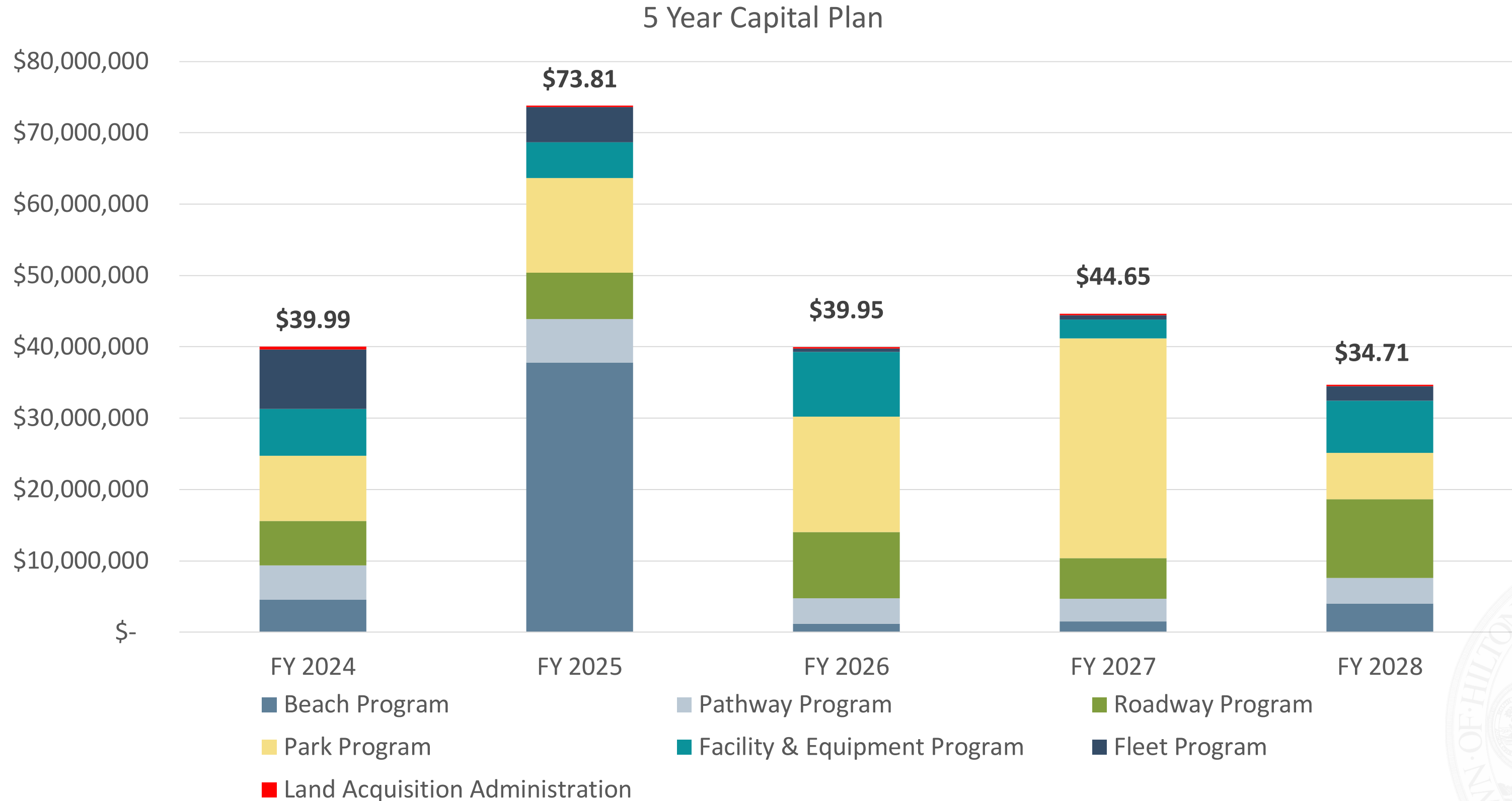
TOWN OF HILTON HEAD ISLAND

FY 2024 PROPOSED CIP PROJECTS

MAP KEY	PROJECTS	FY23 ADOPTED/ AMENDED BUDGET	FY23 BALANCE AVAILABLE	REALLOCATION	FY23 CARRY FORWARD	FY24 BUDGET (NEW FUNDS)	FY24 TOTAL	FY24 PROJECT SCOPE	PC RANKING
FLEET PROGRAM									
F13	Town Vehicle Replacement								
	Staff Vehicle Replacement	\$ 117,000	\$ -	\$ -	\$ -	\$ 181,000	\$ 181,000	Replacement of 5 staff vehicles over 10 years old including vehicle outfitting	1B
	New Staff Vehicles	\$ 181,472	\$ -	\$ -	\$ -	\$ 360,000	\$ 360,000	Vehicles including vehicle outfitting for new staff as needed	1B
	FY22 Vehicles Open Purchase Order Roll-Forward	\$ 28,918	\$ -	\$ -	\$ -	\$ -	\$ -	Complete	
	<i>Total Town Vehicle Replacement</i>	\$ 327,390	\$ -	\$ -	\$ -	\$ 541,000	\$ 541,000		
F14	FR Apparatus & Vehicle Replacement								
	Engine/Pumper Replacement/Quint Company Replacement (2)	\$ 7,483,420	\$ 7,483,420	\$ -	\$ 7,483,420	\$ -	\$ 7,483,420		1A
	Staff Vehicle Replacement	\$ 75,000	\$ -	\$ -	\$ -	\$ 85,000	\$ 85,000	Replace two staff vehicles that have reached their 120,000 mile / 12 year mark.	1B
	New Staff Vehicles	\$ -	\$ -	\$ -	\$ -	\$ 85,000	\$ 85,000	Vehicles including vehicle outfitting for new staff as needed	1B
	Support Vehicle Replacement	\$ 35,000	\$ 35,000	\$ -	\$ 35,000	\$ -	\$ 35,000	Supply chain issues; forklift delivery expected fall 2023	1A
	Firefighting Foam for Trucks	\$ 16,000	\$ -	\$ -	\$ -	\$ -	\$ -	Firefighting foam for trucks	
	<i>Total FR Apparatus & Vehicle Replacement</i>	\$ 7,609,420	\$ 7,518,420	\$ -	\$ 7,518,420	\$ 170,000	\$ 7,688,420		
	Fleet Project Management and Contingency	\$ -	\$ -	\$ -	\$ -	\$ 100,000	\$ 100,000	Miscellaneous unexpected project expenses	N/A
	TOTAL FLEET PROGRAM	\$ 7,936,810	\$ 7,518,420	\$ -	\$ 7,518,420	\$ 811,000	\$ 8,329,420		
LAND ACQUISITION ADMINISTRATION									
	Land Acquisition	\$ 294,925	\$ 290,000	\$ -	\$ 290,000	\$ 110,000	\$ 400,000	Land acquisition and soft costs including ROW, Survey, Appraisals, Legal Fees, etc. Includes demolition and clean up of Jonesville Road property.	N/A
	TOTAL LAND ACQUISITION ADMINISTRATION	\$ 294,925	\$ 290,000	\$ -	\$ 290,000	\$ 110,000	\$ 400,000		
	TOTAL CIP	\$ 44,317,210	\$ 29,126,178	\$ 7,184,738	\$ 21,941,440	\$ 18,051,641	\$ 39,993,081		

TOWN OF HILTON HEAD ISLAND

5 YEAR CAPITAL IMPROVEMENT PLAN – Working numbers for FY 2025-2028



TOWN OF HILTON HEAD ISLAND

5 YEAR CAPITAL IMPROVEMENT PLAN – Working numbers for FY 2025-2028

Summary	FY 2024	FY 2025	FY 2026	FY 2027	FY 2028	5 Year Total
Beach Program	\$ 4,556,000	\$ 37,800,000	\$ 1,150,000	\$ 1,500,000	\$ 4,000,000	\$ 49,006,000
Pathway Program	4,810,000	6,070,000	3,600,000	3,200,000	3,600,000	21,280,000
Roadway Program	6,204,465	6,483,750	9,262,000	5,650,000	11,050,000	38,650,215
Park Program	9,129,500	13,292,000	16,195,500	30,826,500	6,505,000	75,948,500
Facility & Equipment Program	6,563,696	4,993,600	9,063,000	2,635,000	7,270,000	30,525,296
Fleet Program	8,329,420	4,975,000	476,000	641,000	2,081,000	16,502,420
Land Acquisition Administration	400,000	200,000	200,000	200,000	200,000	1,200,000
Total	\$ 39,993,081	\$ 73,814,350	\$ 39,946,500	\$ 44,652,500	\$ 34,706,000	\$ 233,112,431

TOWN OF HILTON HEAD ISLAND


FY 2024 PROPOSED CONSOLIDATED BUDGET OVERVIEW

SIX MAJOR FUNDS



General Fund

Stormwater Utility Fund



Capital Projects Fund

Debt Service Fund



Gullah Geechee Historic Neighborhoods
Community Development Corporation Fund

Housing Fund



| TOWN OF HILTON HEAD ISLAND

DEBT SERVICE FUND

- ❑ Accounts for the accumulation of resources for the payment of interest and principal on general long-term debt obligations and special revenue debt obligations
- ❑ The primary sources of revenue are Property Taxes, Transfers In of Beach Preservation Fees, Hospitality Taxes, Natural Disaster Fund (5 mill over-ride), and Tax Increment Financing fees

93

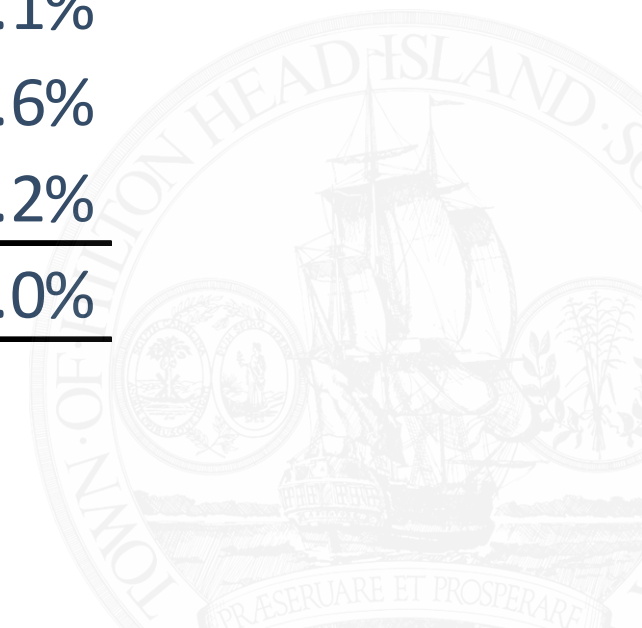


TOWN OF HILTON HEAD ISLAND

FY 2024 PROPOSED DEBT SERVICE FUND BUDGET REVENUES

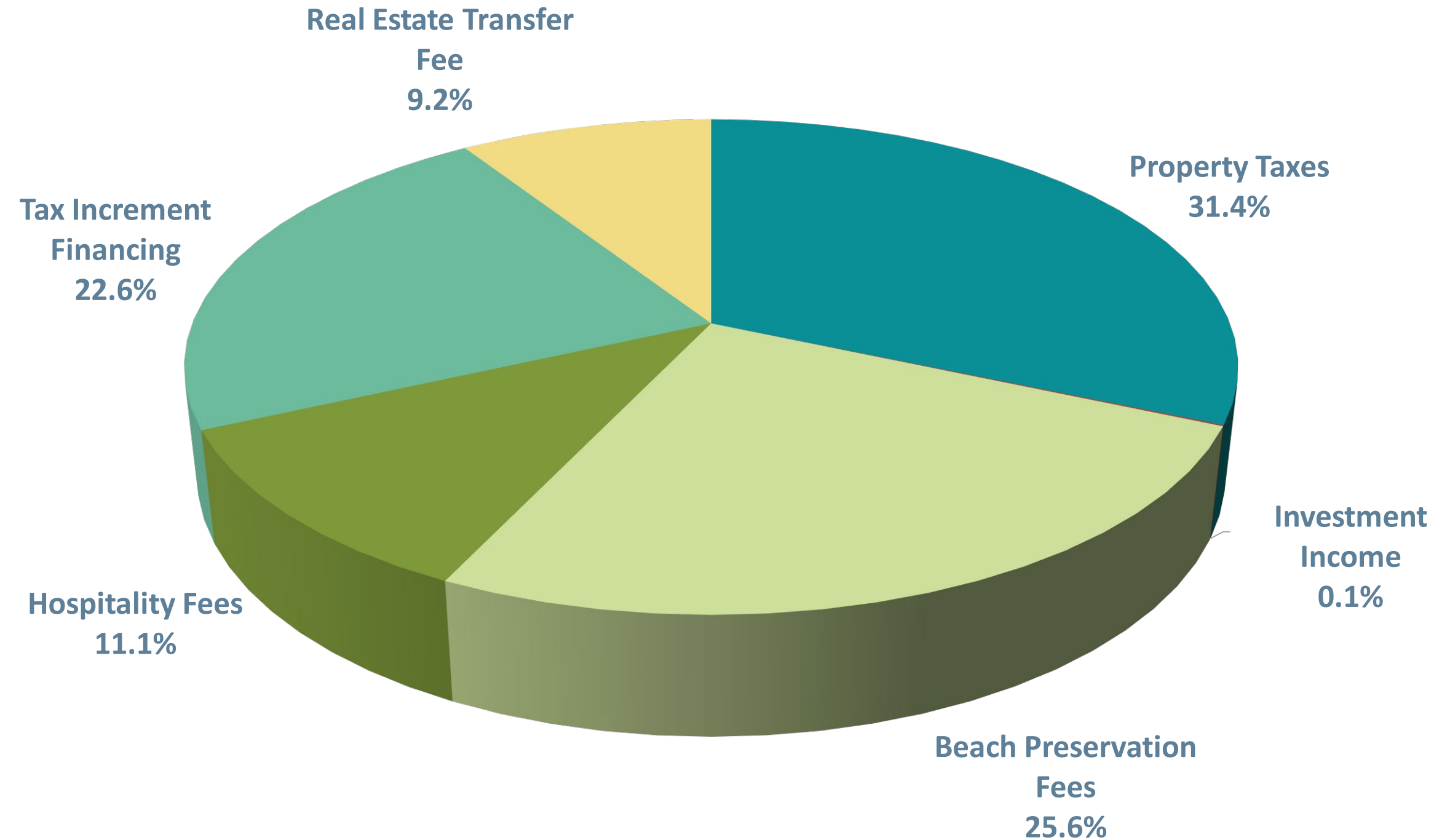
	FY 2022 Actual	FY 2023 Original Budget	FY 2024 Proposed Budget	% Change FY 2023 Budget	% of Budget
Property Taxes	\$ 5,600,014	\$ 5,402,336	\$ 5,470,300	1.3%	31.4%
Investment Income	19,270	12,000	14,315	19.3%	0.1%
Transfers In:					
Beach Preservation Fees	3,959,125	3,952,375	4,448,375	12.5%	25.6%
Natural Disasters Fund	3,535,665	3,537,765	-	-100.0%	0.0%
Hospitality Fees	1,446,406	1,444,691	1,937,134	34.1%	11.1%
Tax Increment Financing	3,927,712	3,927,564	3,931,259	0.1%	22.6%
Real Estate Transfer Fee	986,500	1,097,350	1,595,850	45.4%	9.2%
Total Revenues	19,474,692	19,374,081	17,397,233	-10.2%	100.0%

The Natural Disaster bonds were paid in full in FY 2023



TOWN OF HILTON HEAD ISLAND

FY 2024 PROPOSED DEBT SERVICE FUND BUDGET REVENUES



Property Taxes support less than one third of the annual debt payments for the Town



TOWN OF HILTON HEAD ISLAND

FY 2024 PROPOSED DEBT SERVICE FUND BUDGET EXPENDITURES

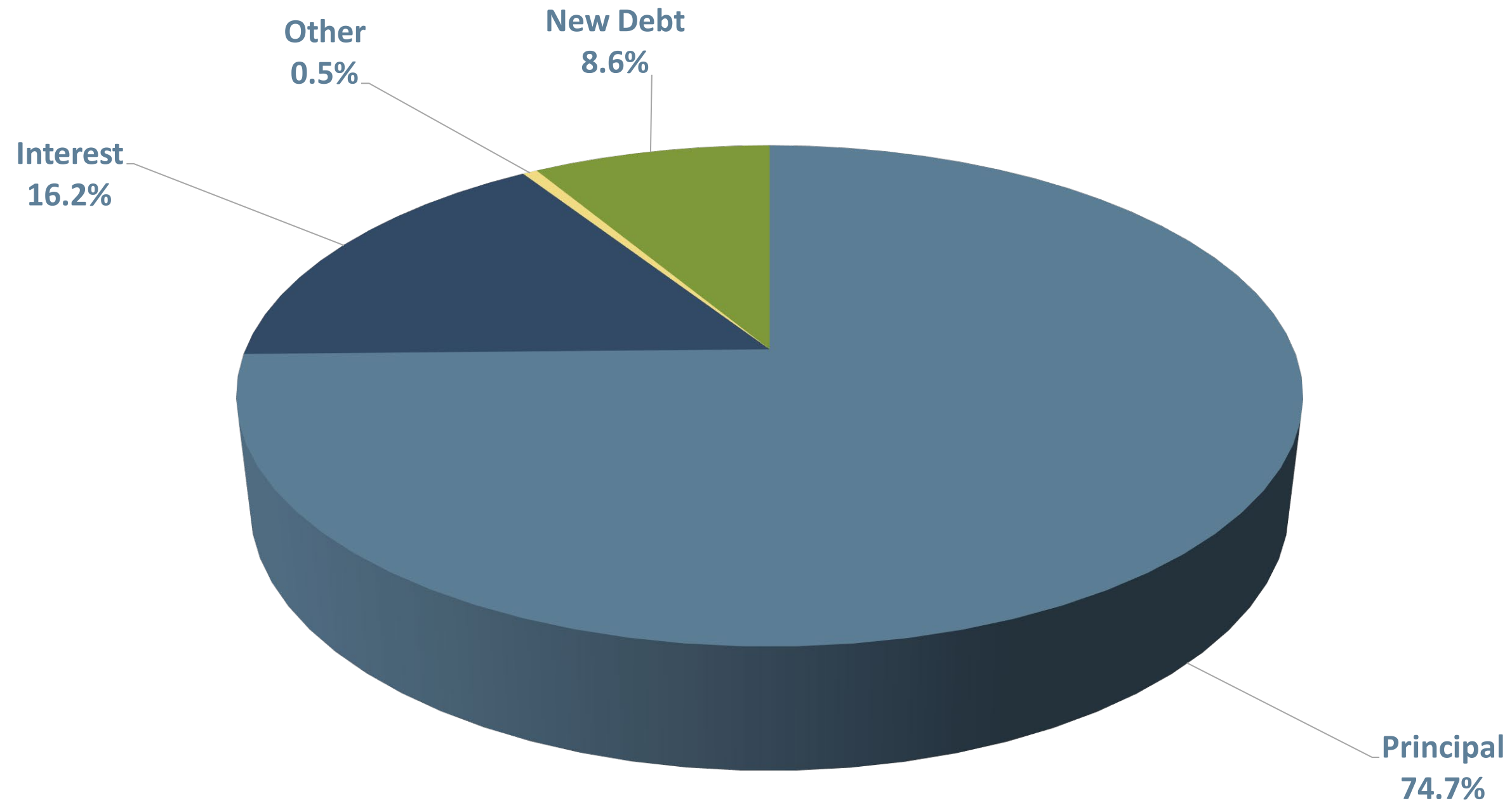
	FY 2022 Actual	FY 2023 Original Budget	FY 2024 Proposed Budget	% Change FY 2023 Budget	% of Budget
Principal	\$ 15,655,000	\$ 16,055,000	\$ 12,995,000	-19.1%	74.7%
Interest	4,138,637	3,289,081	2,809,733	-14.6%	16.2%
Other	21,375	30,000	92,500	208.3%	0.5%
New Debt	-	-	1,500,000	0.0%	8.6%
Total Expenditures	19,815,012	19,374,081	17,397,233	-10.2%	100.0%

Town Council may consider new debt after the FY24 Consolidated Budget is adopted.
New debt of \$1,500,000 provides interest costs of new proposed debt.



TOWN OF HILTON HEAD ISLAND

FY 2024 PROPOSED DEBT SERVICE FUND BUDGET EXPENDITURES



The Town's debt payments are primarily principal reduction



TOWN OF HILTON HEAD ISLAND

FY 2024 PROPOSED DEBT SERVICE FUND BUDGET OUTSTANDING ISSUES

FY 2024 Payments

	Interest	Principal	Total	Balance After FY24 Pmts	Final Payment FY
Debt Service Payments - (without Stormwater Bonds)					
General Obligation Bonds (Original Issue Amount)					
Series 2016A GO Referendum Refunding Bonds (\$13,080,000)	\$ 18,788	\$ 825,000	\$ 843,788	\$ 840,000	2025
Series 2016C GO Referendum Refunding Bonds (\$9,035,000)	168,238	635,000	803,238	5,705,000	2035
Series 2009 GO Non-Referendum Refunding Bonds (\$5,005,000)	24,850	460,000	484,850	480,000	2025
Series 2016B GO Referendum Bonds (\$5,770,000)	10,850	1,085,000	1,095,850	-	2024
Series 2020A GO Referendum Refunding Bonds (\$5,830,000)- to 202	211,350	670,000	881,350	3,890,000	2028
Series 2017A GO Non-Referendum Bonds (\$27,310,000)	865,569	605,000	1,470,569	25,495,000	2047
Series 2020B GO Referendum Bonds (\$6,285,000)	96,670	460,000	556,670	5,575,000	2035
Series 2019 GO Obligation Bonds (\$5,000,000)	156,650	195,000	351,650	4,140,000	2039
Total General Obligation Bonds	\$ 1,552,965	\$ 4,935,000	\$ 6,487,965	46,125,000	
Revenue / Special Obligation Bonds (Original Issue Amount)					
Series 2019 Special Bonds (Hospitality Tax) (\$16,520,000)	\$ 327,134	\$ 1,110,000	\$ 1,437,134	\$ 10,925,000	2036
Series 2017C Special USCB Tax Increment Bonds (\$28,530,000)	136,259	3,795,000	3,931,259	3,860,000	2025
Series 2017B Special Bonds (Beach Preservation Fee) (\$30,075,000)	793,375	3,155,000	3,948,375	14,290,000	2028
Total Revenue / Special Obligation Bonds	\$ 1,256,768	\$ 8,060,000	\$ 9,316,768	29,075,000	
Grand Total - Existing Debt (a)	\$ 2,809,733	\$ 12,995,000	\$ 15,804,733	75,200,000	
Stormwater debt is accounted for in the Stormwater Fund. Outstanding Stormwater debt are these two special revenue bonds:					
Stormwater Bonds (Original Issue Amount)					
Series 2021 Special Bonds (Stormwater) (\$5,630,000)	\$ 23,157	\$ 920,000	\$ 943,157	\$ 1,870,000	2026
Series 2018 Special Bonds (Stormwater) (\$3,200,000)	45,664	320,000	365,664	1,365,000	2028
Total Stormwater Special Obligation Bonds	\$ 68,821	\$ 1,240,000	\$ 1,308,821	\$ 3,235,000	

(a) Comparable amounts for FY 2023 are \$3,289,081 Interest and \$16,055,000 Principal payments – indicating the Town’s relatively fast payout schedule and significant progress toward reducing outstanding balances.

I TOWN OF HILTON HEAD ISLAND

FY 2024 DEBT SERVICE FUND BUDGET HIGHLIGHTS

- ✓ Debt reduction: FY21 – \$15 million / FY22 - \$15 million / FY23 - \$16 million / FY24 - \$15.8 million
- ✓ Bonds issued after Hurricane Matthew to reinstate the Disaster Fund have been fully repaid
- ✓ The Town continues to improve its financial position and capacity by steadily decreasing debt, increasing reserves, and increasing assessed values
- ✓ The Town will issue a lease for the Fire Trucks – the lease payments are built into the General Fund Fire Rescue budget as a signal that regular replacement is a priority and is expected
- ✓ Stormwater bonds are paid through the Stormwater Fund
- ✓ We are in the early stages of possibly planning a new bond issue this year
- ✓ *The budget proposes to keep the Debt Service millage rate the same at 5.9 mills (pending reappraisal)*



TOWN OF HILTON HEAD ISLAND


FY 2024 PROPOSED CONSOLIDATED BUDGET OVERVIEW

SIX MAJOR FUNDS



General Fund

Stormwater Utility Fund



Capital Projects Fund

Debt Service Fund



**Gullah Geechee Historic Neighborhoods
Community Development Corporation Fund**

Housing Fund



| TOWN OF HILTON HEAD ISLAND

GGHNCDC FUND

- ❑ Accounts for and report the costs associated with the actions of the Corporation to protect the Town's historic and culturally sensitive neighborhoods
- ❑ The primary sources of revenue are State and County grants



TOWN OF HILTON HEAD ISLAND

FY 2024 PROPOSED GGHNCDC FUND BUDGET REVENUES

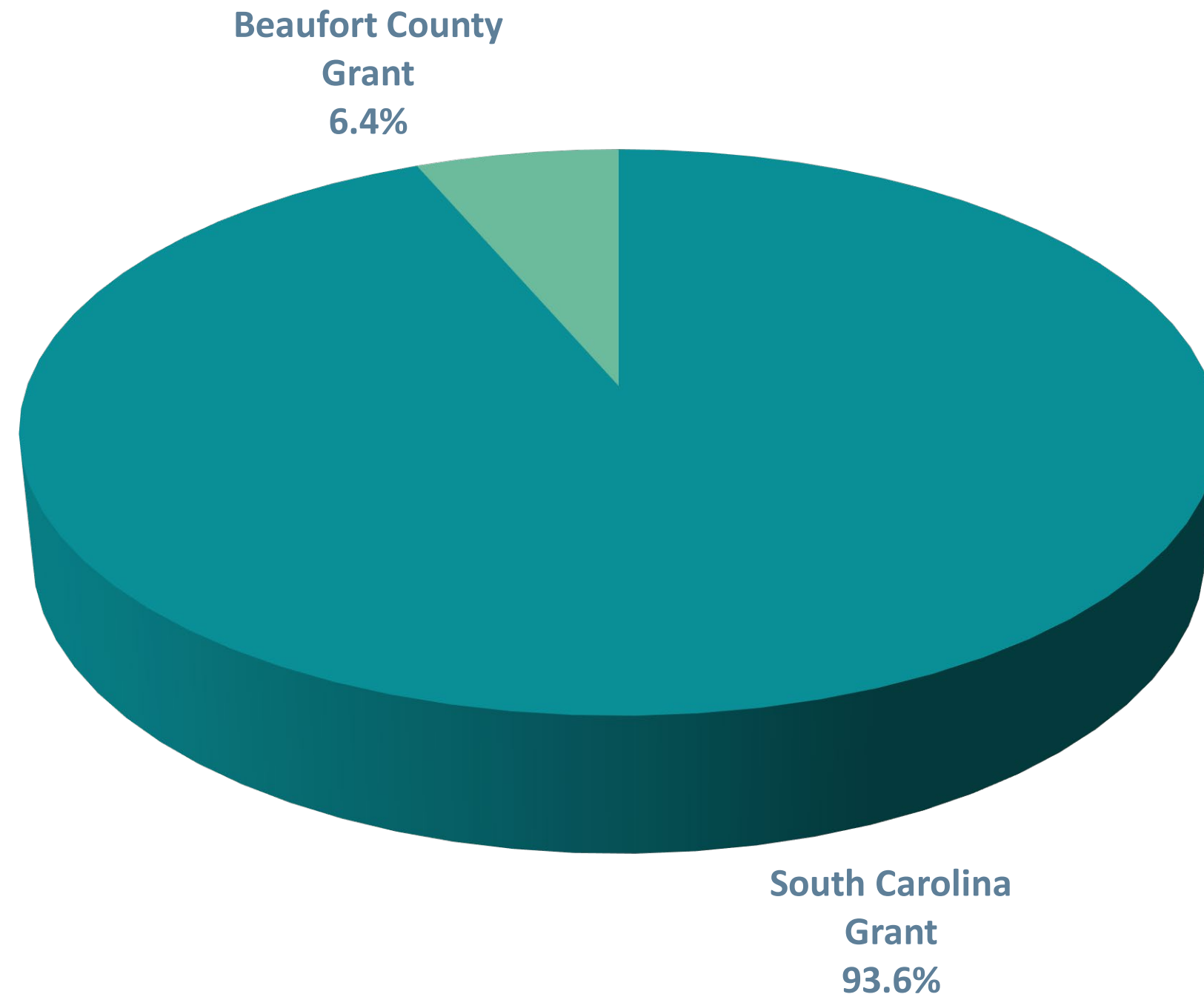
	FY 2023 Revised Budget	FY 2024 Proposed Budget	% Change FY 2023 Budget	% of Budget
South Carolina Grant	\$ 5,000,000	\$ 5,000,000	0.0%	93.6%
Beaufort County Grant	500,000	343,185	-31.4%	6.4%
Total Revenues	5,500,000	5,343,185	-2.9%	100.0%

The FY 2024 Proposed Budget amounts from the South Carolina grant and the Beaufort County grant (ARPA funds) were received in FY 2023; however, will not be deployed until FY 2024.



TOWN OF HILTON HEAD ISLAND

FY 2024 PROPOSED GGHNCDC FUND BUDGET REVENUES




TOWN OF HILTON HEAD ISLAND

FY 2024 PROPOSED GGHNCDC FUND BUDGET EXPENDITURES

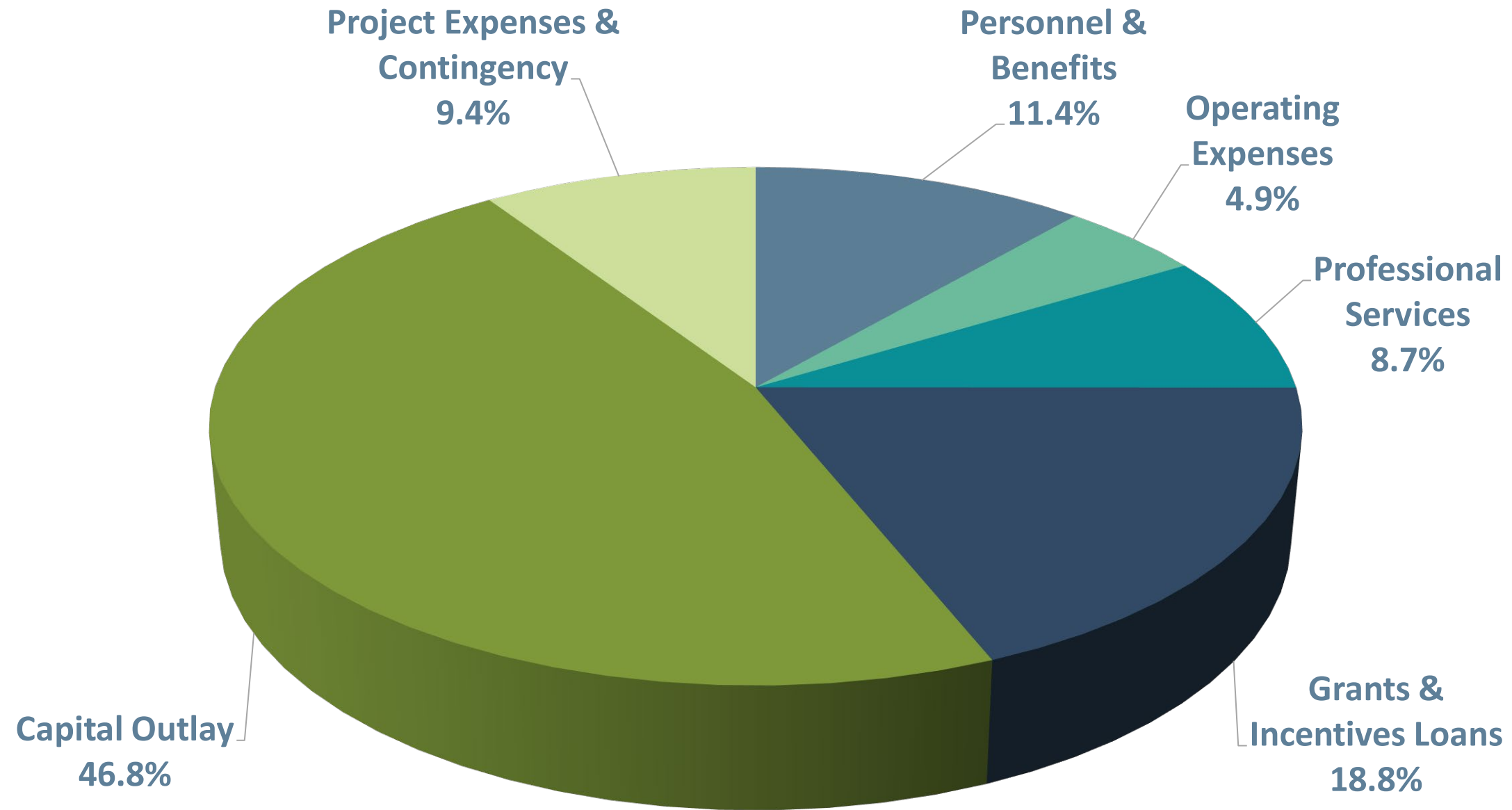
	FY 2023 Revised Budget	FY 2024 Proposed Budget	% Change FY 2023 Budget	% of Budget
Personnel & Benefits	\$ 610,850	\$ 610,850	0.0%	11.4%
Operating Expenses	418,885	262,070	-37.4%	4.9%
Professional Services	463,775	463,775	0.0%	8.7%
Grants & Incentives Loans	1,006,490	1,006,490	0.0%	18.8%
Capital Outlay	2,500,000	2,500,000	0.0%	46.8%
Project Expenses & Contingency	500,000	500,000	0.0%	9.4%
Total Expenditures	5,500,000	5,343,185	-2.9%	100.0%

A Board of Directors has been appointed by Town Council to oversee and guide the development of the Corporation and its organizational objectives. An Executive Director will be hired through coordination between the Town Manager and the appointed Board in the coming months. Planned expenditures will be refined by the Executive Director and Board of Directors upon placement.



TOWN OF HILTON HEAD ISLAND

FY 2024 PROPOSED GGHNCDC FUND BUDGET EXPENDITURES



I TOWN OF HILTON HEAD ISLAND

FY 2024 GGHNCDC FUND BUDGET HIGHLIGHTS

- ✓ New Fund
- ✓ A board of directors will be appointed by Town Council to oversee and guide the development of the Corporation and its organizational objectives
- ✓ An Executive Director will be hired through coordination between the Town Manager and the appointed Board in the coming months
- ✓ Funding for the Corporation's start up provided by a \$5 million South Carolina grant, and the remainder of the \$500k Beaufort County Grant (\$343,185 funds derived from ARPA), both received in FY23 to be deployed in FY24



I TOWN OF HILTON HEAD ISLAND

FY 2024 GGHNCDC FUND BUDGET HIGHLIGHTS

- ✓ Planned expenses include the below, which will be refined by the Executive Director and Board of Directors upon placement:
 - Personnel for an Executive Director
 - Operating expenses, including office space, computers and software, marketing, promotion and hospitality, etc.
 - Professional services, including start-up legal services, planning services, public education/outreach, etc.
 - Grants, Incentives and Loans for Small Business Development, and Attraction, Retention, and Investment
 - Capital outlay for land/easement acquisition and public infrastructure
 - Miscellaneous project expenses and contingency



TOWN OF HILTON HEAD ISLAND


FY 2024 PROPOSED CONSOLIDATED BUDGET OVERVIEW

SIX MAJOR FUNDS



General Fund

Stormwater Utility Fund



Capital Projects Fund

Debt Service Fund



Gullah Geechee Historic Neighborhoods
Community Development Corporation Fund

Housing Fund



| TOWN OF HILTON HEAD ISLAND

HOUSING FUND

- ❑ Accounts for and reports the costs associated with the development, implementation, and delivery of strategies and tactics identified within the Town's adopted Workforce Housing Framework
- ❑ The primary sources of revenue are transfers from the General Fund and Capital Projects Fund, a portion of which is ARPA funding

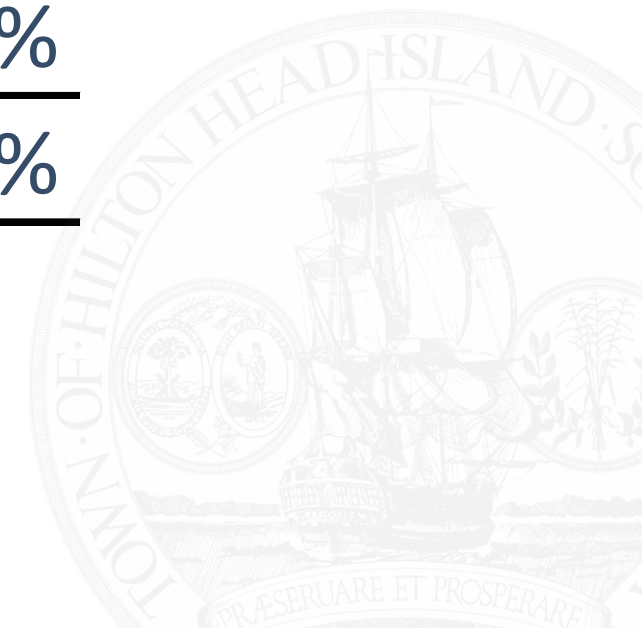


TOWN OF HILTON HEAD ISLAND

FY 2024 PROPOSED HOUSING FUND BUDGET REVENUES

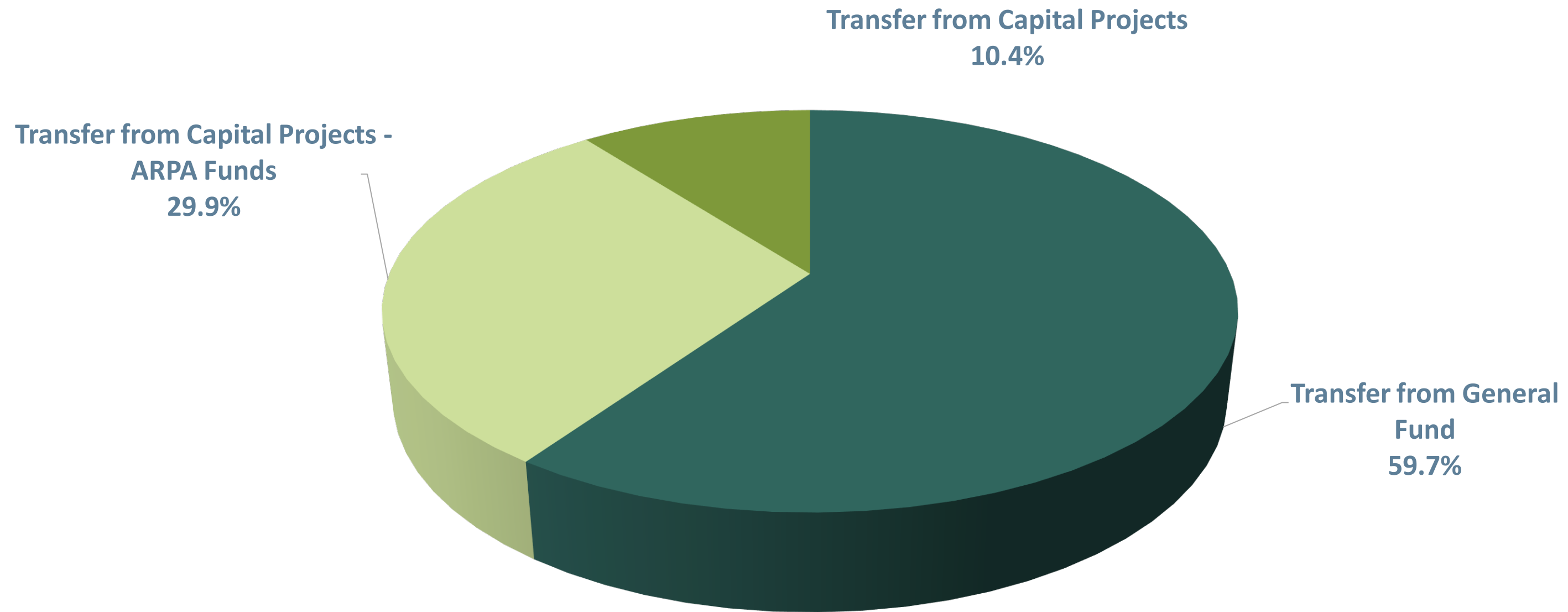


	FY 2024 Proposed Budget	% of Budget
Transfer from General Fund	\$ 2,000,000	59.7%
Transfer from Capital Projects - ARPA Funds	1,000,000	29.9%
Transfer from Capital Projects	350,000	10.4%
Total Revenues	3,350,000	100.0%



TOWN OF HILTON HEAD ISLAND

FY 2024 PROPOSED HOUSING FUND BUDGET REVENUES




TOWN OF HILTON HEAD ISLAND

FY 2024 PROPOSED HOUSING FUND BUDGET EXPENDITURES



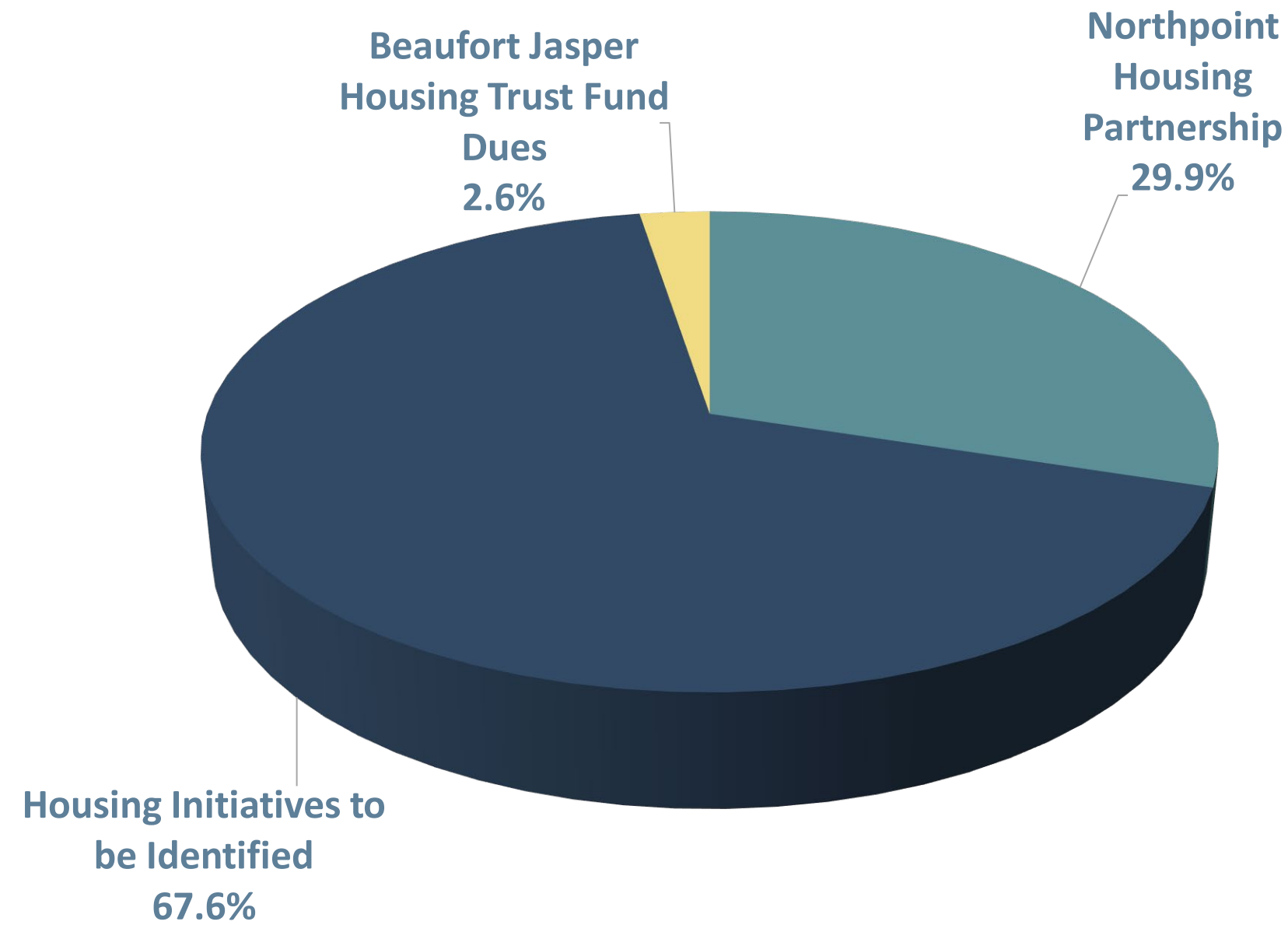
FY 2024 Proposed Budget	% of Budget
-------------------------------	----------------

Northpoint Housing Partnership	\$ 1,000,000	29.9%
Housing Initiatives to be Identified	2,263,441	67.6%
Beaufort Jasper Housing Trust Fund Dues	86,559	2.6%
Total Expenditures	3,350,000	100.0%



TOWN OF HILTON HEAD ISLAND

FY 2024 PROPOSED HOUSING FUND BUDGET EXPENDITURES



TOWN OF HILTON HEAD ISLAND

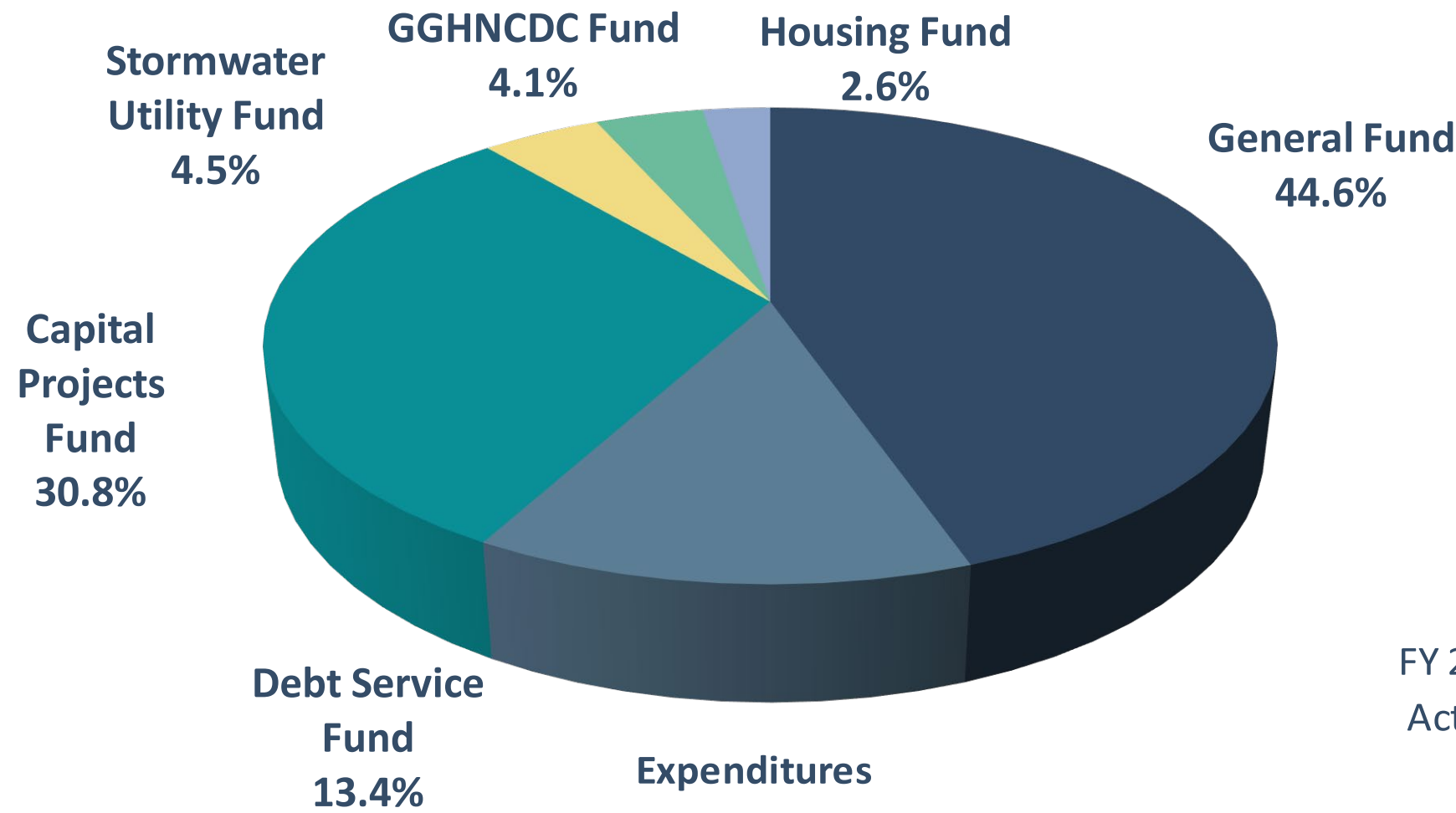
FY 2024 HOUSING FUND BUDGET HIGHLIGHTS

- ✓ New Fund
- ✓ \$1 million transfer from General Fund – FY23 fund balance
- ✓ \$1 million transfer from General Fund – FY24 funds
- ✓ \$1 million from the Capital Projects Fund – ARPA Funds – for the Northpoint Housing Partnership
- ✓ \$350k transfer from Capital Projects Fund
- ✓ Funding for the Beaufort Jasper Housing Trust Fund Dues
- ✓ Funding for new housing initiatives to be identified by Town Council



TOWN OF HILTON HEAD ISLAND

FY 2024 PROPOSED CONSOLIDATED BUDGET



Expenditures

General Fund
Debt Service Fund
Capital Projects Fund
Stormwater Utility Fund
Subtotal
GGHNCDC Fund
Housing Fund
Consolidated Budget

	FY 2021 Actual	FY 2022 Actual	FY 2023 Original Budget	FY 2024 Proposed Budget	Compared to FY23 Original Budget	
					\$ Change	% Change
General Fund	\$ 40,959,948	\$ 43,641,527	\$ 48,621,804	\$ 57,980,977	\$ 9,359,173	19.2%
Debt Service Fund	19,815,012	19,330,666	19,374,081	17,397,233	\$ (1,976,848)	-10.2%
Capital Projects Fund	14,061,999	7,554,151	45,671,933	39,993,081	\$ (5,678,852)	-12.4%
Stormwater Utility Fund	4,893,127	4,589,552	5,833,296	5,885,817	\$ 52,521	0.9%
Subtotal	79,730,086	75,115,896	119,501,114	121,257,108	1,755,994	1.5%
GGHNCDC Fund	-	-	-	5,343,185	\$ 5,343,185	0.0%
Housing Fund	-	-	-	3,350,000	\$ 3,350,000	0.0%
Consolidated Budget	\$ 79,730,086	\$ 75,115,896	\$119,501,114	\$129,950,293	\$ 10,449,179	8.7%

TOWN OF HILTON HEAD ISLAND

FY 2024 CONSOLIDATED BUDGET REVIEW & APPROVAL PROCESS



Note: Beaufort County Reassessment Schedule TBD.

TOWN OF HILTON HEAD ISLAND

RECOMMENDED MOTION

MOVE TO APPROVE
**FY 2024 PROPOSED CONSOLIDATED
BUDGET ON FIRST READING**





Town of Hilton Head Island

THANK YOU

FY 2024 PROPOSED CONSOLIDATED BUDGET



TOWN OF HILTON HEAD ISLAND



PROPOSED PLAN REVIEW & INSPECTION FEES

Fee Recommendations – Projected Cost & Revenue Comparison

Permit Type	Annual Volume	Permitting Effort *	Inspection Effort *	Cost to Town (Staff Time + OH)	Estimated Revenue	Revenue less Cost
Single-family Residential (<1acre)	155	155 hours	1,630 hours	\$ 98,770	\$ 99,200	\$ 430
Single-family Residential (>1acre)	5	10 hours	50 hours	\$ 3,190	\$ 3,200	\$ 10
Pool or Spa (residential)	180	90 hours	945 hours	\$ 57,360	\$ 66,600	\$ 9,240
Demolition (residential)	45	45 hours	180 hours	\$ 12,950	\$ 12,600	(\$ 350)
Demolition (commercial)	5	10 hours	20 hours	\$ 1,440	\$ 1,400	(\$ 40)
Commercial Development	80	430 hours	2,055 hours	\$ 141,790	\$ 156,900	\$ 15,110
Land Disturbance	5	10 hours	70 hours	\$ 4,490	\$ 6,250	\$ 1,760
Residential Subdivision	5	50 hours	280 hours	\$ 18,690	\$ 21,250	\$ 2,560
Family Subdivision/Compound	10	35 hours	170 hours	\$ 11,690	-	(\$ 11,690)
Utility Installation	150	75 hours	-	\$ 5,470	-	(\$ 5,470)
	640	910 hours	5,400 hours	\$ 355,840	\$ 367,400	\$ 11,560 **

* Annual staff manhours, excluding management and administrative overhead effort.

** Revenue-neutral methodology in fee structure development within 5% of desired goal.

