

Town of Hilton Head Island, South Carolina



Fiscal Year 2024

Consolidated Budget Executive Summary



TOWN OF HILTON HEAD ISLAND, SC
FY 2024
CONSOLIDATED BUDGET
TOWN COUNCIL



Alan Perry, Mayor, At-Large



David Ames
Mayor Pro-Tem / Ward 3



Alex Brown
Ward 1



Patsy Brison
Ward 2



Tamara Becker
Ward 4



Steve Alfred
Ward 5



Glenn Stanford
Ward 6

TOWN STAFF

Executive

Marc Orlando, ICMA-CM, *Town Manager*

Ben Brown, *Senior Advisor to the Town Manager*

Joshua A. Gruber, JD, MPA, *Deputy Town Manager*

Angie Stone, IPMA-SCP, *Assistant Town Manager*

Shawn A. Colin, AICP, *Assistant Town Manager-Community Development*

Departments

Carolyn Grant, *Communications Director*

Natalie Harvey, *Director of Cultural Affairs*

Missy Luick, *Assistant Community Development Director*

Bryan McIlwee, *Assistant Community Development Director*

Zenos Morris, *Assistant Community Development Director*

Jennifer B. Ray, *Capital Program Manager*

Jeff Buckalew, *Town Engineer*

Aaron Black, *Facilities Manager*

Jeff Netzing, *Storm Water Manager*

Lisa Stauffer, *Director of Human Resources*

Chris Blankenship, *Fire Chief*

John Troyer, *Finance Director*

Thomas Sunday, *Technology & Innovation Director*

Bob Bromage, *Public Safety Director*

TABLE OF CONTENTS

Consolidated Section:

- Town Council Consolidated Budget Calendar.....6
- Town of Hilton Head Island Overview & Strategic Plan Summary.....8
- Town of Hilton Head Island Vision & Mission Statement.....9
- Town of Hilton Head Island Major Fund Types.....10
- Consolidated Budget Fund Percentages.....12
- FY 2024 Proposed Consolidated Budget Highlights.....13
- FY 2024 Consolidated Budget Snapshot.....27
- Sources of Funds.....28
- Transfers In per Fund.....30
- Distribution of State ATAX Dollars.....31
- Accommodations Tax Overview.....32
- Short Term Rental Permit Fee Overview.....33
- Property Tax Overview.....34
- Uses of Funds.....36
- Emergency Preparedness.....37
- Grant Administration Activity Report.....40

General Fund Section:

- Town Organizational Chart.....53
- Town Council Salary Comparison.....54
- Town Staff Living on Hilton Head Island.....57
- General Fund Reserves.....58
- General Fund Sources of Funds.....61
- General Fund Revenue Trends.....62
- General Fund Uses of Funds.....67
- General Fund Department/Division Expenditure Overview.....68
- Affiliated Agency Overview.....70

Debt Service Fund Section:

- Debt Service Sources of Funds.....71
- Debt Service Uses of Funds.....72
- Debt Service Fund Payments.....73
- Town of Hilton Head Island Debt & Fund Balance Trends.....74

TABLE OF CONTENTS

Capital Projects Fund Section:

- Capital Projects Fund Sources of Funds.....75
- Capital Projects Fund Uses of Funds.....76
- Capital Improvement Map of Projects.....77
- Capital Improvement Program Projects – Summaries & Detail.....78

Stormwater Fund Section:

- Stormwater Fund Sources of Funds.....99
- Stormwater Fund Uses of Funds.....100
- Stormwater Corrective Maintenance Projects102
- Stormwater Fund Budget Detail.....104

Gullah Geechee Historic Neighborhoods Community Development Corporation (GGHNCDC) Fund

Section:

- GGHNCDC Fund Sources of Funds.....107
- GGHNCDC Fund Uses of Funds.....108

Housing Fund Section:

- Housing Fund Sources of Funds.....109
- Housing Fund Uses of Funds.....110

Fee Schedule Section:

- Development Review Fee-Proposed Fee Adjustment.....111
- Stormwater Utility NPDES Plan Review & Inspection-Proposed Fee Adjustment.....113

TOWN COUNCIL CONSOLIDATED BUDGET CALENDAR FY2024

January 24 and 25, 2023: **COMPLETE**

- Strategic Plan Workshop

January 31, 2023: **COMPLETE**

- Budget requests are due to Finance Department by 4:30 pm.

February 3, 2023: **COMPLETE**

- Affiliated Agency funding applications due to Finance Department by 4:30 pm.

Early February 2023: **COMPLETE**

- Preliminary budget discussions with Town Council Members (Town Manager, Finance Director)

February 15, 2023: **COMPLETE**

- Planning Commission prioritization of FY 2024 CIP projects

February 21, 2023: **COMPLETE**

- Affiliated Agency funding applications are distributed to the Finance and Administrative Committee at its regular meeting

March 20 – March 31, 2023: **COMPLETE**

- Individual budget meetings with Town Council members (Town Manager, Finance Director)

March 21, 2023: **COMPLETE**

- Affiliated Agency funding applications are considered at Finance and Administrative Committee meeting

March 24, 2023: **COMPLETE**

- Due date for DMO Marketing Plan and Budget to be submitted to the Town Finance Department by 4:30 pm.

March 31, 2023: **COMPLETE**

- Due date for DMO Industry Metrics to be submitted to the Town Finance Department by 4:30 pm.

April 6, 2023: **COMPLETE**

- DMO presents the proposed Marketing Plan and Budget for consideration by the Accommodations Tax Committee (ATAC)

April 18, 2023: **COMPLETE**

- DMO presents to the Finance and Administrative Committee -- the proposed:
 - i) Marketing Plan
 - ii) Budget
 - iii) Industry Metrics

May 2, 2023: **COMPLETE**

- FY 2024 Proposed Town of Hilton Head Island Consolidated Budget Ordinance to Town Council for First Reading and Public Hearing

TOWN COUNCIL CONSOLIDATED BUDGET CALENDAR FY2024

May 9, 2023: COMPLETE

- Town Council Budget Workshop #1 (General Fund, Debt Service Fund, Stormwater Fund, GGHNCDC Fund, Housing Fund)

May 11, 2023: COMPLETE

- Town Council Budget Workshop #2 (CIP)

May 16, 2023: COMPLETE

- DMO presents to Town Council the proposed Marketing Plan and Budget for consideration.

June 6, 2023: COMPLETE

- FY 2024 Proposed Town of Hilton Head Island Consolidated Budget Ordinance to Town Council for Second and Final Reading and Public Hearing

July 1, 2023:

- Implement adopted budget for Fiscal Year 2024

TOWN OF HILTON HEAD ISLAND: OVERVIEW & STRATEGIC PLAN SUMMARY

Overview

Hilton Head Island, also referred to as simply Hilton Head, is a lowcountry resort town located on an island of the same name in Beaufort County, South Carolina, United States. It is 20 miles northeast of Savannah, Georgia, and 95 miles southwest of Charleston. According to the United States Census Bureau, the Island has a total area of 69.2 square miles, of which 41.4 square miles is land, and 27.8 square miles, or 40.17%, is water.

Hilton Head Island offers an unusual number of cultural opportunities for a community its size, including Broadway-quality plays at the Arts Center of Coastal Carolina, the 120-member full chorus of the Hilton Head Choral Society, the highly rated Hilton Head Symphony Orchestra, the largest annual outdoor, tented wine tasting event on the east coast, the Concours d' Elegance Motoring Festival, and several other annual community festivals. It also hosts the RBC Heritage presented by Boeing, a stop on the PGA Tour which is played on the Harbour Town Golf Links in The Sea Pines Resort.

Strategic Plan Summary

The goal of the Strategic Plan is to build an alignment of strategies, projects, and performance measures to address Town of Hilton Head Island focus areas and guiding principles. The Strategic Plan is a compass to continuously make proactive decisions on maintaining and improving the Town's core functions in the following Strategic Focus Areas:

- Pursuit of Excellence
- Environmental Sustainability
- Revitalize Economy
- Inclusive Community
- Connected Community
- Regional Focus
- Right Sized Infrastructure
- Parks and Recreation

The Strategic Plan Action Agenda establishes a road map for activities and initiatives that will achieve the vision for the Town and ensure that Hilton Head Island is poised to capitalize on opportunities to advance key initiatives. The Action Plan links to the Town's budget process, staff work plans and performance evaluations, Town-wide performance measures and Town Council agenda to ensure the day-to-day relevancy and effectiveness of the Plan.



TOWN OF HILTON HEAD ISLAND: VISION & MISSION STATEMENT

Town of Hilton Head Island Vision Statement

“To focus on revitalization and modernization, and to build an inclusive and diverse community.”

Town of Hilton Head Island Mission Statement

“The Town of Hilton Head’s mission is to promote the health and vitality of the community we serve through ethical and inclusive programs, policies and actions.”

The Town organization is committed to:

- Providing world-class service, facilities, leisure and recreational opportunities for residents and guests;
- Providing financial stability and economic development by promoting services in the most cost-effective manner while protecting the high level of service quality the Town has become known for;
- Providing an open town government to make participation in local government activities possible for all residents;
- Providing enhanced customer service, innovation, and employee engagement;
- Investing in impactful capital projects and community infrastructure;
- Providing community and environmental vitality to preserve the Town’s character while promoting a sense of pride for its citizens;
- Promoting unity while supporting diversity to honor the strength of diversity in our community; and
- Using the consolidated budget as a catalyst to implement change and improvement

Why Does the Town Prepare a Budget?

1. Establishes priorities to determine how resources will be allocated among the Town’s programs and services.
2. Identifies the costs of providing programs and services.
3. Establishes the amount of revenue projected to be available, and subsequently sets limitations on the amount of expenditures that can be supported.
4. Aligns allocated funding with Strategic Plan Action Agenda priorities established by Town Council.
5. Provides budgetary targets to compare with actual revenues and expenditures throughout the year.

The State of South Carolina requires Town Council to adopt an annual balanced budget ordinance prior to July 1. The Town’s annual budget is developed in conjunction with feedback from citizens, various boards and commissions including the Town’s Planning Commission, the Mayor and Council, the Town Manager, and each department within the Town. Town Council adopts the budget via two readings of the Consolidated Budget Ordinance as well as a public hearing. The first reading is held in May, and the second reading and associated public hearing is held in June. Town Council also holds one or two budget workshops to review projected revenues, expenditure requests, programs, services, and capital projects.

TOWN OF HILTON HEAD ISLAND: MAJOR FUND TYPES



General Fund

This fund is used to account for all financial resources except those required to be accounted for in another fund. Its primary operating expenditures are general government, administrative services, sheriff/other public safety, fire, community services, and public projects and facilities. Principal sources of revenue are property taxes and licenses and permit fees.

Debt Service Fund

This fund is used for accumulating resources for the payment of interest and principal on general long-term obligation debt of the governmental funds. The primary sources of revenue are property tax, beach preservation fee, hospitality tax, TIF tax, and real estate transfer fees.



Capital Projects Fund (CIP)

This fund is used to account for and report financial resources that are restricted, committed or assigned for the acquisition, construction, or renovation of major capital facilities; ongoing major improvement projects; and major equipment or other capital asset acquisitions which are not financed by another fund. Primary sources of revenue include bond proceeds, hospitality tax fees, beach preservation fees, TIF taxes, road usage fees (now paused), electric franchise fees, and road/park impact fees. Capital Projects are primarily non-recurring in nature. All capital categories require a cost threshold of greater than \$5,000 except for roads, buildings and computer software with a threshold of greater than \$50,000.

Stormwater Fund

This fund is used to account for and report the costs associated with the management, construction, maintenance, protections, control, regulation, use and enhancement of stormwater systems and programs within the Town limits. The primary source of revenue is stormwater utility fees.



TOWN OF HILTON HEAD ISLAND: MAJOR FUND TYPES, CON'T



Gullah Geechee Historic Neighborhoods Community Development Corporation Fund

This is a new fund as of mid Fiscal Year 2023. This fund is used to account for and report the costs associated with the actions of the Corporation to protect the Town's historic and culturally sensitive neighborhoods. The focus of the Corporation is to enhance the quality of life for community residents; encourage entrepreneurialism; prevent gentrification; assist in business attraction, expansion, and retention; provide land planning and development assistance; pursue affordable housing opportunities; identify infrastructure needs; and provide critical financial opportunities. The primary sources of revenue are State and County Grants.

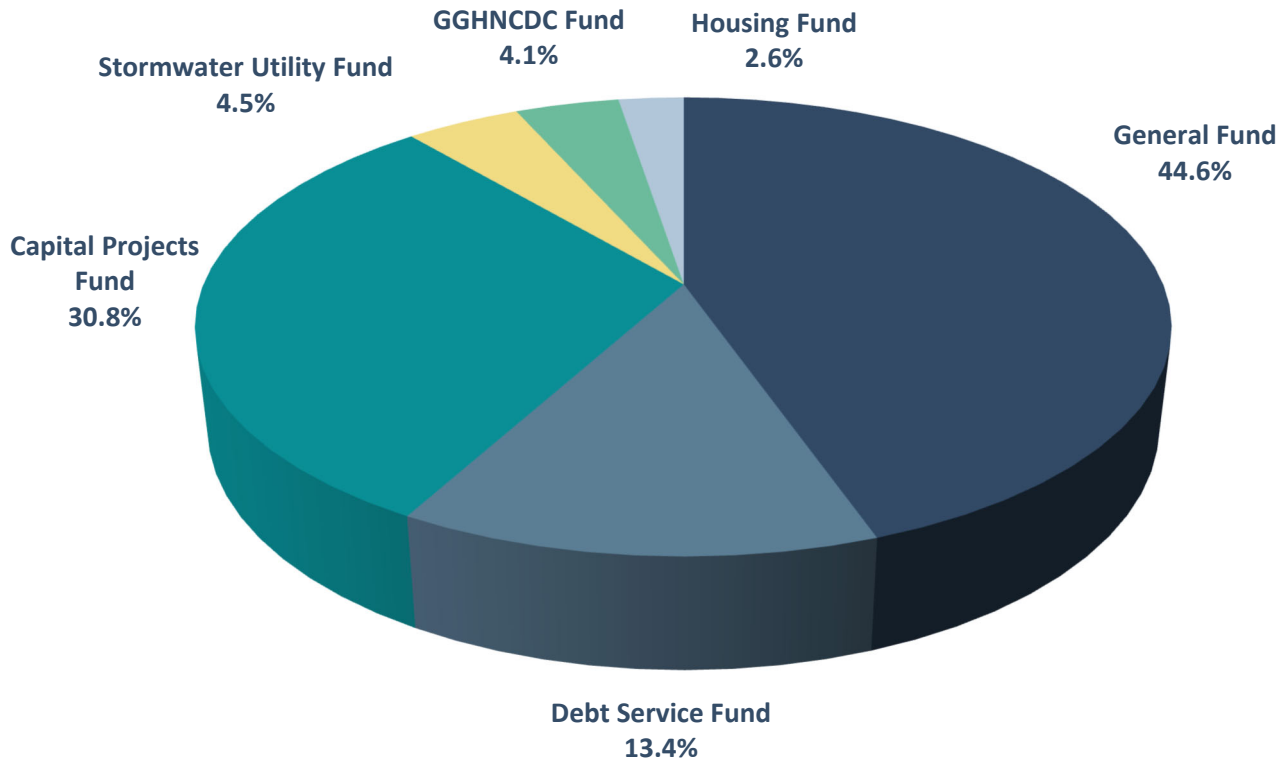
Housing Fund

This is a new fund as of Fiscal Year 2024. This fund is used to account for and report the costs associated with the development, implementation, and delivery of the strategies and tactics identified within the Town's adopted Workforce Housing Framework. The current sources of revenue are transfers from the General Fund and Capital Projects Fund, a portion of which is ARPA funding.



TOWN OF HILTON HEAD ISLAND: FY 2024 CONSOLIDATED BUDGET

Fund Percentages



Expenditures	FY 2021 Actual*	FY 2022 Actual	FY 2023 Original Budget	FY 2024 Adopted Budget	Compared to FY23 Original Budget	
					\$ Change	% Change
General Fund	\$ 40,959,948	\$ 43,641,527	\$ 48,621,804	\$ 57,980,977	\$ 9,359,173	19.2%
Debt Service Fund	19,815,012	19,330,666	19,374,081	17,397,233	\$ (1,976,848)	-10.2%
Capital Projects Fund	14,061,999	7,554,151	45,671,933	39,993,081	\$ (5,678,852)	-12.4%
Stormwater Utility Fund	4,893,127	4,589,552	5,833,296	5,885,817	\$ 52,521	0.9%
Subtotal	79,730,086	75,115,896	119,501,114	121,257,108	1,755,994	1.5%
GGHNCDC Fund	-	-	-	5,343,185	\$ 5,343,185	0.0%
Housing Fund	-	-	-	3,350,000	\$ 3,350,000	0.0%
Consolidated Budget	\$ 79,730,086	\$ 75,115,896	\$ 119,501,114	\$ 129,950,293	\$ 10,449,179	8.7%

*FY 2021 expenditures were intentionally reduced during the Covid-19 pandemic while the impacts on revenues were unknown.

TOWN OF HILTON HEAD ISLAND: FY 2024 BUDGET HIGHLIGHTS

Overall Highlights

Consolidated Budget Revenues – All Budgeted Funds

Revenues	FY 2022 Actual	FY 2023 Original Budget	FY 2023 Revised Budget	FY 2024 Adopted Budget	Compared to FY23 Original Budget		Compared to FY23 Revised Budget	
					\$ Change	% Change	\$ Change	% Change
Property Taxes	\$ 21,972,298	\$ 21,425,825	\$ 21,425,825	\$ 22,412,300	\$ 986,475	4.6%	\$ 986,475	4.6%
Business Licenses	14,110,311	10,600,393	10,600,393	12,421,015	1,820,622	17.2%	1,820,622	17.2%
Franchise Fees	1,136,607	996,752	996,752	1,020,402	23,650	2.4%	23,650	2.4%
Stormwater Utility Fees	5,081,075	5,044,000	5,044,000	5,104,075	60,075	1.2%	60,075	1.2%
Local Accomodations Tax	7,026,531	4,779,690	4,779,690	7,034,520	2,254,830	47.2%	2,254,830	47.2%
EMS Revenue	2,016,643	1,838,000	1,838,000	2,117,000	279,000	15.2%	279,000	15.2%
Permits & Fees	2,001,046	2,468,323	2,552,457	4,100,225	1,631,902	66.1%	1,547,768	60.6%
Intergovernmental	633,244	915,878	915,878	926,755	10,877	1.2%	10,877	1.2%
Lease	-	7,742,473	7,742,473	7,944,420	201,947	2.6%	201,947	2.6%
Grants	323,047	3,606,111	8,217,256	6,409,043	2,802,932	77.7%	(1,808,213)	-22.0%
Interest Income	85,181	67,750	67,750	719,315	651,565	961.7%	651,565	961.7%
Misc Income*	1,233,945	3,563,433	3,558,358	3,622,271	58,838	1.7%	63,913	1.8%
Total Revenues	\$ 55,619,928	\$ 63,048,628	\$ 67,738,832	\$ 73,831,341	\$ 10,782,713	17.1%	\$ 6,092,509	9.0%
Other Financing Sources								
Prior Year Funds	\$ -	\$ 769,296	\$ 3,020,611	\$ 571,117	\$ (198,179)	-25.8%	\$ (2,449,494)	-81.1%
Transfers In:								
From General Fund-FY23 Housing	549,261	-	-	1,000,000	1,000,000	0.0%	1,000,000	0.0%
From General Fund-FY24 Housing	-	-	-	1,000,000	1,000,000	0.0%	1,000,000	0.0%
From General Fund-Land Acquisition	-	-	-	1,000,000	1,000,000	0.0%	1,000,000	0.0%
From Beach Fee	5,057,760	8,785,883	9,085,883	12,987,883	4,202,000	47.8%	3,902,000	42.9%
From Hospitality Tax	2,326,712	13,492,587	13,455,421	9,359,558	(4,133,029)	-30.6%	(4,095,863)	-30.4%
From TIF Tax	5,561,934	8,267,799	8,028,556	8,420,759	152,960	1.9%	392,203	4.9%
From Road Usage Fee	372,811	3,508,555	3,497,606	3,600,000	91,445	2.6%	102,394	2.9%
From State ATAX	1,695,211	5,554,211	7,044,211	6,515,021	960,810	17.3%	(529,190)	-7.5%
From Real Estate Transfer Fee	1,188,394	1,097,350	1,097,350	1,995,850	898,500	81.9%	898,500	81.9%
From Electric Franchise Fee	2,013,224	9,283,922	10,033,171	8,333,764	(950,158)	-10.2%	(1,699,407)	-16.9%
From Short Term Rental Fee	-	1,200,118	830,138	-	(1,200,118)	-100.0%	(830,138)	-100.0%
From Capital Projects Fund	-	-	-	350,000	350,000	0.0%	350,000	0.0%
From Sale of Equipment/Vehicles	90,171	-	-	-	-	0.0%	-	0.0%
From Natural Disaster Fund	3,535,665	3,537,765	3,537,765	-	(3,537,765)	-100.0%	(3,537,765)	-100.0%
From Stormwater Fee	2,159,613	955,000	955,000	985,000	30,000	3.1%	30,000	3.1%
Total Transfers In	24,550,756	55,683,190	57,565,101	55,547,835	(135,355)	-0.2%	(2,017,266)	-3.5%
Total Other Financing Sources	\$ 24,550,756	\$ 56,452,486	\$ 60,585,712	\$ 56,118,952	\$ (333,534)	-0.6%	\$ (4,466,760)	-7.4%
Total Revenues and Other Financing Sources	\$ 80,170,684	\$ 119,501,114	\$ 128,324,544	\$ 129,950,293	\$ 10,449,179	8.7%	\$ 1,625,749	1.3%

*Misc. Income in the General Fund includes Beach Services and Other Revenue

*Misc. Income in the CIP Fund includes Sunday Liquor Permit Fees, Impact Fees, Capital, and Sale of Land / Equipment

TOWN OF HILTON HEAD ISLAND: FY 2024 BUDGET HIGHLIGHTS

Overall Highlights

- The current millage rate is 23.1 mills; however, it is expected to be lowered to offset the updated values from the reappraisal process for a revenue neutral outcome. Until this happens, we are presenting the tax rate at the same rate.
- Priority-based budget that is funding the Town's Strategic Plan. Town Council's Top 15 Priorities are:
 - **Establish a Growth Management Strategy** (in Community Development budget)
 - **Implement the Workforce Housing Framework – Finding Home** (Established a new Housing Fund)
 - **Adopt Major Corridor/Street Enhancement Policies** (Funded in Community Development/CIP budgets)
 - **Develop William Hilton Parkway Gateway Corridor Plan** (Funded in Community Development/CIP budgets)
 - **Commence Operations of the Gullah Geechee Historic Neighborhoods Community Development Corporation** (The proposed budget contains a new fund for these initiatives and activities)
 - **Identify Strengths, Weaknesses, Opportunities & Threats (SWOT) of Hilton Head Island Resiliency and Establish an Island Resiliency Plan** (Community Development and Stormwater budgets)
 - **Implement the Capital Improvement Program (CIP)** (Community Development/CIP budgets)
 - **Update the Town's Land Acquisition Manual** (Community Development budget)
 - **Conduct a Strengths, Weaknesses, Opportunities & Threats (SWOT) of Hilton Head Island Solid Waste & Recycling** (Funded in the Community Development budget)
 - **Implement the Destination Marketing Organization (DMO) Marketing Plan & Measure Performance** (ATAX funding)
 - **Assess Alternative Revenue Sources and Funding Opportunities** (General Fund and Stormwater budgets)
 - **Short-Term Rental Assessment and Program Implementation** (Program is funded in Technology & Innovation, Public Safety, and other General Fund budgets)
 - **Complete Implementation of the Gullah Geechee Task Force Work Plan** (Funded in the Community Development budgets)
 - **Assist with St. James Baptist Church Mitigation/Relocation Plan** (Funded by the FAA, South Carolina, Beaufort County and the Town of Hilton Head Island)
 - **Implement Beach Park Enhancements** (Funded in the CIP budget)
- Increased Fund Balances due to prior year unspent funds, as well as Fund Balance Policy improvements to continue Fund Balance growth percentage.
- Enhanced revenues through growth related application fee enhancements:
 - Addition of Residential Plan Review Fees (increase of \$280,000)
 - Addition of Stormwater Plan Review and Inspection Fees (increase of \$371,025)
 - Continued improved collections of our economic based revenues
 - First full year of the new EMS ambulance rate structure based on federal reimbursement rates
- State ATAX Funding to increase support of both the General Fund and investments in the Island via the Capital Projects Fund.

TOWN OF HILTON HEAD ISLAND: FY 2024 BUDGET HIGHLIGHTS

Overall Highlights

- Continued funding for the Sewer Connection (\$100,000) and Home Safety and Repair (\$200,000) Programs
- Funds provided for Housing (\$2.0m) and Land Acquisition (\$1.0m) without taking funding away from employees or operations.
- Addition of two new Funds – Housing and Gullah Geechee Historic Neighborhoods Community Development Corporation (GGHNCDC):
 - The Housing Fund will demonstrate the Island’s commitment to being a part of the solution by facilitating the deployment of funds previously designated by Town Council to this important issue.
 - The Gullah Geechee Historic Neighborhoods Community Development Corporation Fund will deploy the SC grant and the County grant (ARPA funds) received in FY23 into FY24 via a newly selected Executive Director and Board of Directors.

TOWN OF HILTON HEAD ISLAND: FY 2024 BUDGET HIGHLIGHTS

Overall Highlights

Consolidated Budget Expenditures – All Budgeted Funds

Expenditures	FY 2023 Original	FY 2023 Revised	FY 2024 Adopted	Compared to FY23 Original Budget		Compared to FY23 Revised Budget	
				\$ Change	% Change	\$ Change	% Change
General Fund	\$ 48,621,804	\$ 49,861,416	\$ 57,980,977	\$ 9,359,173	19.2%	\$ 8,119,561	16.3%
Debt Service Fund	19,374,081	19,374,081	17,397,233	\$ (1,976,848)	-10.2%	\$ (1,976,848)	-10.2%
Capital Projects Fund	45,671,933	45,671,933	39,993,081	\$ (5,678,852)	-12.4%	\$ (5,678,852)	-12.4%
Stormwater Utility Fund	5,833,296	6,917,114	5,885,817	\$ 52,521	0.9%	\$ (1,031,297)	-14.9%
Subtotal	119,501,114	121,824,544	121,257,108	\$ 1,755,994	1.5%	\$ (567,436)	-0.5%
GGHNCDC Fund	-	5,500,000	5,343,185	\$ 5,343,185	n/a	\$ (156,815)	-2.9%
Housing Fund	-	-	3,350,000	\$ 3,350,000	n/a	\$ 3,350,000	0.0%
Consolidated Budget	\$ 119,501,114	\$ 127,324,544	\$ 129,950,293	\$ 10,449,179	8.7%	\$ 2,625,749	2.1%

- Sources of Funds – Two years of strong collections are now being reflected in the budget. Revenues as compared to the FY2023 Original Budget:
 - **Property Taxes** – Increased \$986k (4.6%) to reflect collection rates.
 - **Business Licenses** – Increased \$1.8m (17.2%) to be in line with actuals.
 - **Franchise Fees** – Increased \$23k (2.4%) to match expected revenue.
 - **Stormwater Utility Fees** – Slight increase of \$60k (1.2%) to reflect actual collection.
 - **Local Accommodations Tax** – Increased \$2.2m (47.2%) to mirror actuals.
 - **EMS Revenue** – Increased \$279k (15.2%) to reflect the rate increases and call volume increase.
 - **Permits & Fees** – Increased \$1.6m (66.1%) to reflect new plan review and Stormwater permit fee adjustments, and the first full year of Short-Term Rental Permit fees.
 - **Intergovernmental** – Increased \$10k (1.2%) to reflect the amount we expect from the State.
 - **Lease** – Increased \$201k (2.6%) to reflect the lease expected for the Fire Truck replacements.
 - **Grants** – Increased \$2.8m (77.7%), mostly attributed to the start-up of the GGHNCDC / Housing Funds, and ARPA funds for Northpoint.
 - **Interest Income** – Increased \$651k (961.7%) to reflect all time high levels.
 - **Miscellaneous** – Includes Beach Services and Other Revenue in the General Fund, which decreased by \$55k (-9.6%), and Sunday Liquor Permit Fees, Impact Fees, Capital, and Sale of Land/Equipment in the CIP, which increased by \$114k (3.8%).
 - **Transfers In** – Decreased by \$135k (-0.2%) across all funds.
 - **Prior Year Unspent Funds** – Decreased by \$198k (-25.8%) and includes funds to continue LMO Code amendments and district planning, as well as prior year Stormwater Fees.

TOWN OF HILTON HEAD ISLAND: FY 2024 BUDGET HIGHLIGHTS

Overall Highlights

- Uses of Funds:
 - **Personnel and Benefits** – Increased \$5.3m (17.0%) and includes 14 new full-time positions, plus part-time employees, seasonal Beach Ambassadors, and GGHNCDC personnel.
 - **Operating** – Increased \$4.1m (30.7%) and includes all Departmental, Stormwater and GGHNCDC operating costs.
 - **Contracted Public Safety** – Decreased \$30k (-1.1%) as some security services shifted to the Town’s Public Safety Department.
 - **Affiliated Agency Partnerships** – Funding requests increased \$72k (3.2%), not including Habitat for Humanity.
 - **Transfers Out** – Increased \$3.0m (317.3%) due to the Transfers from the General Fund to the Housing Fund and Land Acquisition Fund.
 - **Debt Service** – Decreased \$2.0m (10.0%) due to debt reduction.
 - **Beach Projects** – Increased \$1.7m (59.9%). Major projects include Islanders Beach Park Improvements, Driessen Beach Park Improvements, Other Beach Park Maintenance & Improvements, Harbour Town Dredging, and Beach Renourishment preparations.
 - **Pathway Projects** – Increased \$86k (1.8%). Major projects include Shelter Cove Lane, William Hilton Parkway EB (Shelter Cove Ln. to Mathews Dr./Folly Field Rd. and Arrow Rd. to Wexford), Jonesville Rd., Dunnagan’s Alley (Wexford to Arrow Rd.), and Cordillo Parkway at Pope Ave.
 - **Roadway Projects** – Decreased \$1.9m (-23.9%). Major projects include Dirt Road Acquisition & Paving, William Hilton Parkway Enhancements, Pope Ave., Palmetto Bay Rd., Arrow Rd., and New Orleans Rd. Enhancements, Main Street Enhancements, and Squire Pope Crosswalks.
 - **Park Projects** – Decreased \$4.6m (-33.8%). Major projects include Mid-Island, Chaplin, Crossings, Chaplin Linear, Patterson, Taylor, Barker and Ford Shell Ring parks.
 - **Facility and Equipment Projects** – Increased \$261k (4.1%). Includes Town Facility enhancements & assessments, SCDOT Toll Plaza demolition, Coastal Discovery Museum, Mitchelville Freedom Park, IT Equipment & Software, Security Cameras & Connectivity, Fire/Medical Systems & Replacement, and Stormwater capital projects.
 - **Fleet Projects** – Increased \$162k (2.0%).
 - **Land Acquisition Administration**– Increased \$2.6m (866.7%) due to funds for land acquisition and public infrastructure in the GGHNCDC budget. Funds for other land purchases will be brought forth separately for approval via budget amendments. **\$1.0 million is reserved in Land Acquisition Fund Balance.**
 - **Housing** – Increased \$2.0m (142.9%), with a \$2m transfer from the General Fund to a new Housing Fund, a \$350k transfer from CIP for Impact Fee / Down Payment assistance, and \$1m ARPA funding previously in CIP for the Northpoint Housing Partnership.
 - **Stormwater Corrective & Routine Maintenance** – Increased \$140k (6.7%).
 - **Stormwater Modeling, Analysis, Monitoring** – Decreased \$241k (-34.3%).
 - Allows for Town staff to locate in leased space at approximately \$8,500 per month / Town Manager requests to execute lease in FY24.
 - Town Council must provide direction on bond financing strategy at this time.

TOWN OF HILTON HEAD ISLAND: FY 2024 BUDGET HIGHLIGHTS

General Fund Highlights

Revenues

- After two years of record high level of revenue collections - our projections moderate for FY24
 - Beach Preservation Fee, Hospitality Tax, State ATAX, and Local ATAX have all recorded revenue records in the past two years.
- State ATAX Funding is all-inclusive of the state's required formula portions and Town grant amount. In the General Fund, \$3.5 million State ATAX funds, increased \$1.1 million (43.8%), will be used toward:
 - Cultural Affairs – Marketing and Community Celebrations and Events
 - Communications – Social Media and Marketing
 - Public Safety – Fire Rescue, Code Enforcement and Beach Services
 - Facilities Management – Roadside, Pathway and Public Park Maintenance
- Local ATAX - \$7.0 million, increased \$2.2 million (47.2%), and will be used toward:
 - Cultural Affairs
 - Code Enforcement
 - Revenue Collection
 - Facilities Maintenance of public spaces and roads
 - Fire Rescue emergency services
- Business Licenses - \$12.4 million, increased \$1.8 million (17.2%), and will be used for:
 - Business License Operating Costs
 - Website Enhancements and Support
 - Online portal payment program
 - Office of Cultural Affairs programming
 - General maintenance of Island pathways, open space, and roadways
- Short-Term Rental Fee – FY24 is the first full year – \$1.75 million, increased \$950k (118.8%), and will be used for:
 - Software Hosting
 - Administrative, Code Enforcement and Legal support
 - Operational Costs
- Hospitality Tax – \$5.0 million (same as FY23 budget) will fund the lease of new Fire Trucks and enhanced Fire Rescue operations.
- EMS Services - \$2.1 million, increased \$279k (15.2%) due to FY23 rate increase and increase in call volume.
- Investment income is expected to increase by \$549k (over 1,500%)!
- New Community Development Residential Plan Review Fee adds \$280k to the Revenue budget.

TOWN OF HILTON HEAD ISLAND: FY 2024 BUDGET HIGHLIGHTS

General Fund Highlights

Personnel

- Commitment to recruiting and retaining employees with benefit package enhancements including:
 - Up to 4% performance-based salary increases effective July 2023 (\$881,767)
 - Tuition Reimbursement Increase from \$3,000 to \$5,000 per employee per year
 - New Wellness Reimbursement of \$300 per employee per year
 - Continuation of enhancements introduced in FY23 including:
 - 401k retirement plan contribution increase
 - Medflex reimbursement increase
 - Vacation buy-back option
 - Coverage of SC unfunded mandates for health insurance and F/R retirement premium increases
 - BCSO Island resident stipend increase from \$350 to \$550 per month for 16 employees
 - Town Staff class & compensation calibration
 - Fire Rescue compensation adjustments and overtime policy enhancements

- Addition of 12 new full-time positions in the General Fund, and 2 in the Stormwater Fund:
 - Assistant Finance Director
 - Marketing & Engagement Director
 - Beach Facilities Technician (1) & Grounds Crew (1)
 - (2) Construction Project Managers: (1) effective July 2023 and (1) effective January 2024
 - (2) Firefighters
 - Fire Rescue Communications & Marketing Administrator
 - Fire Inspector
 - Mechanic
 - EMS Lieutenant
 - Stormwater Maintenance Administrator (Funded in the Stormwater Fund)
 - Stormwater Inspector (Funded in the Stormwater Fund)

- Includes several part-time and seasonal employees:
 - 12 Part-time employees to assist the following departments with special projects and initiatives
 - Fire Rescue Operations & Dispatch
 - Office of Cultural Affairs
 - Communications
 - Community Development
 - Technology & Innovation
 - 5 seasonal beach ambassadors to provide an enhanced island experience for residents and visitors

- Town Council salary processing proposal:
 - Current Town Council member salary is \$12,800 plus a stipend of \$50 per meeting, not to exceed a total of \$20,300.
 - Current Mayor salary is \$25,000 plus a stipend of \$50 per meeting, not to exceed a total of \$32,500.
 - Proposed is a set salary of \$20,300 for Town Council members, and \$32,500 for the Mayor.

TOWN OF HILTON HEAD ISLAND: FY 2024 BUDGET HIGHLIGHTS

General Fund Highlights

Operations

- Lean operating budget to allow for thoughtful and sustainable growth.
- Comprehensive LMO Code amendments.
- Planning for Island-Wide Illustrative Master Plan, Conditions and Trends Completion, District Planning, Future Land Use Map, and Comp Plan amendments.
- Permitting & Plan Review Process Improvements including proposed fee adjustments.
- Addition of leased office space to provide our growing workforce with an environment for productivity and collaboration.
- Professional Video production for Fire Rescue and Town Staff recruitment and retention purposes.
- Prioritization on communications including expanding social media, marketing, and communications for Fire Rescue.
- Funding for enhanced services to reach our citizens with on-demand translation services (in-person, virtual, written, and via phone).
- Continued Public Safety enhancements, including the addition of Flock safety cameras and trail cameras.
- 360/40 and Music Festival – Celebration of the 360th anniversary of the sighting of Hilton Head Island and the Town's 40th anniversary – to be funded by ATAX.
- Enhancements to the development of community events such as Crescendo, Lantern Parade, Earth Day, Tree and Menorah Lighting.
- Continued expansion of Christmas and holiday lighting throughout the Island.
- Funding for continuing professional development, employee training and certification programs.

TOWN OF HILTON HEAD ISLAND: FY 2024 BUDGET HIGHLIGHTS

General Fund Highlights

Operations, cont.

- Increased funding for Park Maintenance, Road Maintenance, Landscape Maintenance and Corridor Safety Enhancements to provide more attention and care to these areas.
- Detailed plan for improvements and repairs around the island, including playgrounds, decking and boardwalks, parking lots, town owned buildings, mobi-mats, etc.
- Focus on Beach Operations, including additional beach facility staff and resources, to enhance the beach appearance and experience.
- Transition of several Town software applications to the Cloud for ease of access and enhanced IT Staff support.
- Growth in the Bank Charge budget tied to the growth in Town revenue collections.
- Increased funding for Shore Beach Services to account for higher fuel prices, and labor costs due to additional beach matting / expanded trash pickup.
- Continuation of the \$2.0 million accrual per year for Beaufort County Sheriff's Office while the case is pending. At the end of FY24, the total accrued will be \$8.0 million.

Affiliated Agencies:

- The Town Council priority-based application process is now in place. The funding requests received from our Community Partners are:
 - Island Recreation Association - \$1,123,766 (Increased \$24,462)
 - Mitchelville Preservation Project - \$105,000 (No change) – Based on Town Council approved MOU
 - Coastal Discovery Museum - \$102,432* (Increased \$9,657)
 - USCB Event Management and Hospitality Program - \$238,985 (Increased \$48,891) – Based on Town Code – 5% of Local 1% ATAX
 - LRTA / Palmetto Breeze - \$277,842** (Decreased \$4,562)
 - Solicitor's Office Career Criminal Program and Multidisciplinary Court - \$168,500 (No change)
 - Heritage Classic Foundation - \$307,469 (Increased \$8,956) – Based on Town Council approved contract
 - Beaufort County EDC - \$40,000* (Increased \$15,000)
 - Habitat for Humanity - \$500,000 (First time application, not currently in FY24 budget)
 - **Total Affiliated Agency Support: \$2,393,994 (Equals approximately 2.4 Mills)**

**Applications were not submitted by the application deadline*

***Application for \$249,911 was submitted timely, with a request to increase funding to \$277,842 after the deadline*

TOWN OF HILTON HEAD ISLAND: FY 2024 BUDGET HIGHLIGHTS

Debt Service Fund Highlights

- \$15 million debt reduction in FY21 and FY22, \$16 million debt reduction in FY23, plus \$15.8 million debt reduction in FY24.
- Without a bond issue, FY24 would be the 6th year in a row the Town's net debt declined – FY19, 20, 21, 22, 23 and now FY24.
- Bonds issued after Hurricane Matthew to reinstate the Disaster Fund have been fully repaid.
- Budget includes both General Obligation (GO) and Special Revenue bonds.
- No change in the millage for Debt Service (pending reappraisal).
- The Town will continue to seek out refunding opportunities.
- The Town continues to improve its financial position and capacity by steadily decreasing debt, increasing reserves, and increasing assessed values.
- The Town will issue a lease for the Fire Trucks – the lease payments are built into the General Fund Fire Rescue budget as a signal that regular replacement is a priority and is expected.
- Stormwater bonds are paid through the Stormwater Fund.
- We are in the early stages of possibly planning a new bond issue this year.
- Total Budget \$17,397,233 – a decrease of \$1,9 million (-10.2%):
 - **Principal** - \$12.9 million – Decrease of \$3.0 million
 - **Interest** - \$2.8 million – Decrease of \$479k
 - **Administrative** - \$92.5k – Increase of \$62.5k
 - **New Debt** - \$1.5 million
- Bonds are paid for by Property Taxes, Transfers In and Investment Income:
 - **Property Tax** – \$5.4 million – 31.5% of the budget
 - **Beach Preservation Fee Transfer In** - \$4.4 million – 25.6% of the budget
 - **Hospitality Fee Transfer In** - \$1.9 million – 11.2% of the budget
 - **TIF Transfer In** - \$3.9 million – 22.6% of the budget
 - **Real Estate Transfer Fee Transfer In** - \$1.6 million – 9.2% of the budget
 - **Investment Income** - \$14k - < 1% of the budget

TOWN OF HILTON HEAD ISLAND: FY 2024 BUDGET HIGHLIGHTS

Capital Projects Fund Highlights

- The Capital Improvement Program supports the Town’s Right Sized Infrastructure Strategic Plan.
- A 5-Year Capital Plan has been developed for FY24 through FY28; the first year is funded – the budget proposal requests appropriations for FY24 and provides initial draft plans for years two through five.
- The FY24 CIP contains several existing projects currently under way, as well as funding for new projects, for a full, impactful, and attainable CIP program.
- Two Construction Project Managers (one effective July and one effective January) have been added to the Capital Projects team to assist with the execution and delivery of the Capital Plan.
- Project timelines are scheduled to balance stages and create coordination between projects – planning / design / permitting / construction.
- Safety along the William Hilton Parkway Corridor is prioritized.
- Funds for tree planting and landscape enhancements (\$500k) have been earmarked for FY24.
- Delivery of the new Fire Trucks is expected mid FY24.
- New / replacement vehicles will be electric when possible and practical.
- State ATAX funding has been included again this year and is planned to help fund our tourism-related projects.
- The current FY24 CIP includes projects for:

	<u>Carry Forward</u>	<u>New Funds</u>	<u>Total Budget</u>
○ Beaches	\$ 1,556,000	\$ 3,000,000	\$ 4,556,000
○ Pathways	\$ 2,385,000	\$ 2,425,000	\$ 4,810,000
○ Parks	\$ 5,350,000	\$ 3,779,500	\$ 9,129,500
○ Facilities & Equipment	\$ 950,000	\$ 5,613,696	\$ 6,563,696
○ Fleet	\$ 7,518,420	\$ 811,000	\$ 8,329,420
○ Roadways	\$ 3,892,020	\$ 2,312,445	\$ 6,204,465
○ Land Acquisition Admin	\$ 290,000	\$ 110,000	\$ 400,000*
○ Total CIP	\$ 21,941,440	\$ 18,051,641	\$ 39,993,081

**Land Acquisition budget is only for soft costs including ROW, Survey, Appraisals, Legal Fees, etc. Land Purchases are expected and funding for those will be brought forth separately for approval via budget amendments. In the FY24 budget, \$1.0 million has been set aside in the Land Acquisition Fund Balance.*

TOWN OF HILTON HEAD ISLAND: FY 2024 BUDGET HIGHLIGHTS

Stormwater Fund Highlights

- New Fee Schedule to support the enforcement of unfunded Federal and State water quality regulations per the terms of our current State-issued NPDES Permit.
- A Stormwater Rate Study is planned for FY24.
- Two new FTEs - a Stormwater Maintenance Administrator and a Stormwater Inspector, to assist with corrective maintenance, capital projects, plan reviews and inspections.
- The majority of funds are programmed for routine maintenance, corrective maintenance, and capital projects.
- Lean operating budget within the current rate structure.
- More transparency in project development.
- Emphasis on Corrective Maintenance of systems:
 - Public systems - \$360,000
 - POA Agreement systems - \$500,000
- Funding included for Routine Maintenance:
 - Channel Maintenance - \$320,000
 - Street Sweeping - \$160,000
 - Pond Maintenance - \$10,000
- Planned funding for other expected maintenance:
 - Pump Stations - \$390,000
 - Maintenance Contingency - \$500,000
- Funding included for Monitoring, Modeling and Analysis:
 - Water Quality Monitoring & Tide Monitoring - \$113,180
 - Inventory & Modeling, Sea Pines - \$350,000
 - Stormwater Rate Study - \$50,000
- Transfer of \$860,000 to the CIP for the following Stormwater Capital Projects:
 - Cordillo Courts Improvements – permit and construct - \$70,000
 - Moonshell – permit and construct - \$92,000
 - Gum Tree Road project – permit and construct - \$80,000
 - Jarvis Outfall – construct - \$100,000
 - Wexford Debris System – design - \$123,000
 - Lawton Pump Station – install new pumps - \$350,000
 - Pump Station Security Cameras – install - \$45,000

TOWN OF HILTON HEAD ISLAND: FY 2024 BUDGET HIGHLIGHTS

Gullah Geechee Historic Neighborhoods Community Development Corporation Fund Highlights

- A Board of Directors has been appointed by Town Council to oversee and guide the development of the Corporation and its organizational objectives.
- An Executive Director will be hired through coordination between the Town Manager and the appointed Board in the coming months.
- Funding for the Corporation's start up provided by a \$5 million South Carolina earmark, and the remainder of the \$500k Beaufort County Grant (\$343,185 - funds derived from ARPA) received in FY23.
- Planned expenses include the below, which will be refined by the Executive Director and Board of Directors upon placement:
 - Personnel for an Executive Director who will report to the Town Manager
 - Operating expenses, including Office Space, Computers and Software, Marketing, Promotion and Hospitality, etc.
 - Professional Services, including start-up Legal Services, Planning Services, Public Education/Outreach, etc.
 - Grants, Incentives and Loans for Small Business Development, and Attraction, Retention, and Investment
 - Capital Outlay for Land/Easement Acquisition and Public Infrastructure
 - Miscellaneous Project Expenses and Contingency

TOWN OF HILTON HEAD ISLAND: FY 2024 BUDGET HIGHLIGHTS

Housing Fund Highlights

- In November 2022, Town Council voted to allocate \$1 million from the General Fund budget to the implementation of the Workforce Housing Framework. In February 2023, a budget amendment was passed which directed these funds to be set aside in a specially designated portion of the General Fund balance for this purpose. In FY24, it is proposed to move these funds from the General Fund balance to the Housing Fund for future Housing projects.
- In the FY24 Budget, an additional \$1 million will be transferred from the General Fund to the new Housing Fund to support the Workforce Housing Framework.
- For the Northpoint Housing Partnership, \$1 million in ARPA funding will be transferred from the CIP to the Housing Fund. This project is currently underway with support for road, water, sewer, and/or utility infrastructure necessary to facilitate the creation of workforce housing through a public-private partnership.
- \$350k will also be transferred from the CIP to the Housing Fund. These funds were initially set aside in the General Fund from a legal settlement, then were transferred to the CIP.
- New Housing Initiatives to be identified by Town Council in the coming Fiscal Year.
- Regional Housing Trust Fund Dues will be paid by the Housing Fund. FY24 contribution \$86,559.

Year Sum	Beaufort County	Hilton Head Island	Bluffton	Port Royal	City of Beaufort	Jasper County	Hardeeville	Yemassee	
Y1*	\$2,035,058	\$1,119,523	\$156,815	\$59,474	\$197,669	\$200,671	\$175,240	\$108,699	\$16,967

*Year 1 = 3% of American Rescue Plan funds

Y2	\$515,000	\$228,605	\$86,559	\$63,702	\$32,683	\$31,274	\$57,117	\$12,579	\$2,482
Y3	\$530,750	\$235,596	\$89,206	\$65,650	\$33,682	\$32,230	\$58,864	\$12,964	\$2,558
Y4	\$546,672	\$242,664	\$91,882	\$67,619	\$34,693	\$33,197	\$60,629	\$13,353	\$2,635
Y5	\$563,072	\$249,944	\$94,639	\$69,648	\$35,734	\$34,193	\$62,448	\$13,753	\$2,714
Y6	\$579,965	\$257,442	\$97,478	\$71,737	\$36,806	\$35,219	\$64,322	\$14,166	\$2,795
Y7	\$597,363	\$265,165	\$100,402	\$73,889	\$37,910	\$36,275	\$66,251	\$14,591	\$2,879
Y8	\$615,284	\$273,120	\$103,414	\$76,106	\$39,047	\$37,364	\$68,239	\$15,028	\$2,966
Y9	\$633,743	\$281,314	\$106,517	\$78,389	\$40,218	\$38,485	\$70,286	\$15,479	\$3,055
Y10	\$652,755	\$289,753	\$109,712	\$80,741	\$41,425	\$39,639	\$72,395	\$15,944	\$3,146
Sum	\$7,269,662	\$3,443,127	\$1,036,623	\$706,955	\$529,866	\$518,548	\$755,791	\$236,555	\$42,197

2024



BUDGET SNAPSHOT

2 NEW FUNDS ADDED!

- GULLAH GEECHEE HISTORIC NEIGHBORHOODS COMMUNITY DEVELOPMENT CORPORATION FUND
- HOUSING FUND



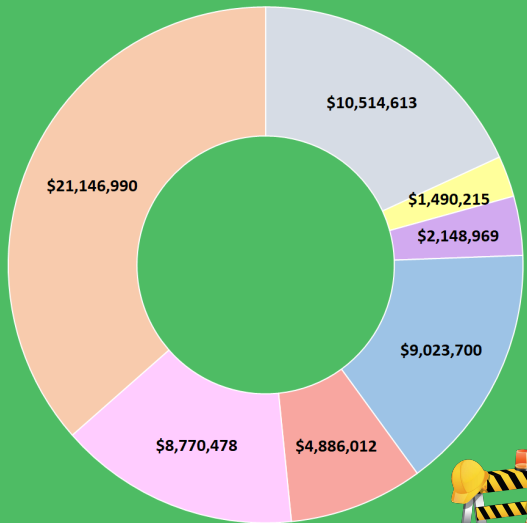
CONSOLIDATED BUDGET

\$129,950,293

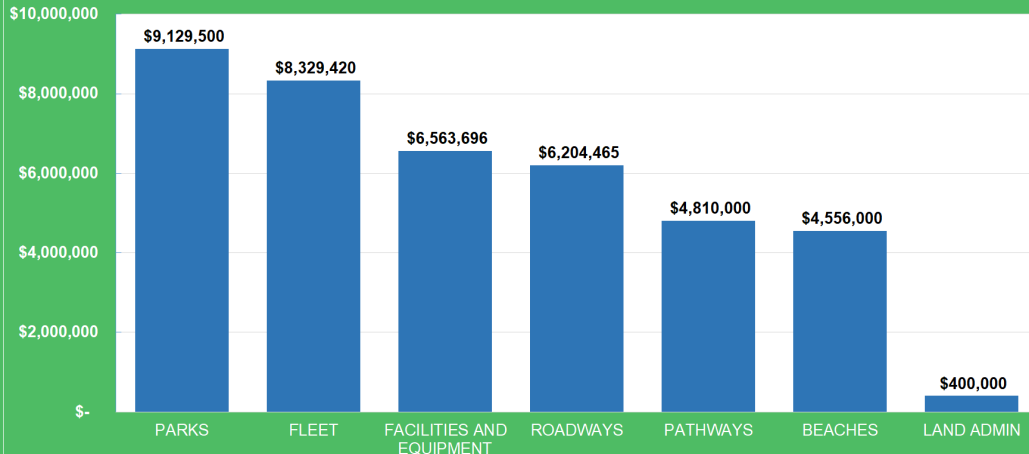
GENERAL FUND	\$ 57,980,977
CAPITAL PROJECTS FUND	39,993,081
STORMWATER UTILITY FUND	5,885,817
DEBT SERVICE FUND	17,397,233
GGHNCDC FUND	5,343,185
HOUSING FUND	3,350,000

GENERAL FUND EXPENDITURES

- TOWNWIDE & TRANSFERS OUT
- PUBLIC SAFETY
- GENERAL GOVERNMENT
- MANAGEMENT SERVICES
- COMMUNITY DEVELOPMENT
- INFRASTRUCTURE SERVICES
- FIRE RESCUE



CAPITAL IMPROVEMENTS PROGRAM



\$985,000

ESTIMATED VALUE OF A MILL



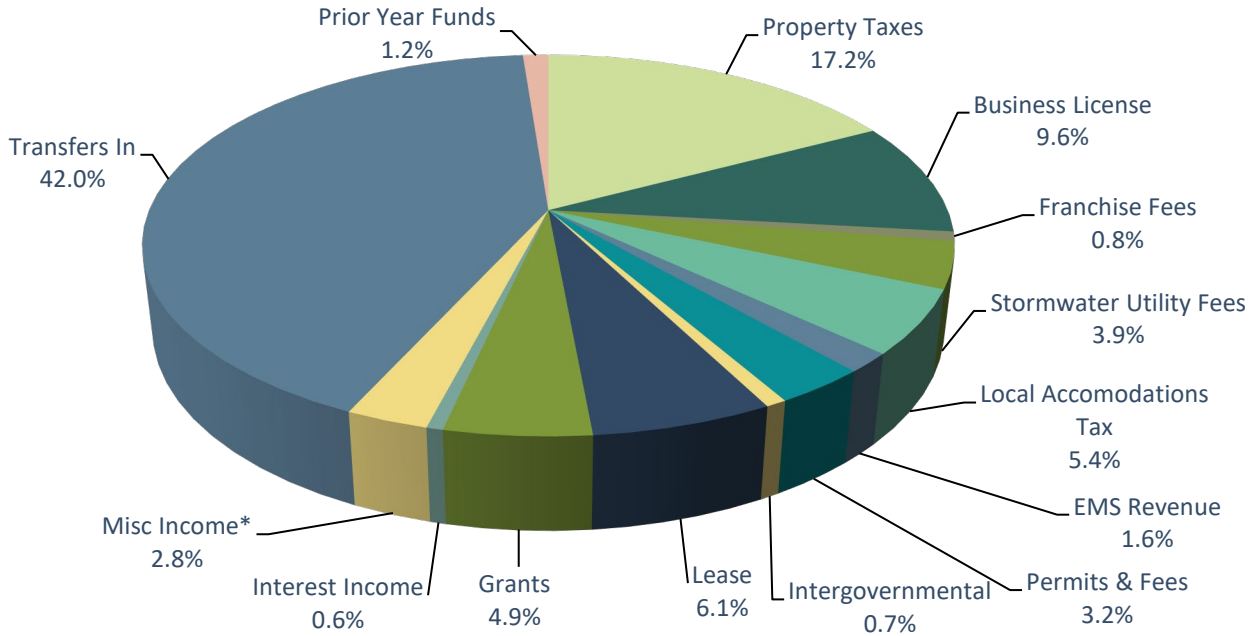
GENERAL FUND REVENUES



19.2 %

Sources of Funds: General, Debt, CIP, Stormwater, GGHNCDC and Housing Funds

Fiscal Year 2024 Consolidated Budget - \$129,950,293

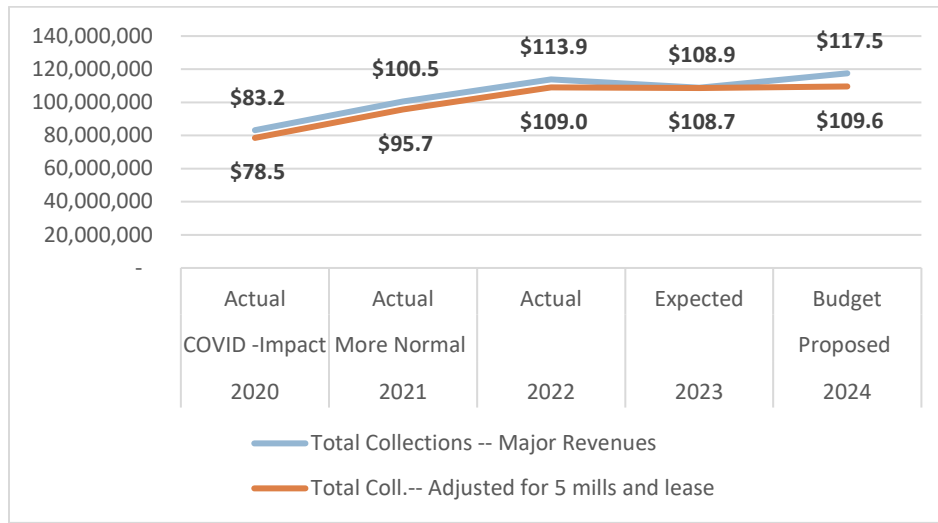


	FY 2022 Actual	FY 2023 Original Budget	FY 2024 Adopted Budget	\$ Change FY 2023 Original	% Change FY 2023 Original
Revenues					
Property Taxes	\$ 21,972,298	\$ 21,425,825	\$ 22,412,300	\$ 986,475	4.6%
Business License	14,110,311	10,600,393	12,421,015	\$ 1,820,622	17.2%
Franchise Fees	1,136,607	996,752	1,020,402	\$ 23,650	2.4%
Stormwater Utility Fees	5,081,075	5,044,000	5,104,075	\$ 60,075	1.2%
Local Accomodations Tax	7,026,531	4,779,690	7,034,520	\$ 2,254,830	47.2%
EMS Revenue	2,016,643	1,838,000	2,117,000	\$ 279,000	15.2%
Permits & Fees	2,001,046	2,468,323	4,100,225	\$ 1,631,902	66.1%
Intergovernmental	633,244	915,878	926,755	\$ 10,877	1.2%
Lease	-	7,742,473	7,944,420	\$ 201,947	2.6%
Grants	323,047	3,606,111	6,409,043	\$ 2,802,932	77.7%
Interest Income	85,181	67,750	719,315	\$ 651,565	961.7%
Misc Income*	1,233,945	3,563,433	3,622,271	\$ 58,838	1.7%
Total Revenues	\$ 55,619,928	\$ 63,048,628	\$ 73,831,341	\$ 10,782,713	17.1%
Other Financing Sources					
Transfers In (See pages 13 & 30 for details)	24,550,756	55,683,190	54,547,835	\$ (1,135,355)	-2.0%
Prior Year Funds	-	769,296	1,571,117	\$ 801,821	104.2%
Total Other Financing Sources	24,550,756	56,452,486	56,118,952	\$ (333,534)	-0.6%
Total Revenues and Other Financing Sources	\$ 80,170,684	\$ 119,501,114	\$ 129,950,293	\$ 10,449,179	8.7%

*Misc. Income in the General Fund includes Beach Services and Other Revenue (see page 61 for details)

*Misc. Income in the CIP Fund includes Sunday Liquor Permit Fees, Impact Fees, Capital, and Sale of Land / Equipment (see page 75 for details)

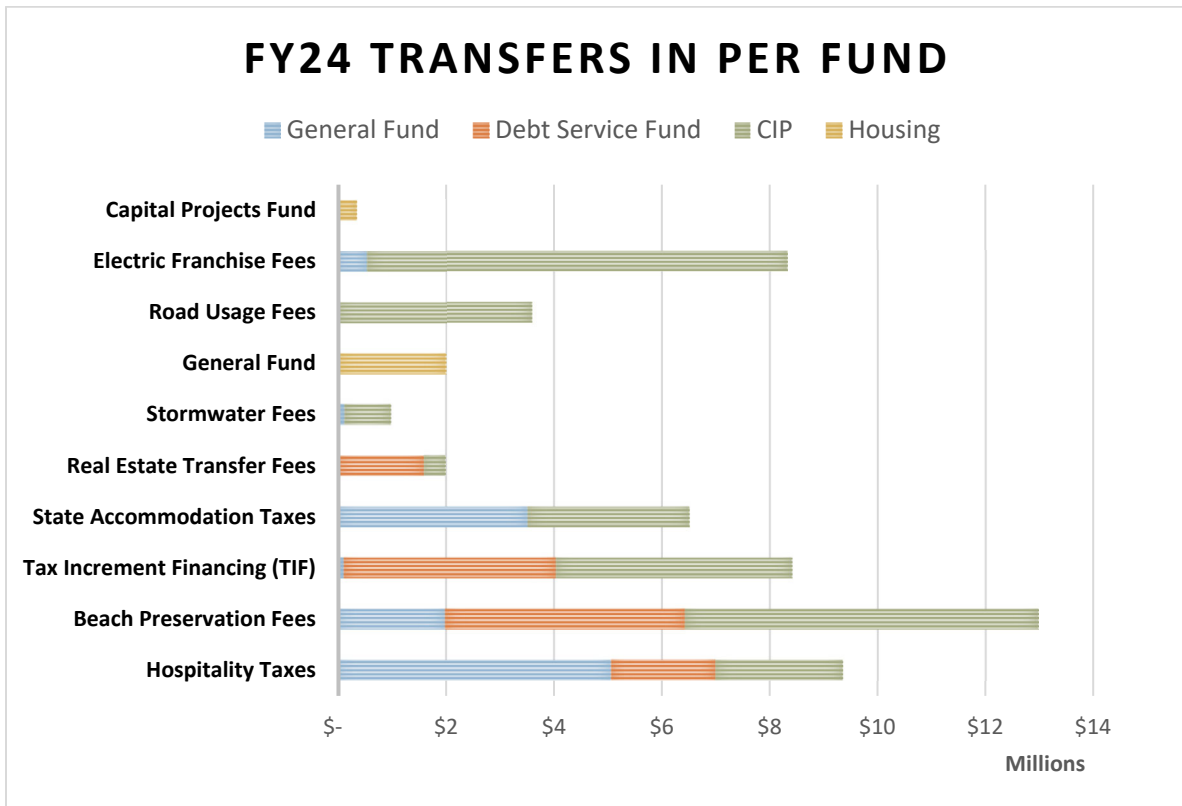
Sources of Funds: Schedule of Major Revenue Trends



Revenue Item:	2020	2021	2022	2023	2024	% Change to FY23 Expected
	COVID -Impact Actual	More Normal Actual	Actual	Expected	Proposed Budget	
General Fund Property Taxes	15,423,223	15,925,355	16,372,284	17,197,577	16,942,000	-1.5%
Local ATAX	3,541,615	5,561,900	7,026,531	7,034,042	7,034,520	0.0%
Business License	8,688,469	10,455,636	14,110,311	12,451,401	12,421,015	-0.2%
Franchise Fees	1,007,149	809,823	1,136,607	958,970	1,020,402	6.4%
Permit Revenue	1,619,639	2,125,382	2,001,046	2,649,603	3,729,200	40.7%
Intergovernmental	879,859	896,909	633,244	885,074	926,755	4.7%
EMS ambulance fees	1,487,823	1,776,344	2,016,643	2,145,129	2,117,000	-1.3%
General Fund Grants	330,734	78,831	129,860	91,736	65,858	-28.2%
Beach Services	266,392	298,401	218,193	176,125	243,000	38.0%
Other General Fund	438,997	358,325	335,802	341,293	279,271	-18.2%
Investments General Fund	271,185	22,815	39,184	1,008,086	585,000	-42.0%
Prior Year Unspent Funds	-	-	-	-	1,280,400	0.0%
General Fund Subtotal	33,955,085	38,309,721	44,019,705	44,939,036	46,644,421	3.8%
Debt Service Fund Property Taxes	5,378,472	5,448,437	5,600,014	5,402,336	5,470,300	1.3%
Investments DS	302,536	18,964	19,270	250,000	14,315	-94.3%
Natural Disaster Fund Property Taxes (A)	4,654,612	4,777,234	4,925,232	137,591	-	-100.0%
HTAX Lease (A)	-	-	-	-	7,944,420	0.0%
All other CIP revenues	1,797,684	1,175,347	930,304	696,900	1,900,000	172.6%
Stormwater fees	4,928,623	5,043,167	5,081,075	5,233,507	5,104,075	-2.5%
Tax Increment Financing -- Property Tax	5,031,311	5,361,090	5,792,527	6,363,452	6,427,087	1.0%
State ATAX	6,490,407	10,183,479	13,569,287	13,828,654	13,828,654	0.0%
Real Estate Transfer Fees	3,552,965	7,127,885	6,957,245	5,217,934	4,435,244	-15.0%
Hospitality Taxes	6,284,461	8,051,256	9,907,025	10,006,095	10,106,156	1.0%
Beach Preservation Fees	7,083,230	11,123,801	14,053,062	14,088,195	14,088,195	0.0%
Electric Franchise Fees	2,706,003	2,811,144	2,707,124	2,690,000	2,743,800	2.0%
Road Usage Fee (now paused)	1,015,865	1,055,675	357,960	7,500	-	-100.0%
Total Collections -- Major Revenues	83,181,254	100,487,200	113,919,830	108,861,200	118,706,666	9.0%
Total Coll.-- Adjusted for 5 mills and lease	78,526,642	95,709,966	108,994,598	108,723,609	110,762,246	1.9%
YTY change without the effect of 5 mills	-1,856,163	17,183,324	13,284,632	-270,989	2,038,637	
YTY change without the effect of 5 mills	-2.2%	20.7%	13.2%	-0.2%	1.9%	

(A) The 5 mills for Disaster Recovery expired in FY 22. The lease for the Fire Apparatus only shows in FY 24 on this schedule.

Sources of Funds: Transfers In



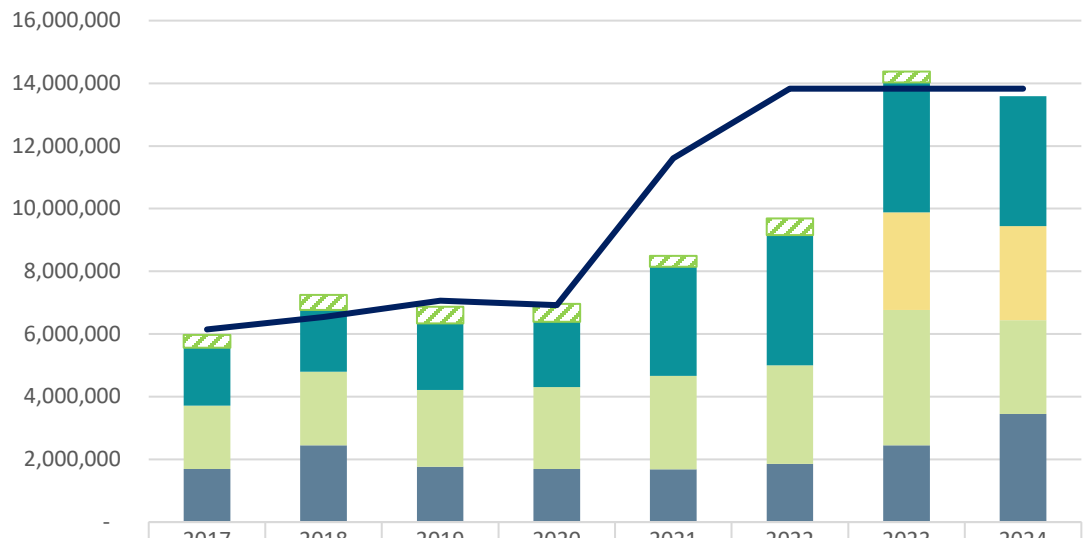
Transfers In	General Fund	Debt Service Fund	CIP	Housing	Total
Hospitality Taxes	\$ 5,062,424	\$ 1,937,134	\$ 2,360,000	\$ -	\$ 9,359,558
Beach Preservation Fees	1,983,508	4,448,375	6,556,000	-	12,987,883
Tax Increment Financing (TIF)	110,000	3,931,259	4,379,500	-	8,420,759
State Accommodation Taxes	3,515,021	-	3,000,000	-	6,515,021
Real Estate Transfer Fees	-	1,595,850	400,000	-	1,995,850
Stormwater Fees	125,000	-	860,000	-	985,000
General Fund	-	-	-	2,000,000	2,000,000
Road Usage Fees	-	-	3,600,000	-	3,600,000
Electric Franchise Fees	540,603	-	7,793,161	-	8,333,764
Short Term Rental Fees (1)	-	-	-	-	-
Natural Disaster Fund (2)	-	-	-	-	-
Capital Projects Fund	-	-	-	350,000	350,000
Total	\$ 11,336,556	\$ 11,912,618	\$ 28,948,661	\$ 2,350,000	\$ 54,547,835

(1) In FY24 Short Term Rental Fees are included in the General Fund Permits & Fees. The budget is \$1,750,000.

(2) The 5 mills dedicated to the Natural Disaster Fund has expired. FY 2023 was the first year after the expiration.

Note: The Land Acquisition Fund will also receive a \$1 million Transfer-In of General Fund revenues and will be set aside in fund balance for future initiatives.

Sources of Funds: 2% State Accommodations Tax Distribution



	2017	2018	2019	2020	2021	2022	2023	2024
DMO - Supplemental	405,000	485,000	535,000	575,000	350,000	530,000	350,000	-
DMO - 30%	1,844,102	1,963,478	2,120,810	2,076,615	3,483,292	4,148,596	4,148,596	4,141,096
Capital Improvements/Debt	-	-	-	-	-	-	3,109,000	3,000,000
Grants	2,020,670	2,351,330	2,455,578	2,616,600	2,976,140	3,153,535	4,323,548	3,000,000
Town - Gen. Fund (calendar) Tourism Services	1,697,000	2,450,996	1,761,663	1,695,449	1,685,442	1,853,286	2,445,211	3,445,211
Revenues (calendar year)	6,147,005	6,544,927	7,069,367	6,922,051	11,610,973	13,828,654	13,828,654	13,828,654

	2017	2018	2019	2020	2021	2022	Increase in %	2023	Increase in %
Revenues (calendar year)	6,147,005	6,544,927	7,069,367	6,922,051	11,610,973	13,828,654	19.1%	13,828,654	(1) 0.0%

	2017	2018	2019	2020	2021	2022	Increase in %	2023	Increase in %
--	------	------	------	------	------	------	------------------	------	------------------

Required Expenditures:

First \$25,000 to General Fund	25,000	25,000	25,000	25,000	25,000	25,000	0.0%	25,000	0.0%
5% to General Fund	307,350	327,246	353,468	346,103	580,549	691,433	19.1%	691,433	0.0%
Required DMO 30%	1,844,102	1,963,478	2,120,810	2,076,615	3,483,292	4,148,596	19.1%	4,148,596	0.0%

Required Expenditures	2,176,452	2,315,724	2,499,278	2,447,718	4,088,841	4,865,029	19.0%	4,865,029	0.0%
------------------------------	------------------	------------------	------------------	------------------	------------------	------------------	--------------	------------------	-------------

Available for other purposes	3,970,553	4,229,202	4,570,088	4,474,333	7,522,133	8,963,625	19.2%	8,963,625	0.0%
-------------------------------------	------------------	------------------	------------------	------------------	------------------	------------------	--------------	------------------	-------------

Town Appropriations:

Town Appr. Ops (calendar)	1,364,650	2,098,750	1,383,195	1,324,346	1,079,893	1,136,853	5.3%	1,728,778	52.1%
Capital Improvements Plan (CIP)	-	-	-	-	-	-	n/a	3,109,000	n/a
Total Town Appropriations	1,364,650	2,098,750	1,383,195	1,324,346	1,079,893	1,136,853	5.3%	4,837,778	325.5%

Amounts available for other uses:	2,605,903	2,130,452	3,186,893	3,149,986	6,442,239	7,826,772	21.5%	4,125,847	-47.3%
--	------------------	------------------	------------------	------------------	------------------	------------------	--------------	------------------	---------------

ATAX Grants:

Supplemental Grant DMO	405,000	485,000	535,000	575,000	350,000	530,000	51.4%	350,000	-34.0%
All other Grants	2,020,670	2,351,330	2,455,578	2,616,600	2,640,910	3,153,535	19.4%	4,323,548	(1) 37.1%
Out of Cycle Grants	-	-	-	-	335,230	-	-100.0%	-	n/a
Total ATAX Grants	2,425,670	2,836,330	2,990,578	3,191,600	3,326,140	3,683,535	10.7%	4,673,548	26.9%

Available	180,233	(705,878)	196,315	(41,614)	3,116,099	4,143,237	33.0%	(547,701)	-113.2%
------------------	----------------	------------------	----------------	-----------------	------------------	------------------	--------------	------------------	----------------

Notes:

The local ATAX is used 100% for General Fund operations.

(1) The 2024 revenues are projected at a 0% growth.

Accommodations Tax Overview

Local Accommodation Taxes

Local ATAX is used in the General Fund, which helps avoid putting a burden on the property taxpayers from the activities of visitors and tourists. The Local ATAX budget for FY24 is **\$7,034,520** and will be used for:

- Collection of the Local ATAX
- Codes Enforcement
- Facilities maintenance of public spaces
- Fire Rescue emergency response capability
- Road maintenance
- Cultural Arts – for visitors, residents, and tourists

State Accommodation Taxes

State ATAX is used in the General Fund as well as the Capital Projects Fund for FY24. State ATAX funds must be used to support tourism-related expenditures. The State ATAX revenue budget is **\$3,515,021** in the General Fund and **\$3,000,000** in the Capital Projects Fund, and will be used for:

General Fund

- Public Safety
 - Fire Rescue services
 - Code enforcement services
 - Police services
 - Beach services
- Facilities Management
 - Roadside maintenance
 - Pathway maintenance
 - Public Park maintenance
- Cultural Arts

Capital Projects Fund

- Pathway Management
 - New pathway segments
 - Pathway maintenance and improvements

Short Term Rental Permit Fee Overview

Fiscal Year 2023-2024

Budgeted Receipts

Short Term Rental Permit Fee	\$	250	
Estimate of number of units requesting a permit		7,000	

Estimated Revenues			<u>1,750,000</u>
--------------------	--	--	------------------

Spending Category

Budgeted Spending

General Fund

Outsource to third party for administration		239,700	
Public Safety		634,530	
Fire Inspections and legal support		154,217	
Community Development customer service		140,202	
IT and Finance support		290,286	
Facilities and Operations support		291,065	

Total General Fund

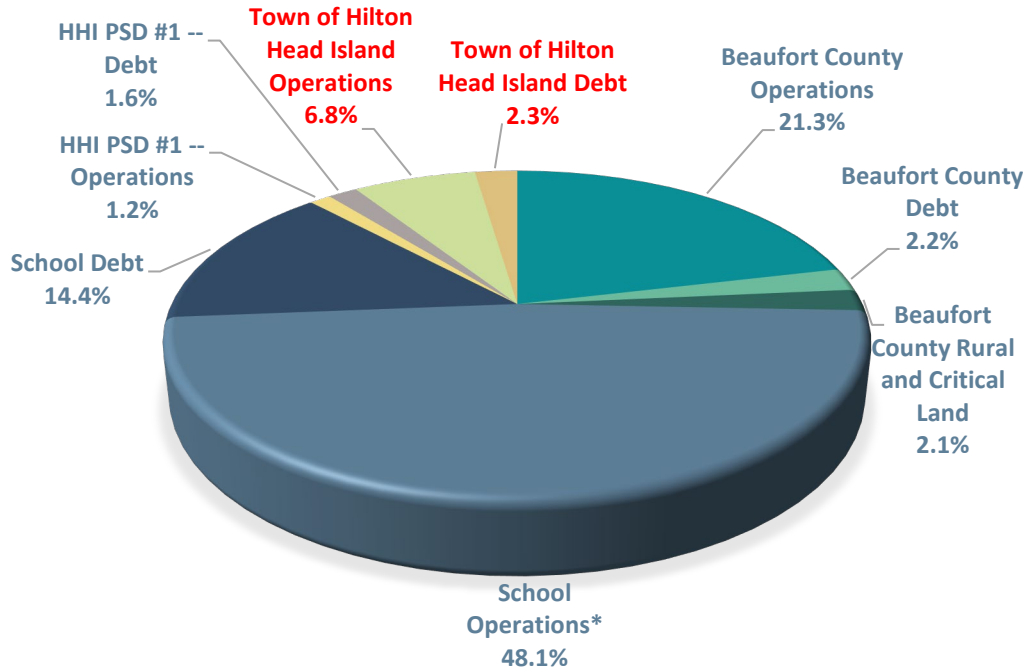
1,750,000

Total First Full Year Estimated Costs

1,750,000

Property Tax Overview

Tax Year 2023 and Fiscal Year 2024



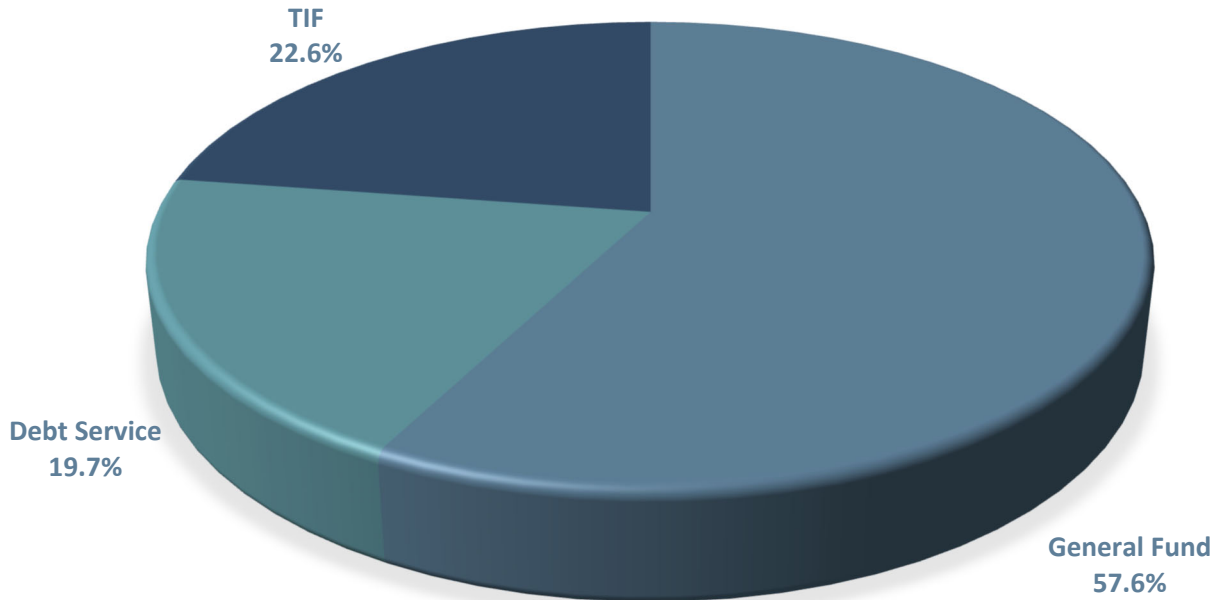
	Tax Rate		Sample Tax Bill		Home Value
	Tax Year	2023	\$ 500,000.00	\$ 750,000.00	
Fiscal Year	2024		\$ 20,000.00	\$ 30,000.00	4% Assessment
Beaufort County Operations		53.90	\$ 1,078.00	\$ 1,617.00	
Beaufort County Debt		5.60	\$ 112.00	\$ 168.00	
Beaufort County Rural and Critical Land		5.30	\$ 106.00	\$ 159.00	
School Operations*		121.60 *	\$ -	\$ -	*
School Debt		36.30	\$ 726.00	\$ 1,089.00	
HHI PSD #1 -- Operations		3.00	\$ 60.00	\$ 90.00	
HHI PSD #1 -- Debt		4.10	\$ 82.00	\$ 123.00	
Town of Hilton Head Island Operations		17.20 **	\$ 344.00	\$ 516.00	**
Town of Hilton Head Island Debt		5.90 **	\$ 118.00	\$ 177.00	**
Town of Hilton Head Island Disaster Recovery		0.00 **	\$ -	\$ -	**
Total		252.9	\$ 2,626.00	\$ 3,939.00	

This is a sample tax rate for a property in the PSD #1 district. There are other districts. FY24 Millage Rates for Beaufort County and the PSD #1 district are not yet available. There are additional fees, such as the HHI Police Fee and Stormwater.

*School operations are applicable to non-resident and commercial taxpayers.

**The Town of Hilton Head Island tax rate was reduced by 5.00 mills in Fiscal Year 2023 as the 5.00 mills for disaster recovery expired.

Property Taxes - General, Debt and Other Funds



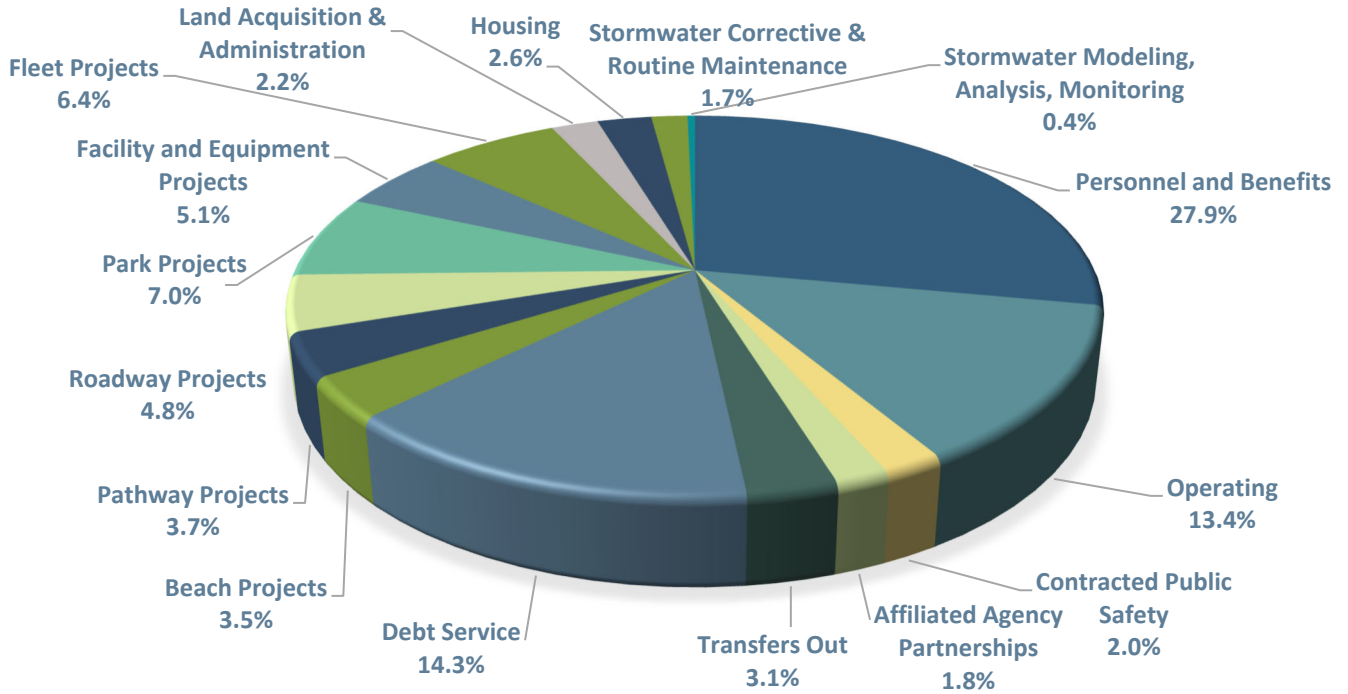
	FY 2021 Actual	FY 2022 Actual	FY 2023 Budget	March 2023 YTD Actual	March 2023 as a % of Budget	Adopted FY 2024 Budget	FY24 as a % of YTD Mar 2023
<u>Budgeted Funds</u>							
General Fund	\$ 15,925,355	\$ 16,372,284	\$ 16,023,489	\$ 16,037,858	100.1%	\$ 16,942,000	105.6%
Debt Service	5,448,437	5,600,014	5,402,336	5,492,516	101.7%	5,470,300	99.6%
Total Budgeted Funds	21,373,792	21,972,298	21,425,825	21,530,374	100.5%	22,412,300	104.1%
<u>Other Funds</u>							
Natural Disasters Fund (1)	4,777,234	4,925,232	-	137,591	n/a	-	n/a
TIF (2)	5,361,090	5,792,527	-	6,299,812	n/a	-	n/a
Total Property Taxes	31,512,116	32,690,057	21,425,825	27,967,777	n/a	\$ 22,412,300	n/a

(1) The 5 mills expired that was dedicated to the Natural Disaster Fund. FY 2023 was the first year after the expiration.

(2) Tax Increment Financing (TIF) revenues are only budgeted as they are used - primarily in TIF district capital improvements

Uses of Funds: General, Debt, CIP, Stormwater, GGHNCDC and Housing Funds

Fiscal Year 2024 Consolidated Budget - \$129,950,293



	FY 2022 Actual	FY 2023 Original Budget	FY 2024 Adopted Budget	\$ Change FY2023 Original	% Change FY2023 Original	% of Budget
Personnel and Benefits	\$ 27,474,786	\$ 31,025,827	\$ 36,314,651	\$ 5,288,824	17.0%	27.9%
Operating	11,638,827	13,378,121	17,465,365	\$ 4,087,244	30.6%	13.4%
Contracted Public Safety	2,520,709	2,674,762	2,644,456	\$ (30,306)	-1.1%	2.0%
Affiliated Agency Partnerships	2,162,424	2,291,590	2,363,994	\$ 72,404	3.2%	1.8%
Transfers Out	2,708,875	955,000	3,985,000	\$ 3,030,000	317.3%	3.1%
Debt Service	20,527,821	20,698,881	18,630,566	\$ (2,068,315)	-10.0%	14.3%
Beach Projects	547,974	2,850,000	4,556,000	\$ 1,706,000	59.9%	3.5%
Pathway Projects	143,596	4,724,000	4,810,000	\$ 86,000	1.8%	3.7%
Roadway Projects	434,882	8,153,842	6,204,465	\$ (1,949,377)	-23.9%	4.8%
Park Projects	4,091,113	13,795,235	9,129,500	\$ (4,665,735)	-33.8%	7.0%
Facility and Equipment Projects	1,925,916	6,302,650	6,563,696	\$ 261,046	4.1%	5.1%
Fleet Projects	371,528	8,166,945	8,329,420	\$ 162,475	2.0%	6.4%
Land Acquisition & Administration	39,142	300,000	2,900,000	\$ 2,600,000	866.7%	2.2%
Housing	-	1,379,261	3,350,000	\$ 1,970,739	142.9%	2.6%
Stormwater Corrective & Routine Maintenance	289,295	2,100,000	2,240,000	\$ 140,000	6.7%	1.7%
Stormwater Modeling, Analysis, Monitoring	239,008	705,000	463,180	\$ (241,820)	-34.3%	0.4%
Other Capital Outlay	-	-	-	\$ -	0.0%	0.0%
Total Expenditures	75,115,896	119,501,114	129,950,293	\$ 10,449,179	8.7%	100.0%

Emergency Preparedness

Possible Costs of an Emergency

	<u>Costs</u>
Cost of Hurricane Matthew	<u>57,000,000</u>
Eventual Federal and State reimbursements	<u>42,000,000</u>

The Town has received intermittent reimbursements from Hurricane Matthew over the last six years. The Town incurred the initial costs and submitted for reimbursements from State and Federal agencies.

Adjusted for inflation, this amount would be greater.

The Town's two primary contractors for Hurricane responses have increased prices. Crowder Gulf prices have increased 11.4% and Tetra Tech prices have increased 3.2%. The Town's personnel costs have increased as well.

Funds Available

	<u>Amounts</u>
Natural Disaster Fund at June 30, 2022	36,356,182
Bond Capacity Reserved for Emergencies	20,000,000
Funds Available for a Natural Disaster*	<u>56,356,182</u>

Other Funding Options

The dedicated Natural Disaster Fund could be supplemented temporarily from fund balances of Beach Fees and Hospitality Tax for tourist-related disaster response costs.

Additional considerations: the next storm could be worse.

The Natural Disaster Fund

The Natural Disaster Fund was established in 2016 to capture the costs and reimbursements related to the Town's response to Hurricane Matthew. Since then, the Natural Disaster Fund has served to continue to receive reimbursements from state and federal agencies but more importantly continues to be a significant part of the Town's demonstration of its Hurricane readiness. Funds are reserved for declared emergencies.

The General Fund

The General Fund Balance is the primary repository of funds for Town operations, emergencies and seasonality of its revenues. The Town recently raised its policy for General Fund reserves from a minimum of 35% to 40%, and a maximum of 40% to 55% of next year's budget. The policies signify the Town's commitment to financial stability and preparedness to keep Town operations running smoothly and prevent disruptions whether natural, economic or other reasons. The Town has a long history of financial prudence and preparedness.

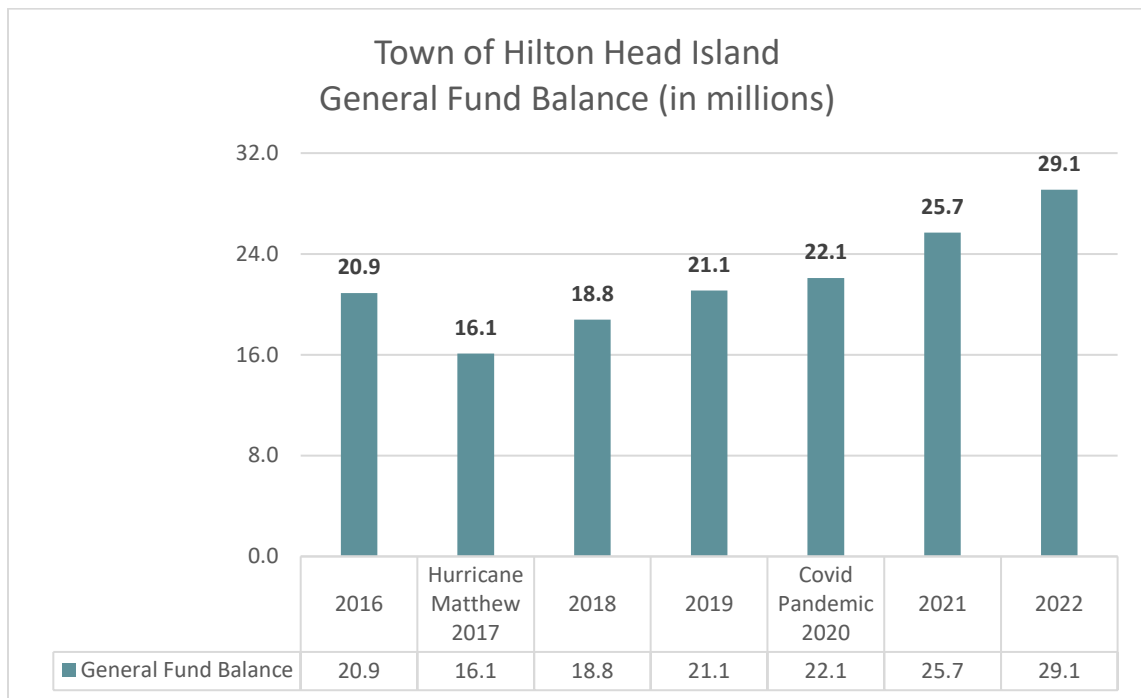
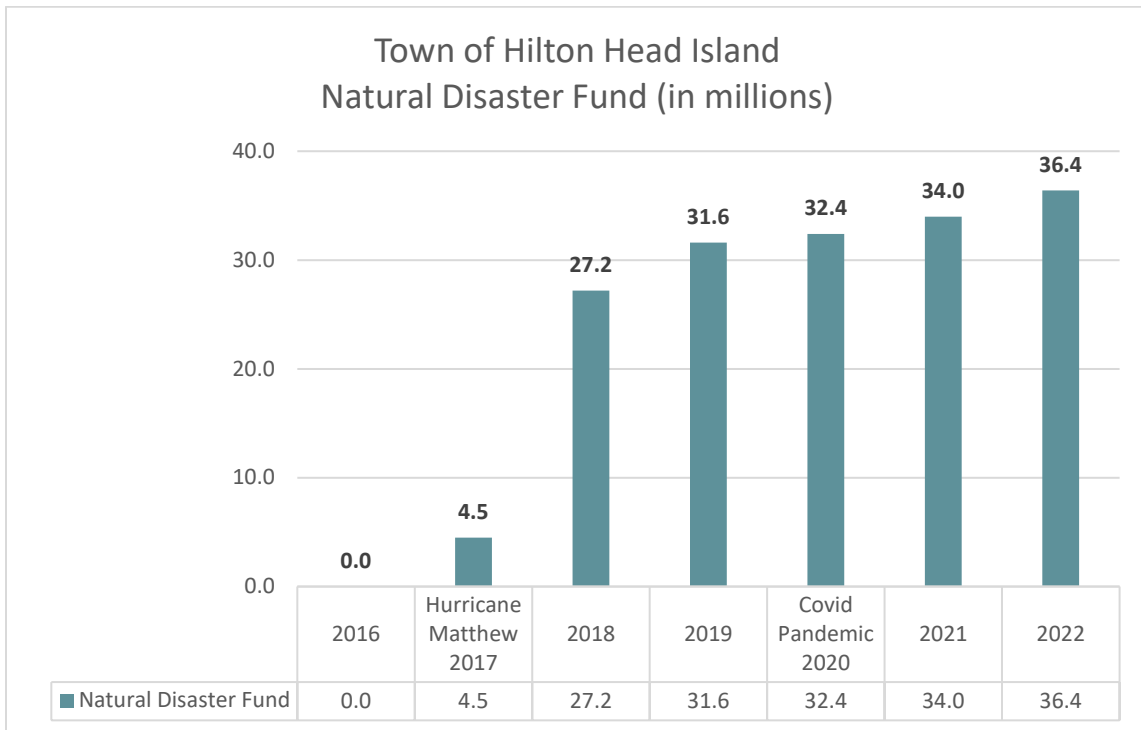
Emergency Preparedness

Fund Balances

Town of Hilton Head Island
 Fund Balances by Year
 From the 2022 Annual Comprehensive Financial Report
 pages 36, 37, 112 and 113

Funds	Actual 2022	Notes
General	29,062,865	For temporary cash flow and to keep operations open in an emergency
TIF	4,217,187	To be spent in the capital plan
State ATAX	10,387,797	To be spent in operations, grants and CIP
RETF	16,722,324	Held until Town Council approves a project or purchase
Beach Fees	27,582,261	For beach renourishment and CIP -- also temporary funding for an emergency
HTAX	19,568,949	To be spent in the capital plan and HTAX debt
Debt Service	11,239,657	To be held for future debt payments in an emergency -- natural or economic
Capital Projects	8,796,482	To be spent in the capital plan
Natural Disasters	36,356,182	To be held for a declared emergency
Electric Franchise Fees	10,890,321	To be spent in the capital plan
Operating Grants	542,558	For temporary cash flow and match requirements of Town grants
Home Grants	9,008	To be spent on grant purposes
Road Usage Fee	3,608,181	To be spent in the capital plan
Firemens Fund	95,444	This is the Firemen's 1% fund
Subtotal Governmental	179,079,216	
Stormwater	3,536,776	To be spent on Stormwater CIP and for temporary cash flows of Stormwater operations
Total	182,615,992	

Emergency Preparedness





TOWN OF HILTON HEAD ISLAND

Staff Memo

TO: Marc Orlando, Town Manager
FROM: Marcy Benson, Senior Grants Administrator
VIA: Jeff Herriman, Treasurer
CC: John Troyer, Finance Director
DATE: April 25, 2023
SUBJECT: Monthly Grant Activity Report

Attached is the Fiscal Year 2023 monthly grant activity report as of April 25, 2023. Below is a report summary:

- The Town is actively pursuing all eligible grant opportunities.
- This monthly grant activity report includes information on grants that were submitted which are pending award notification, grants awarded which are pending reimbursement, grants that have been reimbursed, grants submitted but not awarded, and grant research activities.
- 5 grants totaling \$3,889,728 were submitted and pending award notification.
- 8 grants totaling \$2,258,635 were awarded and pending reimbursement.
- 5 grants totaling \$6,504,500 were awarded and have been reimbursed, this includes the \$5 million grant from the SC Dept. of Commerce and \$500,000 from the Beaufort County Good Neighbor Funds, both for the Gullah Geechee Historic Neighborhoods Community Development Corporation.
- 8 grants submitted were not selected for award, these notifications arrived in FY23, for 6 applications submitted in FY22 and two in FY23.
- Additionally, 31 grant opportunities have been researched since the start of FY23.

Grant Applications Submitted
Pending Award Notification

Funding Source	Project	Amount Applied For	Date Application Submitted
Submitted in FY23			
SC Rural Infrastructure Authority SC Infrastructure Investment Program (SCIIP)	Wexford Stormwater Pump Station	\$3,362,735.00	09/07/2022
Palmetto Electric Utility Tax Credit	Automobile Place/Moderan Classic Motors Site Enhancements	\$182,300.00	10/13/2022
SC-DNR/FEMA Flood Mitigation Assistance	Residential Structure Elevation at 22 Audubon Pond Road	\$152,700.00	01/10/2023
Firehouse Subs Public Safety Foundation	Fire in the Streets, After the Fire and Fire Extinguisher Training programs	\$6,743.25	04/06/2023
2023 HUD CDBG - Entitlement	Ford Shell Ring Park	\$185,250.00	PENDING signed resolution
FY23 TOTAL		\$3,889,728.25	
GRAND TOTAL APPLIED FOR		\$3,889,728.25	

Grant Applications Awarded
Pending Reimbursement

Funding Source	Project	Application Submittal Date	Amount Awarded	Award Notification Date
2020 HUD-CDBG-CV (Reallocation)	Public Services for Covid Response and Relief and Admin. Services	08/19/2022	\$102,899.00	08/26/2022
2021 HUD-CDBG Entitlement	Patterson Property Park	05/21/2021	\$351,357.11	07/29/2021
SC Forestry Commission	Canopy Mapping (Technical Assistance)	11/19/2021 (Self-Assessment/Pre-App)	\$0.00	12/22/2021
2022 HUD-CDBG Entitlement	Taylor Family Neighborhood Park	06/28/2022	\$204,430.00	08/17/2022
SCDLLR/DFLS Non-recurring SC State Budget Item	One-time funding of \$1M starting Oct. 1, 2022 to be utilized to replace equipment/enhance response capabilities for regional/state team response		\$1,000,000.00	08/25/2022
SC-DNR/FEMA Flood Mitigation Assistance	Residential Structure Elevation at 17 Bay Pines Dr.	01/04/2021	\$150,000.00	09/24/2022
DHS/FEMA - FY21 Assistance to Firefighters Grant	Paramedic Training for 10 Students	12/16/2021	\$393,699.81	02/24/2023
SC-EMD/FEMA Building Resilient Infrastructure and Communities (BRIC)	Climate Adaptation Study	11/16/2021	\$56,250.00	03/15/2023
GRAND TOTAL PENDING REIMBURSEMENT			\$2,258,635.92	

Grant Applications Reimbursed

Funding Source	Project	Amount Awarded	Amount Reimbursed	Amount Remaining	Date Reimbursed
Walmart Foundation	Fire Rescue Addressing Signage Program	\$2,000.00	\$2,000.00	\$0.00	01/10/2023
SC Humanities	Island Culture Project	\$2,500.00	\$2,500.00	\$0.00	02/08/2023
Good Neighbor Funds/Beaufort County ARPA	Beaufort County ARPA SLFRF allocation to municipalities	\$500,000.00	\$500,000.00	\$0.00	02/16/2023
SCDLLR/DFLS Non-recurring SC State Budget Item	One-time funding of \$1M starting Oct. 1, 2022 to be utilized to replace equipment/enhance response capabilities for regional/state team response	\$1,000,000.00	\$96,910.61	\$903,089.39	
SC Dept. of Commerce FY22-23 Appropriations Act	Gullah-Geechee Historic Neighborhoods Community Development Corporation	\$5,000,000.00	\$5,000,000.00	\$0.00	03/28/2023
TOTAL		\$6,504,500.00	\$5,601,410.61	\$903,089.39	

Grant Applications Not Awarded

Funding Sources	Project	Amount Applied For	Application Submittal Date	Notification Date
SC-EMD/FEMA Building Resilient Infrastructure and Communities (BRIC)	Wexford Stormwater Pump Station	\$1,925,166.75	11/16/2021	08/10/2022
SC-EMD/FEMA Building Resilient Infrastructure and Communities (BRIC)	Jarvis Creek System Outfall	\$340,500.00	11/16/2021	08/10/2022
SC-DNR/FEMA Flood Mitigation Assistance (FMA)	14 Sea Olive Road Residential Structure Elevation	\$157,050.00	01/07/2022	08/31/2022
SC-EMD/FEMA Hazard Mitigation Grant Program (HMGP-4492)	Climate Adaptation Study	\$56,250.00	01/31/2022	09/01/2022
USDOT Rural Surface Transportation Grant	Road Resurfacing US 278 (Bus)	\$6,687,479.00	05/19/2022	12/27/2022
USDOT Rural Surface Transportation Grant	Adaptive Traffic Management System	\$2,000,000.00	05/19/2022	12/27/2022
SCDOT - Transportation Alternative Program (TAP) - FY2023	Main Street Enhancements Project	\$1,840,000.00	12/09/2022 (LOI)	03/20/2023
NEA Grants for Arts Projects	2023 Cresendo Free Symphony Concert in the Park	\$20,000.00	07/17/2022	04/13/2023
TOTAL DENIED/DECLINED		\$13,026,445.75		

Grant Research

Date	Staff Contact	Granting Agency	Grant Program	Notes	Application Submitted
07/12/2022	Jeff Netzinger	SC Rural Infrastructure Authority	SC Infrastructure Investment Program	<p>Reviewed grant announcement.</p> <p>Sent email to Jeff B. notifying of grant opportunity with brief program outline and attached fact sheet and application form.</p> <p>Advised if he is interested in submitting an application the Go/No Go forms must be sent to me by Friday, July 15th.</p>	<p>YES</p> <p>09/07/2022</p>
07/25/2022		USDA	Rural Placemaking Innovation Challenge	<p>Researched opportunity.</p> <p>Town is not eligible entity. Applicant must be the technical assistance provider.</p>	NO
08/02/2022	Jeff Netzinger	SC Office of Resilience	ARPA-funded Stormwater Infrastructure Program	<p>Reviewed grant announcement.</p> <p>Sent email to Jeff N. with Go/No Go forms and he returned signed forms to forward to MO.</p>	NO
08/04/2022	Jeff Buckalew	USDOT	Reconnecting Communities Pilot Program	<p>Reviewed NOFO.</p> <p>Sent email to Jeff B. with summary of grant opportunity and attached NOFO for his review.</p> <p>Advised if he is interested in submitting an application the Go/No Go forms must be sent to me by Monday, Aug. 8th.</p>	NO

Grant Research

Date	Staff Contact	Granting Agency	Grant Program	Notes	Application Submitted
08/10/2022	Marc Orlando	Ben and Jerry's	Ben and Jerry's Grassroots Organizing Program	Reviewed program information. Town is not an eligible applicant.	NO
08/29/2022	Jennifer Ray	MASC	Hometown Economic Development Grant Program	Reviewed grant announcement. Sent summary to Jennifer Ray for review and consideration.	NO
08/31/2022	Jennifer Ray	SC-PRT	Recreational Trails Program (RTP)	Reviewed program announcement. Sent summary to Jennifer Ray for review and consideration. Letter of Intent due: 10/1/2022	NO
10/18/2022	Jeff Buckalew	USDOT	SMART Grants	Reviewed grant NOFO. Sent summary of program to Jeff B. for review. Advised he has no project to submit for this opportunity.	NO
10/27/2022		National Endowment for the Humanities	Cultural and Community Resilience Grant	Reviewed grant NOFO.	NO
11/02/2022	Ben Brown	HUD	HOPE VI Main Street Grant Program	Reviewed grant NOFO. Sent summary of program to Ben Brown for review. 11/17/22: Met w/Ben Brown and discussed grant program and possible projects. Determined this program is not a fit with Northpoint project, but will monitor annual program NOFO for future projects.	NO

Grant Research

Date	Staff Contact	Granting Agency	Grant Program	Notes	Application Submitted
11/03/2022	Jennifer Ray/ Jeff Buckalew	SCDOT	2022 Transportation Alternatives Program (TAP)	<p>Reviewed email from SCDOT staff/application information.</p> <p>Sent summary to Jennifer Ray and Jeff Buckalew.</p> <p>Will attend 11/9/22 virtual applicant workshop.</p> <p>11/16/22: Rec'd Go/No Go form from Karla and forwarded to John Troyer for signature.</p>	<p>YES</p> <p>LOI: 12/8/2022</p>
11/03/2022	April Akins/ Chief Blankenship	SC Opioid Recovery Fund Board	SC Opioid Recovery Funds	<p>11/03/22: Reviewed SC Opioid Recovery Board website and application eligibility and requirements.</p> <p>11/04/22: Sent email to Chief Blankenship advising of opportunity and if interested to send Go/No Go forms to me be 11/9/22.</p>	<p>NO</p>
11/15/2022	Joheida Fister	Firehouse Subs Public Safety Foundation	Public Safety Grant Program	<p>11/15/22: Reviewed Firehouse Subs Public Safety Foundation grant application website.</p> <p>Sent email to Joheida with program FAQs, sample application and application checklist for her review. Also sent Go/No Go and BCA forms with direction to complete if interested in submitting applicaiton.</p>	<p>YES</p> <p>04/06/2023</p>

Grant Research

Date	Staff Contact	Granting Agency	Grant Program	Notes	Application Submitted
11/15/2022	Joheida Fister	Wal-Mart Foundation	Community Grant Program	<p>11/15/22: Reviewed Wal-Mart Foundation grant website and CyberFrontDoor website for grant opportunity information.</p> <p>11/16/22: Sent email to Joheida with program information and request for Go/No Go forms if interested in submitting an application.</p> <p>12/07/22: Rec'd Go/No Go form from FR staff for signatures.</p>	<p>YES 12/15/2022</p>
11/18/2022	Brian Eber	EPA	Solid Waste Infrastructure for Recycling Grant Program	<p>11/18/22: Reviewed EPA Solid Waste Infrastructure for Recycling Grant Program webpage. Sent email to Brian Eber advising of program and if there is any interest.</p> <p>Application deadline is 02/15/23.</p>	<p>NO</p>
11/18/2022	Brian Eber	EPA	Recycling Education and Outreach Grant Program	<p>11/18/22: Reviewed EPA Recycling Education and Outreach Grant Program webpage. Sent email to Brian Eber advising of program and if there is any interest.</p> <p>Application deadline is 02/15/23.</p>	<p>NO</p>

Grant Research

Date	Staff Contact	Granting Agency	Grant Program	Notes	Application Submitted
11/21/2022	Marc Orlando/ Missy Luick	USDOT	Thriving Communities Program (TCP)	11/21/22: Rec'd emails from Missy Luick and Marc Orlando requesting review and response to USDOT Thriving Communities Program. Reviewed and highlighted program information sheet/FAQs 11/22/22: Sent MO email with program summary and recommendation	NO
11/28/2022	Jennifer Ray/Missy Luick	SC Dept. of Archives & History	Historic Preservation State Grant Fund	11/28/22: Reviewed program information page. Forwarded program summary and website link to JR and ML for consideration. Application deadline is 01/31/23. 02/09/23: No response from Town staff	NO
11/29/2022	Natalie Harvey	SC Humanities	Mini Grant Program	12/02/22: Discussed grant process with Natalie.	GO
12/07/2022	Shawn Colin	Smart Growth America	State Legislator Champions Institute	12/8/22: Reviewed program information page. Sent program summary to SC. Applications due by 12/22/22. 02/09/23: No response from Town staff.	NO
12/09/2022	Natalie Harvey	National Endowment for the Arts	Grants for Arts Projects	12/9/22: Reviewed program information website. Sent summary to Natalie. 12/12/22: Per Natalie, hold for the July 2023 submission deadline	PENDING

Grant Research

Date	Staff Contact	Granting Agency	Grant Program	Notes	Application Submitted
12/09/2022	Jeff B/Jennifer Ray/Shawn Colin/Bryan McIlwee	USDOT	FY23 RAISE grant	<p>12/16/22: Completed reviewed of full NOFO and sent review comments to appropriate staff.</p> <p>01/06/23: Rec'd signed Go/No Go form from Town Manager.</p> <p>02/23/23: Discussed application submittal with J. Ray and based on USDOT debrief for the Rural grant application it was determined the benefit cost analysis for the RAISE grant would not meet USDOT statutory requirements.</p> <p>02/24/23: Sent email update to concerned staff advising recommendation is to not submit application because likelihood of award selection is low due to BCA requirements.</p>	GO
01/05/2023	Jeff B/Shari Mendrick/Marcy Benson	National Ocean Service, National Oceanic and Atmospheric Administration, U.S. Dept. of Commerce	Effects of Sea Level Rise (ESLR) Technical Assistance	01/05/23: Reviewed NOFO and determined eligibility requirement for the lead investigator of proposal to be have been previously or currently funded by the ESLR could not be met.	NO

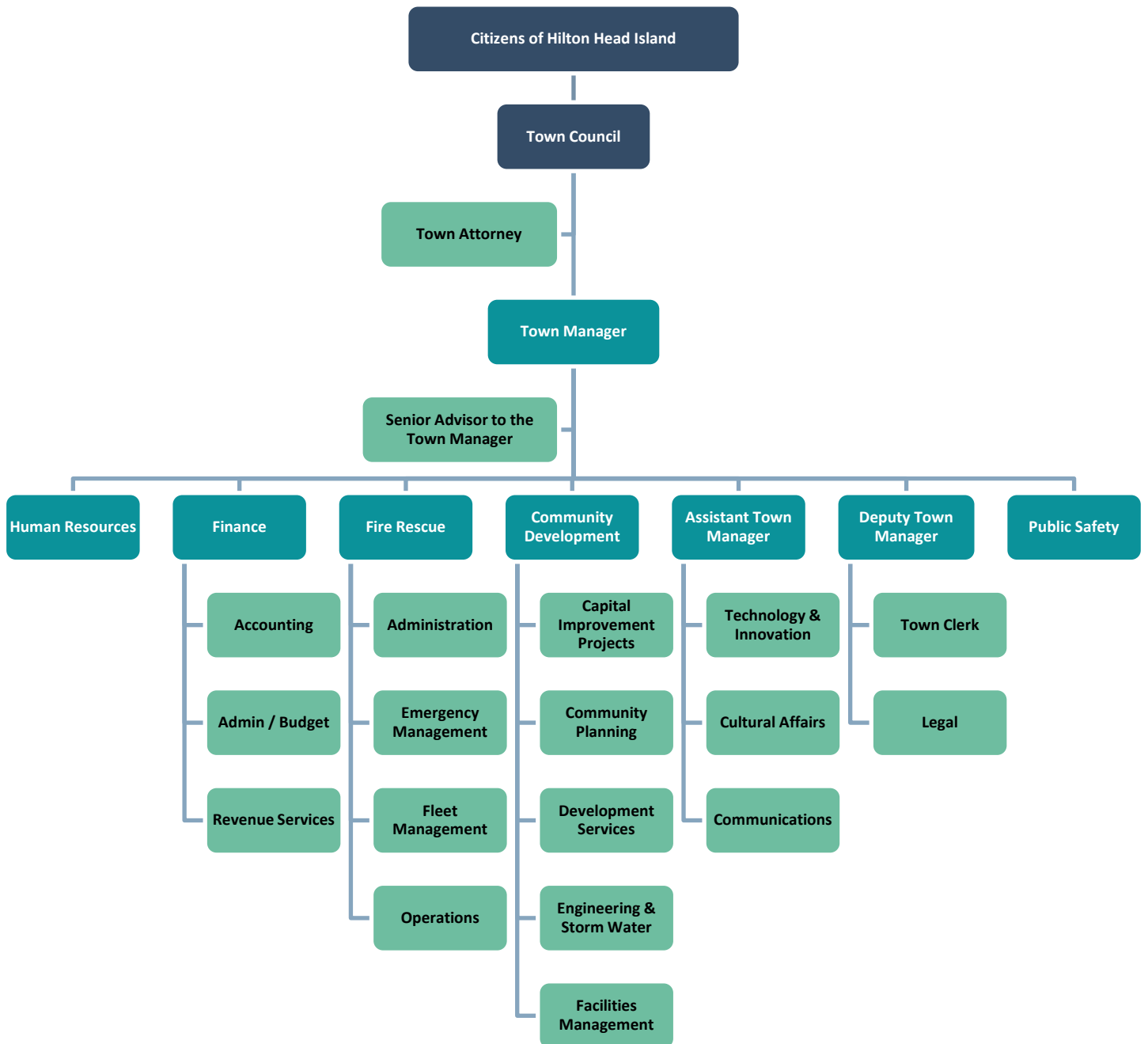
Grant Research

Date	Staff Contact	Granting Agency	Grant Program	Notes	Application Submitted
01/10/2023	Chief Blankenship	FEMA/DHS	Assistance to Firefighters Grant (AFG)	<p>01/10/23: Sent AFG announcement email to Chief Blankenship requesting Go/No Form by 1/13/23. Application deadline is 02/10/23.</p> <p>01/12/23: Completed review of AFG NOFO.</p> <p>01/13/23: No response rec'd .</p>	NO
01/20/2023		AARP	Community Challenge Grant Program	<p>01/20/23: Reviewed grant announcement and program details and forwarded summary to JR for consideration.</p> <p>Application deadline is 03/15/23</p>	PENDING
01/26/2023	Josh Gruber	US Dept. of Energy	Energy Efficiency & Conservation Block Grant Program (EECBG)	<p>01/26/23: Viewed DOE webinar on EECBG program.</p> <p>02/02/23: Sent program summary email to John Troyer and Jeff Herriman for review and sharing with Town Manager.</p> <p>03/02/23: Sent Pre-Award Info Sheet to Town Manager for signature</p> <p>Pre-Award Info Sheet due 04/28/23.</p>	PENDING

Grant Research

Date	Staff Contact	Granting Agency	Grant Program	Notes	Application Submitted
01/31/2023	Bryan McIlwee	SC- DHEC	Solid Waste Reduction and Recycling Grant Program	<p>01/31/23: Rec'd request from BM to confirm Town's eligibility in the program. Confirmed with SC-DHEC staff Town is eligible. Sent BM the Go/No forms to complete is interested in applying.</p> <p>Applications accepted 02/06/23 - 04/07/23</p>	PENDING
02/22/2023	Chief Blankenship	FEMA/DHS	Assistance to Firefighters Grant (AFG) Fire Prevention & Safety Program	<p>02/22/23: Rec'd notification NOFO for FP&S is available and began reviewing</p> <p>02/27/23: Completed review of NOFO and sent summary email to Chief Blankenship requesting Go/No Go forms to be sent to me by 3/3/23 if he is interested in submitting application.</p>	PENDING
03/02/2023	Bryan McIlwee /Jeff Netzinger	SCDHEC	Clean Water Act (CWA) Section 319 Grant	<p>03/02/23: Completed review of DHEC Request for Proposals and sent summary to Bryan McIlwee and Jeff Netzinger. Per Jeff Town does not qualify because Town does not have a waterbody on the 303(d) list or approved TMDL.</p>	NO
03/21/2023	Jennifer Ray/ Tom Dunn	SCEMD/FEMA	Hazard Mitigation Grant Program (HMGP- Hurricane Ian) - 2023	<p>03/21/23: Rec'd notice of funding opportunity and forwarded to JR and TD.</p> <p>03/27/23: Attended SCEMD program webinar.</p> <p>03/28/23: Requested Go/No Go forms from JR and TD be returned to me by 4/4/23</p>	PENDING

TOWN ORGANIZATION CHART



TOWN COUNCIL SALARY COMPARISON

Comparison of Councilmember Salaries (as of 4-13-22)

Municipality	Population	Total FTE's	FY21 Annual Budget	Council Member	Mayor
North Augusta	21,348	245	\$ 44,674,199.00	\$ 6,396.41	\$ 12,792.56
Anderson	26,686	494	\$ 74,585,699.00	\$ 10,000.12	\$ 15,000.12
Greer	25,515	239	\$ 30,109,154.00	\$ 10,500.00	\$ 16,800.00
Bluffton	27,716	143	\$ 40,132,070.00	\$ 11,000.00	\$ 16,500.00
Beaufort	12,361	182	\$ 22,921,263.00	\$ 12,000.00	\$ 15,000.00
Aiken	29,524	387	\$ 61,726,610.00	\$ 12,121.62	\$ 15,017.60
Hilton Head Island	39,000	251	\$ 75,979,448.00	\$ 12,800.00	\$ 25,000.00
Mount Pleasant	91,700	600	\$ 213,479,616.00	\$ 15,000.00	\$ 42,000.00
Greenville	58,409	910	\$ 215,786,214.00	\$ 15,000.00	\$ 24,000.00
Florence	37,056	470	\$ 92,848,000.00	\$ 15,810.00	\$ 18,266.00
Rock Hill	66,154	953	\$ 255,870,494.00	\$ 17,844.32	\$ 28,023.84
North Charleston	97,471	985	\$ 127,380,280.00	\$ 20,657.00	
Savannah	145,862	2414	\$ 412,978,965.00	\$ 25,000.00	\$ 57,000.00

*eff 1/1/23

Town Council – Salary & Meeting Stipend Summary – FY2022

Council person	Salary	Meeting Stipends	Total FY2022 Compensation	Cap per Sec. 2-3-60
Ames, David	12,800	3,050	15,850	20,300
Brown, Alexander	12,800	3,250	16,050	20,300
Becker, Tamara	12,800	7,500	20,300	20,300
Harkins, William	12,800	5,750	18,550	20,300
Lennox, Thomas	12,800	6,800	19,600	20,300
McCann, John	25,000	7,500	32,500	32,500
Stanford, Glenn	12,800	5,800	18,600	20,300
Total	101,800	39,650	141,450	154,300

TOWN COUNCIL PAY PER THE MUNICIPAL CODE

Sec. 2-3-60. – Compensation and expenses.

[SHARE LINK TO SECTION](#)[PRINT SECTION](#)[DOWNLOAD \(DOCX\) OF SECTION](#)[EMAIL SECTION](#)[COMPARE VERSIONS](#)

(a) The mayor and council members shall receive salaries as determined by the council; provided, no increase in such salaries shall become effective until the commencement date of the terms of two (2) or more members of council elected at the next general election following the adoption of the ordinance setting the salaries, at which time it will become effective for all members of council whether or not they were elected in such election.

(b) The salary to be received by the mayor shall be twenty-five thousand dollars (\$25,000.00) per year and by the mayor pro tem and by each council member shall be twelve thousand eight hundred dollars (\$12,800.00) per year. These salaries shall be paid in monthly installments in arrears to each appropriate individual during his or her service to the town.

(c) In addition to the base annual pay received for service on council, members and the mayor may be paid an attendance fee of fifty dollars (\$50.00) per meeting for their attendance at any council committee meeting (except regularly scheduled town council meetings) and other council-related business meetings; mileage reimbursement shall be paid for all meetings except those held on Hilton Head Island.

(d) Maximum amount of payment. Payment for the council attendance fee shall be allowed up to the maximum amount authorized per fiscal year, as follows:

(1) Council members. Payment of base annual pay plus attendance fee shall not exceed twenty thousand three hundred dollars (\$20,300.00) per fiscal year.

(2) Mayor. Payment of base annual pay plus attendance fee shall not exceed thirty-two thousand five hundred dollars (\$32,500.00) per fiscal year.

(3) Mayor pro tem. Payment of base annual pay plus attendance fee shall not exceed twenty thousand three hundred dollars (\$20,300.00) per fiscal year.

(e) Other meetings. The council attendance fee shall be paid for the following types of meetings:

(1) A specially called meeting of the town council;

(2) A specially called work session of the town council; and

(3) Any other business at which the council member (at the discretion of the mayor or town council) is in attendance in their official capacity as a member of council, e.g., an official meeting with another governmental entity, a meeting with a town public body, a meeting of a town council subcommittee, town task force, or standing committee.

(f) Duplicate payments shall not be permitted. If a member accepts payment from another body for attendance, then that member shall not be entitled to compensation from the town.

TOWN COUNCIL PAY PER THE MUNICIPAL CODE

(g) Method of payment. Payment of the attendance fee shall be made within ten (10) working days from submission.

(h) Required documentation. An affidavit of attendance form must be completed and signed by the council member, and submitted to the finance department by the last day of each month in order for payment of the attendance fee to be made. The affidavit provides for the recording of the date, time spent, location and the purpose of the meeting.

(i) Expenses. Members may also be reimbursed for actual expenses incurred in the conduct of their official duties.

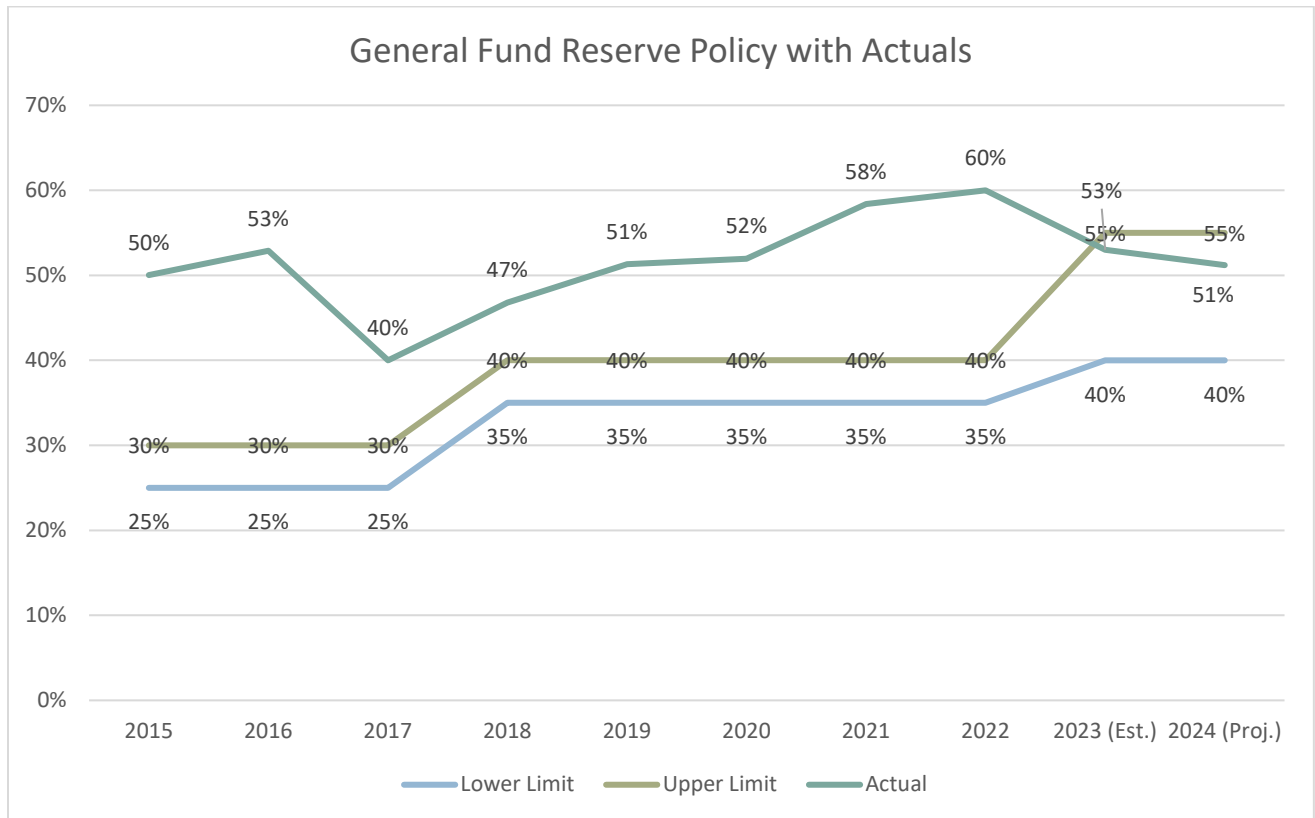
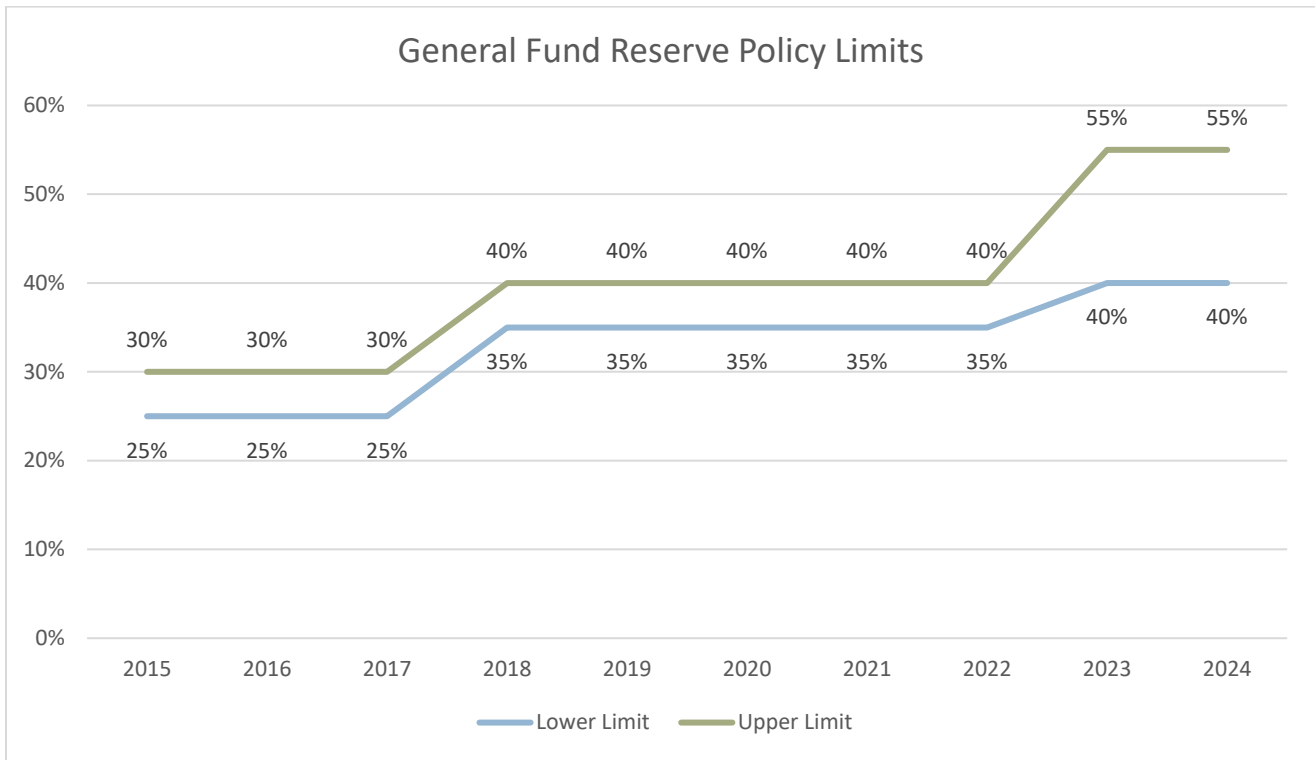
(Ord. No. 83-5, 9-26-83; Ord. No. 85-18, § 1, 10-7-85; Ord. No. 89-13, § 1, 6-19-89; Ord. No. 96-37, § 1, 10-1-96; Ord. No. 2008-20, § 1, 8-5-08; Ord. No. 2012-30, § 1, 10-31-12; Ord. No. 2016-05, § 1, 4-19-16; Ord. No. 2016-27, § 1, 11-1-16)

State Law reference— Authority to establish compensation, S.C. Code 1976, § 5-7-170.

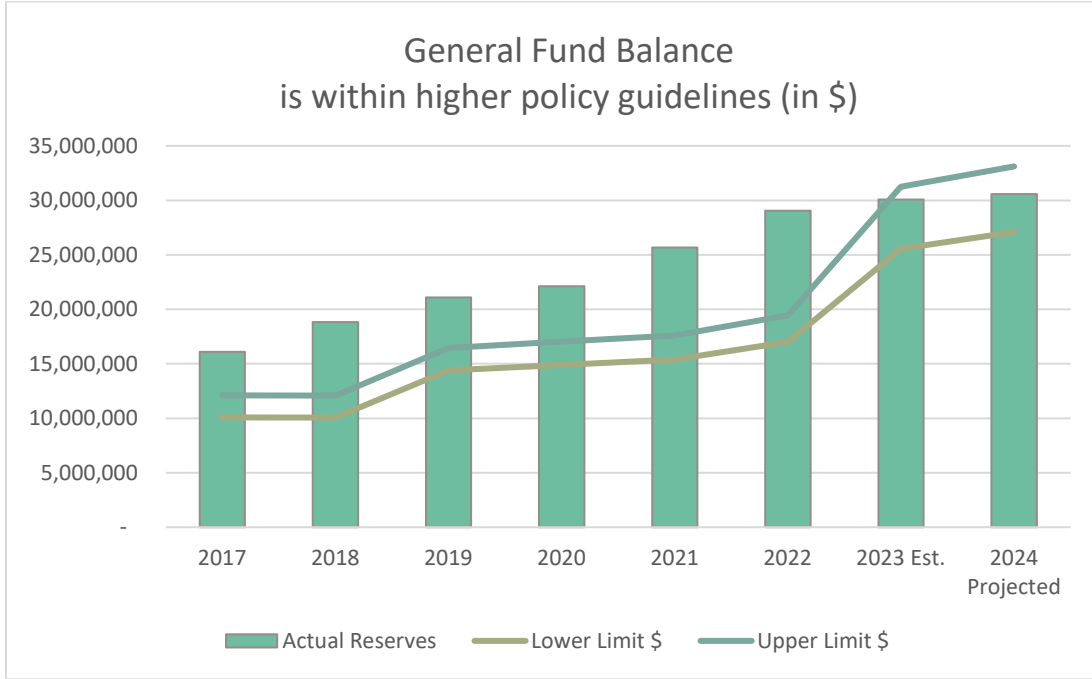
TOWN EMPLOYEES LIVING ON ISLAND (as of 02/28/2023)

	# of Employees	
Town Employees	258	
Living on Hilton Head Island	94	36%
Fire Rescue	143	
Living on Hilton Head Island	40	28%
Fire Rescue Line	110	
Living on Hilton Head Island	26	24%
Fire Rescue Dispatch	12	
Living on Hilton Head Island	3	25%
Fire Rescue Administration	21	
Living on Hilton Head Island	11	52%
Community Development	54	
Living on Hilton Head Island	25	46%
Finance	22	
Living on Hilton Head Island	12	55%
Administration / Executive	39	
Living on Hilton Head Island	17	44%
Staff (Not Line or Dispatch)	136	
Living on Hilton Head Island	65	48%

GENERAL FUND RESERVE POLICY



GENERAL FUND RESERVE POLICY

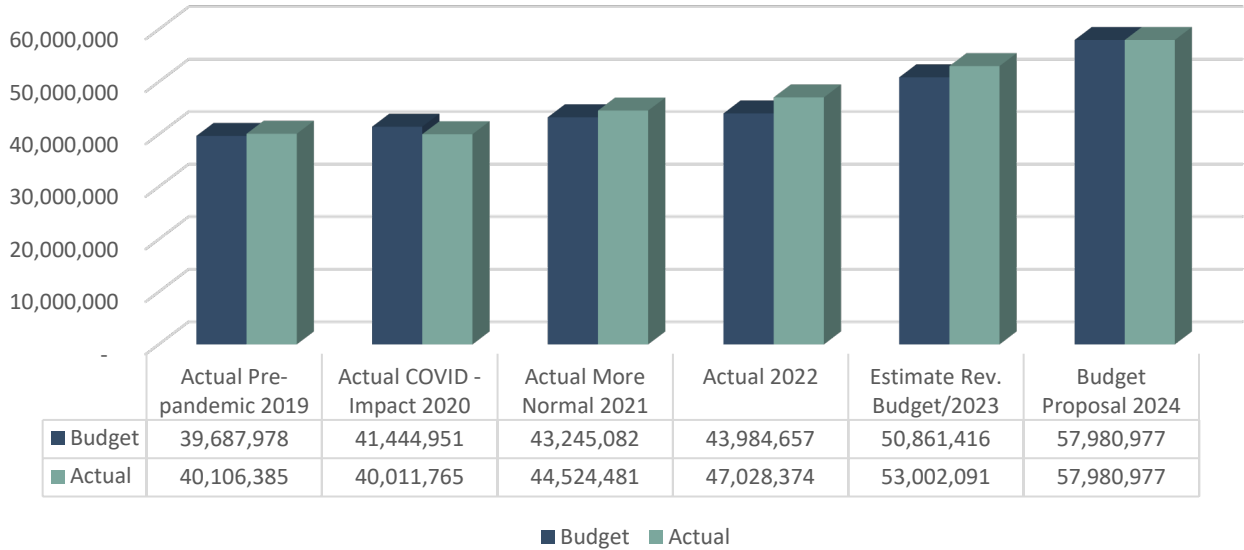


	2017	2018	2019	2020	2021	2022	2023 Est.	2024 Projected
Lower Limit	25%	25%	35%	35%	35%	35%	45%	45%
Upper Limit	30%	30%	40%	40%	40%	40%	55%	55%
Actual % (Next budget)	40%	47%	51%	52%	58%	60%	52%	51%
Budget	39,613,643	40,319,036	40,257,829	41,108,317	42,558,448	43,984,657	48,621,804	57,980,977
Lower Limit \$	10,079,759	10,064,457	14,387,911	14,895,457	15,394,630	17,017,631	26,091,440	26,091,440
Upper Limit \$	12,095,711	12,077,349	16,443,327	17,023,379	17,593,863	19,448,722	31,889,537	31,889,537
Actual (Proj.)Reserves	16,103,222	18,841,295	21,100,688	22,111,484	25,676,018	29,062,865	30,062,865	30,562,865

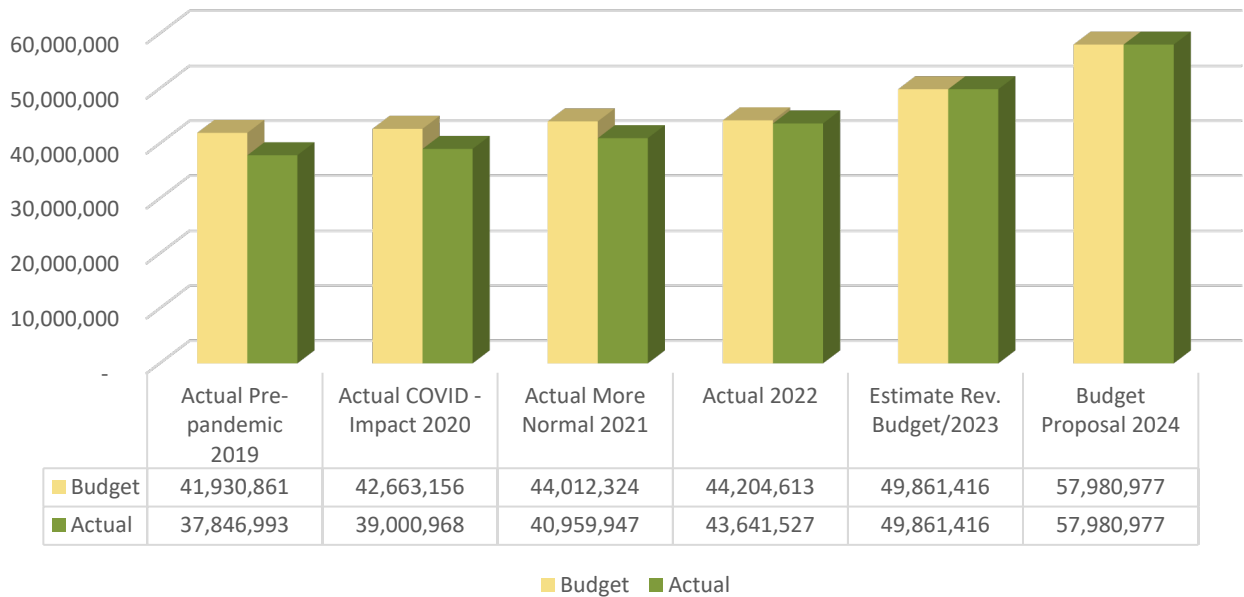
The General Fund is operating within the higher policy guidelines for both estimated FY 2023 and FY 2024.

GENERAL FUND BUDGET TO ACTUAL FY 2019 – FY 2024

Revenues have exceeded Budget - except for COVID year
 -- which adds to fund balance



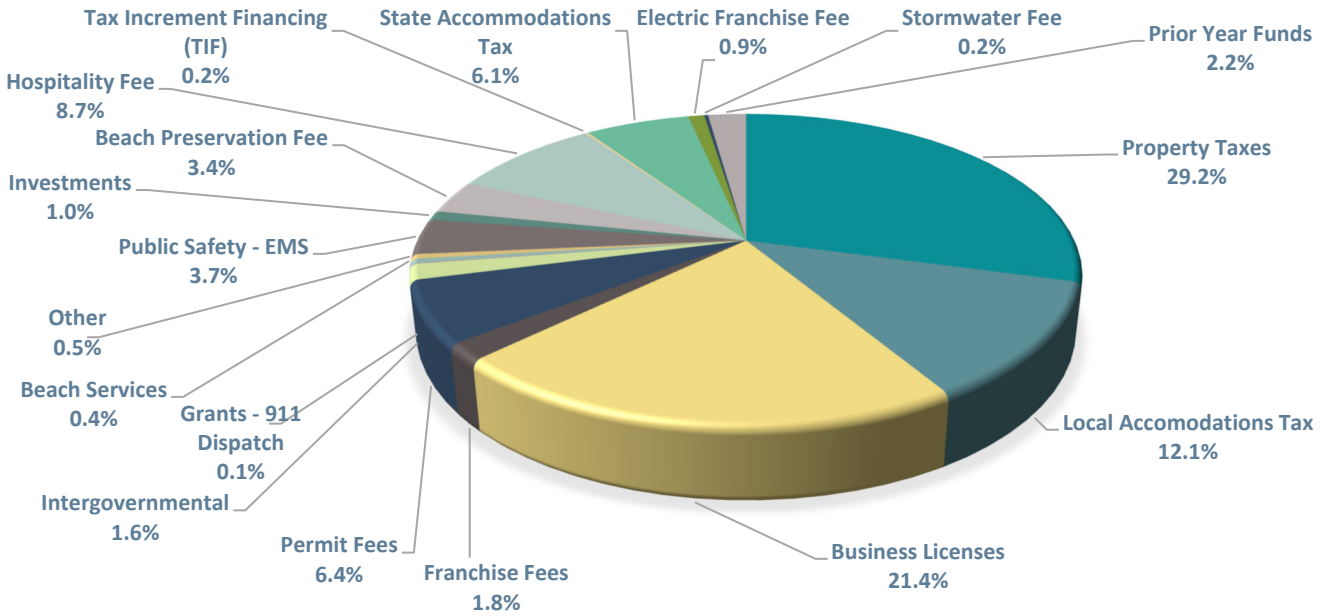
Spending has been less than budget
 -- which adds to fund balance



FY 2024 GENERAL FUND BUDGET


Sources of Funds

Fiscal Year 2024 General Fund - \$57,980,977

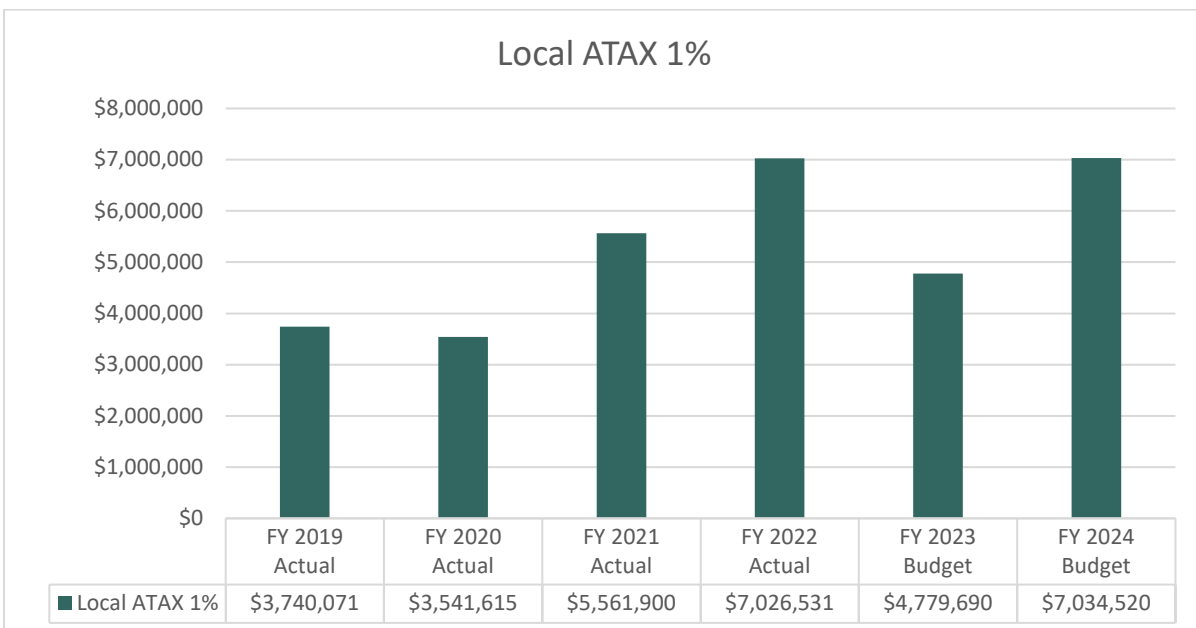


	FY 2022 Actual	FY 2023 Original Budget	FY 2024 Adopted Budget	\$ Change FY2023 Budget	% Change FY2023 Budget	% of Budget
Property Taxes	\$ 16,372,284	\$ 16,023,489	\$ 16,942,000	\$ 918,511	5.7%	29.2%
Local Accomodations Tax	7,026,531	4,779,690	7,034,520	2,254,830	47.2%	12.1%
Business Licenses	14,110,311	10,600,393	12,421,015	1,820,622	17.2%	21.4%
Franchise Fees	1,136,607	996,752	1,020,402	23,650	2.4%	1.8%
Permit Fees	2,001,046	2,468,323	3,729,200	1,260,877	51.1%	6.4%
Intergovernmental	633,244	915,878	926,755	10,877	1.2%	1.6%
Grants - 911 Dispatch	129,860	76,111	65,858	(10,253)	-13.5%	0.1%
Beach Services	218,193	298,401	243,000	(55,401)	-18.6%	0.4%
Other	335,802	279,271	279,271	-	0.0%	0.5%
Public Safety - EMS	2,016,643	1,838,000	2,117,000	279,000	15.2%	3.7%
Public Safety - County	2,910	-	-	-	0.0%	0.0%
Investments	39,184	35,750	585,000	549,250	1536.4%	1.0%
Transfers In:						
Beach Preservation Fee	487,631	1,983,508	1,983,508	-	0.0%	3.4%
CIP Sale of Vehicle/Equipment	46,427	-	-	-	0.0%	0.0%
Hospitality Fee	110,203	5,062,424	5,062,424	-	0.0%	8.7%
Tax Increment Financing (TIF)	144,585	153,000	110,000	(43,000)	-28.1%	0.2%
State Accommodations Tax	1,695,211	2,445,211	3,515,021	1,069,810	43.8%	6.1%
Electric Franchise Fee	405,452	540,603	540,603	-	0.0%	0.9%
Stormwater Fee	116,250	125,000	125,000	-	0.0%	0.2%
Prior Year Funds	-	-	1,280,400	1,280,400	0.0%	2.2%
Total Revenues	47,028,374	48,621,804	57,980,977	9,359,173	19.2%	100.0%

General Fund Revenue Trends



FY23 Property Tax collections have surpassed the FY23 budget as of March. The FY24 Budget is 1.5% less than the expected total collection for FY23.




Local ATAX collections in FY23 are expected to be similar to FY22. The FY24 Budget is consistent with both years.

General Fund Revenue Trends, cont.

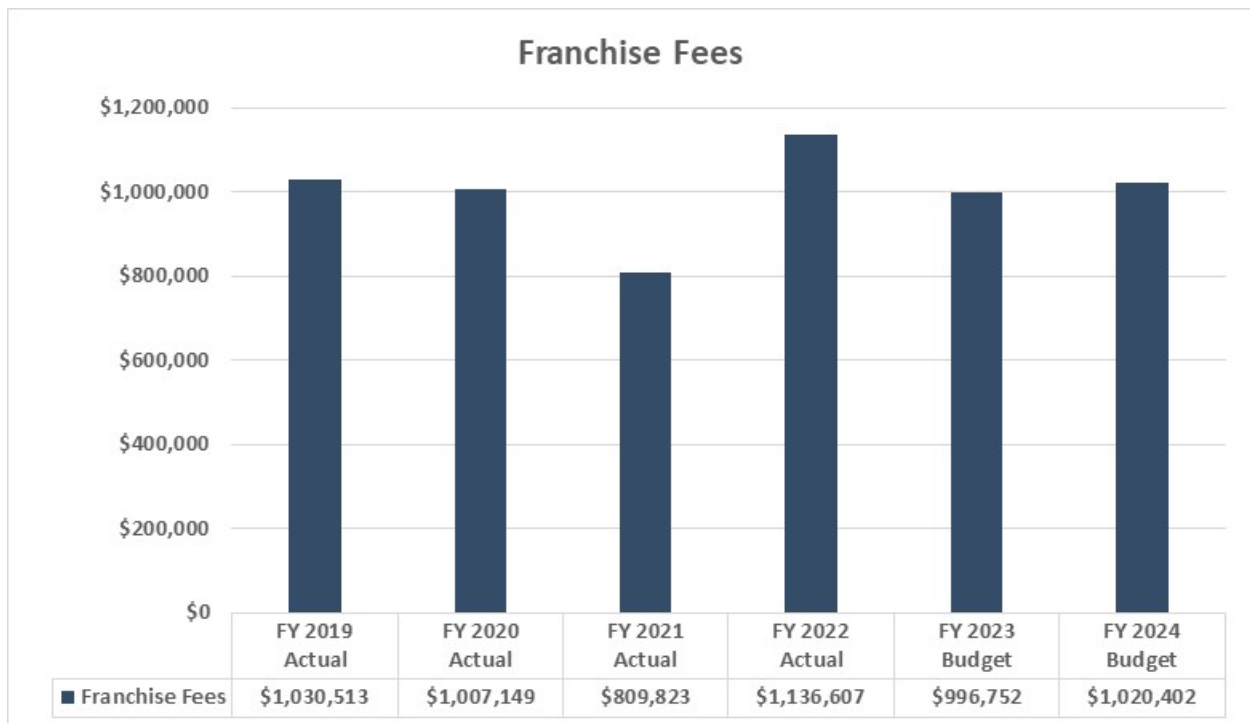


FY23 collections are outpacing the FY22 collections through February. Business Licenses are due April 30.

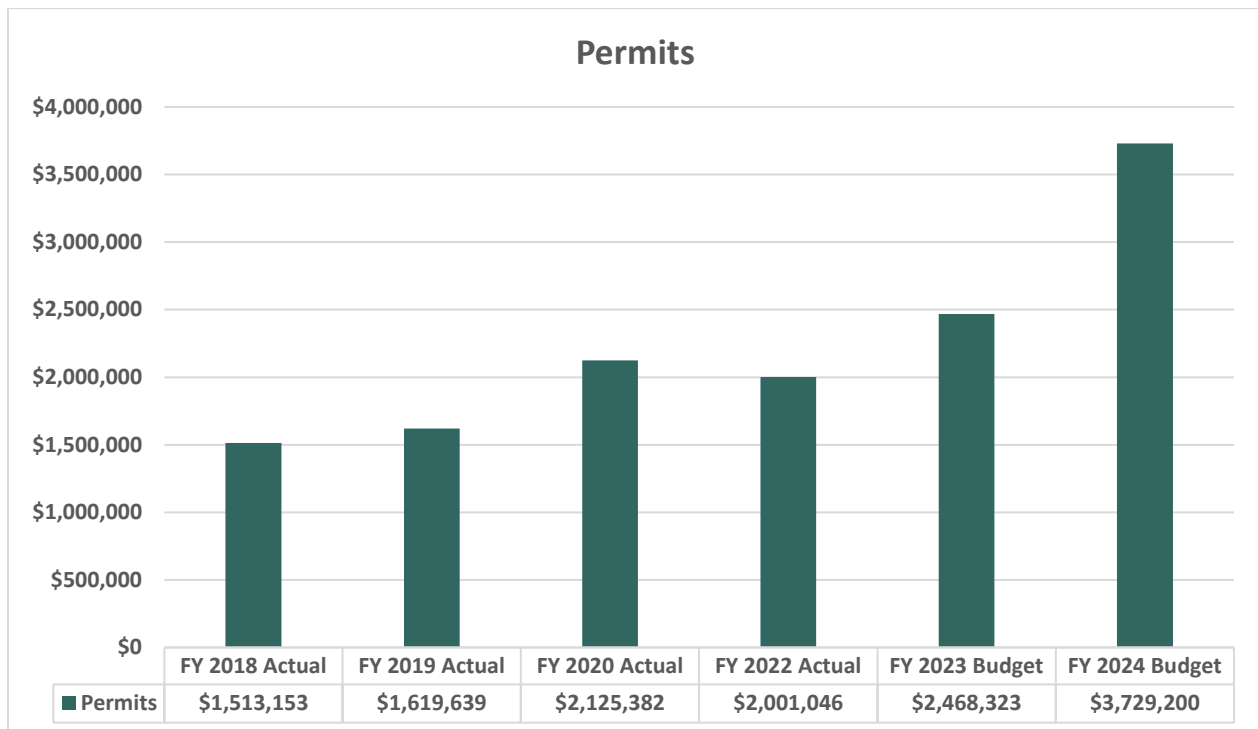


A delay in the MASC payment schedule pushed \$1 million of collections from FY 2020 to FY 2021 and FY 2021 to FY2022.

General Fund Revenue Trends, cont.

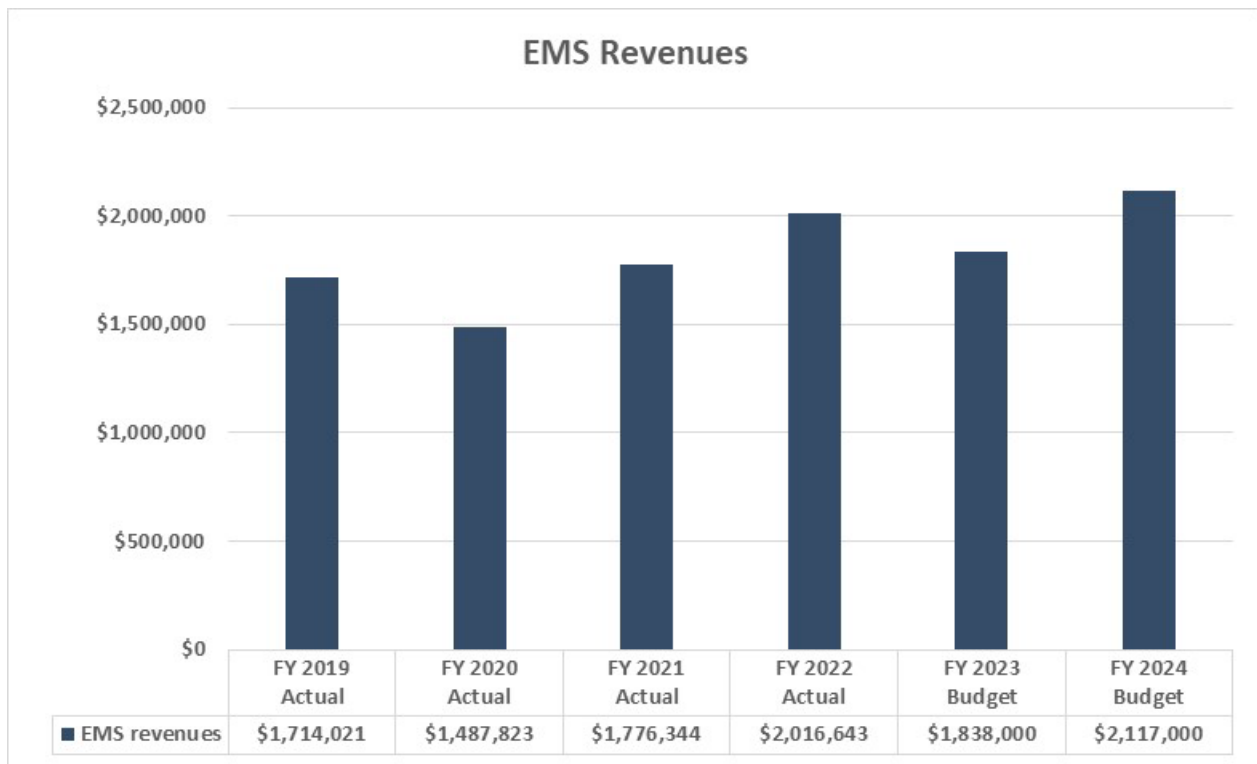


A franchise fee payment for the last quarter of FY21 was received in FY22, adding \$160k to the FY22 revenue. Besides this offset, Franchise Fees are consistent year over year.

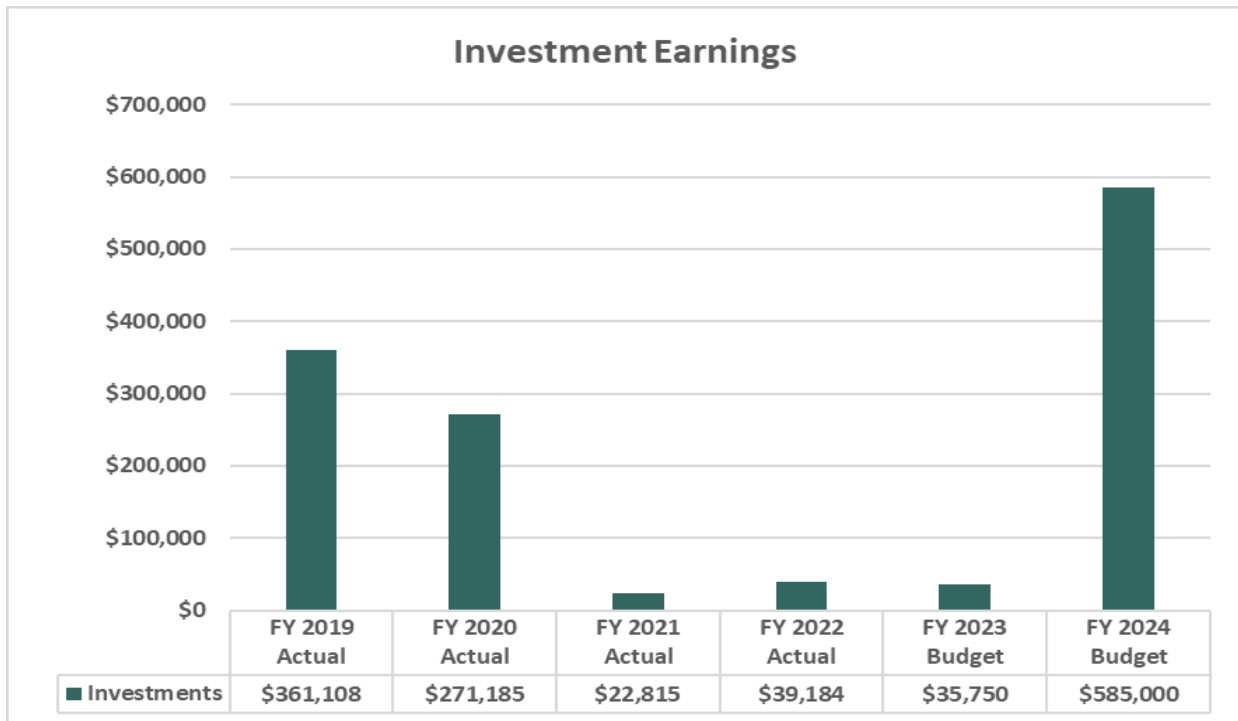


The FY 2024 budget includes a new Plan Review Fee (\$280k) and the first full year of Short Term Rental Permit Fees (\$1.75m).

General Fund Revenue Trends, cont.

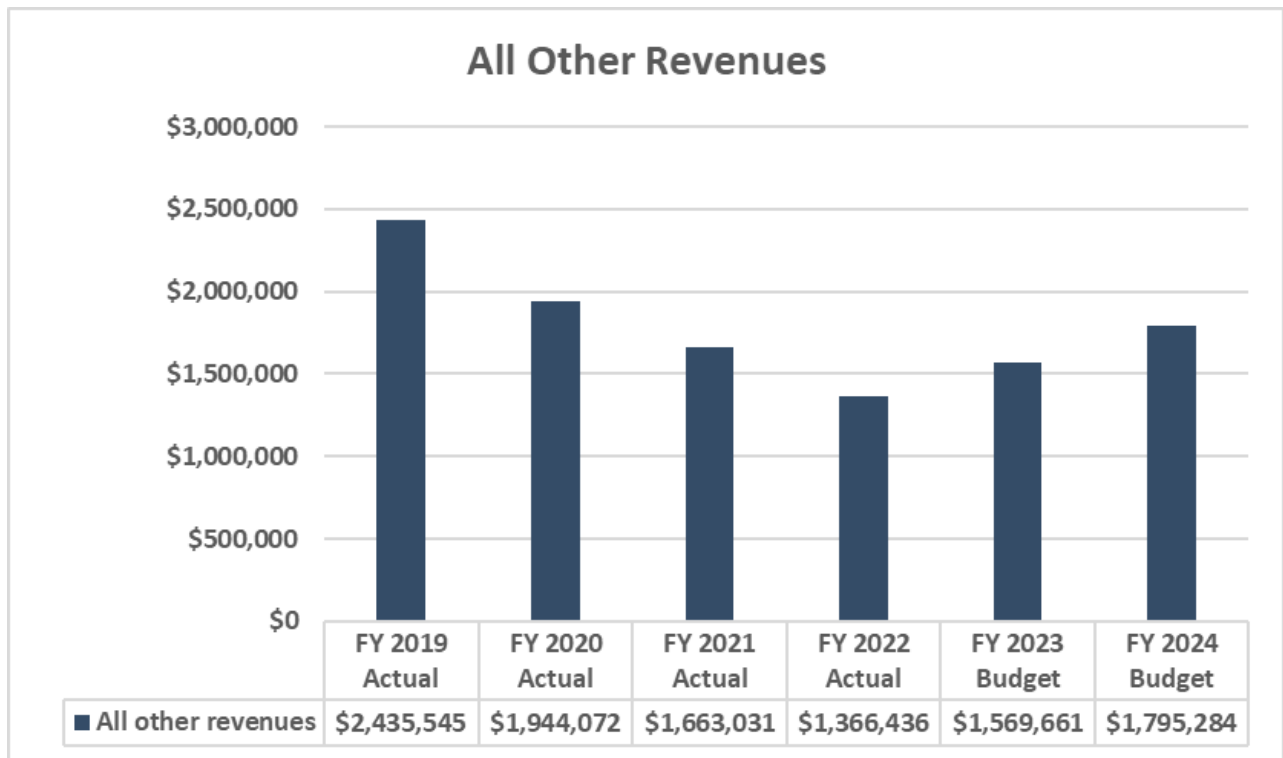


A rate increase went into effect in FY23.



FY23 Investment Earnings are expected to be an all time record high. The FY24 budget is about 58% of FY23 year end projection.

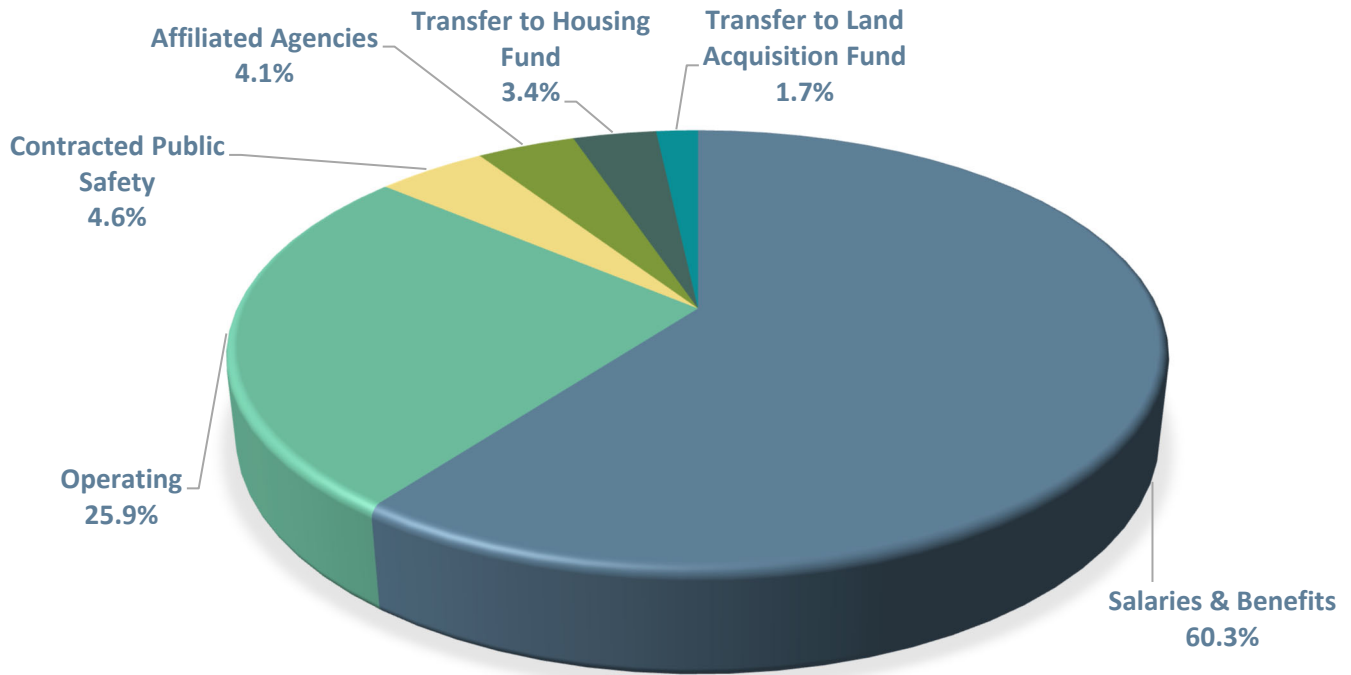
General Fund Revenue Trends, cont.



“All Other” revenue includes Intergovernmental, Grants, Beach Services, and Miscellaneous Revenue.

Uses of Funds

Fiscal Year 2024 General Fund - \$57,980,977



Expenditures by Category	FY 2022	FY 2023	FY 2024	\$ Change	%	% of
	Actual	Original Budget	Adopted Budget	FY 2023 Original	Change FY 2023 Original	
Salaries & Benefits	\$ 26,958,602	\$ 30,416,831	\$ 34,948,562	\$ 4,531,731	14.9%	60.3%
Operating	11,450,531	13,238,621	15,023,965	1,785,344	13.5%	25.9%
Contracted Public Safety	2,520,709	2,674,762	2,644,456	(30,306)	-1.1%	4.6%
Affiliated Agencies	2,162,424	2,291,590	2,363,994	72,404	3.2%	4.1%
Total	43,092,266	48,621,804	54,980,977	6,359,173	13.1%	94.8%
Transfer to CIP	549,261	-	-	-	0.0%	0.0%
Transfer to Housing Fund (1)	-	-	2,000,000	2,000,000	0.0%	3.4%
Transfer to Land Acquisition Fund (2)	-	-	1,000,000	1,000,000	0.0%	1.7%
Total Expenditures & Transfers Out	43,641,527	48,621,804	57,980,977	9,359,173	19.2%	100.0%

(1) \$1 million in transfer to Housing Fund for FY24 – in addition to the designated funds from the FY23 Budget.

(2) \$1 million in transfer to the Land Acquisition Fund for future land purchases

Department / Division Expenditure Overview

	2021 Actual	2022 Actual	2023 Adopted Budget	FY2024 Adopted Budget	FY23 Adopted Budget vs. FY24 Adopted (% Change)
Expenditures					
Executive					
Town Management					
Town Council Initiatives	\$74,946	\$0	\$0	\$0	0.0%
Town Council	\$487,805	\$429,918	\$548,112	\$450,842	-17.7%
Town Manager	\$762,108	\$1,296,654	\$1,524,062	\$1,698,127	11.4%
Human Resources	\$598,484	\$0	\$0	\$0	0.0%
Total Town Management:	\$1,923,343	\$1,726,572	\$2,072,174	\$2,148,969	3.7%
Total Executive:	\$1,923,343	\$1,726,572	\$2,072,174	\$2,148,969	3.7%
Finance & Administration					
Finance					
Administration	\$2,026,335	\$2,016,665	\$2,199,100	\$2,667,700	21.3%
Total Finance:	\$2,026,335	\$2,016,665	\$2,199,100	\$2,667,700	21.3%
Legal & Administration					
Administration	\$529,104	\$539,434	\$1,101,078	\$672,288	-38.9%
Office Of Cultural Affairs	\$233,272	\$258,399	\$300,095	\$313,313	4.4%
Information Technology	\$2,505,295	\$3,269,353	\$3,487,242	\$4,232,573	21.4%
Administrative Support	\$271,394	\$71,183	\$222,122	\$0	-100.0%
Human Resources	\$0	\$667,427	\$587,750	\$691,111	17.6%
Communications	\$354,161	\$257,551	\$348,115	\$446,715	28.3%
Total Legal & Administration:	\$3,893,225	\$5,063,347	\$6,046,402	\$6,356,000	5.1%
Total Finance & Administration:	\$5,919,560	\$7,080,012	\$8,245,502	\$9,023,700	9.4%
Community Services					
Public Projects & Facilities					
Administration	\$244,379	\$150,403	\$0	\$0	
Engineering	\$834,793	\$683,911	\$699,660	\$513,437	-26.6%
Facilities Management	\$4,388,534	\$6,057,702	\$5,925,951	\$7,434,416	25.5%
Capital Projects	\$0	\$394,782	\$595,467	\$822,625	38.2%
Total Public Projects & Facilities:	\$5,467,706	\$7,286,800	\$7,221,078	\$8,770,478	21.5%
Community Development					
Administration	\$668,141	\$348,116	\$679,106	\$1,278,795	88.3%
Building	\$1,109,875	\$1,066,885	\$1,176,712	\$1,360,933	15.7%
Development Review And Zoning	\$666,787	\$624,443	\$713,162	\$780,487	9.4%
Cd Services	\$462,984	\$497,681	\$635,775	\$529,604	-16.7%
Comprehensive Planning	\$688,788	\$575,719	\$1,081,703	\$936,193	-13.5%
Total Community Development:	\$3,596,575	\$3,112,845	\$4,286,458	\$4,886,012	14.0%
Total Community Services:	\$9,064,280	\$10,399,645	\$11,507,536	\$13,656,490	18.7%
Fire Rescue & Public Safety					
Fire & Rescue					
Operations	\$12,050,675	\$13,154,844	\$13,558,528	\$15,443,206	13.9%
Executive & Administration	\$3,971,036	\$3,575,784	\$4,821,718	\$5,703,784	18.3%
Total Fire & Rescue:	\$16,021,711	\$16,730,629	\$18,380,246	\$21,146,990	15.1%

Department / Division Expenditure Overview

	2021 Actual	2022 Actual	2023 Adopted Budget	FY2024 Adopted Budget	FY23 Adopted Budget vs. FY24 Adopted (% Change)
Public Safety					
Town Public Safety & Contracted Services	\$3,135,099	\$2,520,710	\$2,674,762	\$1,490,215	-44.3%
Total Public Safety:	\$3,135,099	\$2,520,710	\$2,674,762	\$1,490,215	-44.3%
Total Fire Rescue & Public Safety:	\$19,156,810	\$19,251,338	\$21,055,008	\$22,637,205	7.5%
Non Function					
Non Department					
Non Division (Transfers Out)	\$0	\$549,261	\$0	\$3,000,000	100.0%
Townwide	\$4,895,954	\$4,634,700	\$5,741,584	\$7,514,613	30.9%
Total Non Department:	\$4,895,954	\$5,183,961	\$5,741,584	\$10,514,613	83.1%
Total Non Function:	\$4,895,954	\$5,183,961	\$5,741,584	\$10,514,613	83.1%
Total Expenditures:	\$40,959,948	\$43,641,527	\$48,621,804	\$57,980,977	19.2%

Added positions in FY 2024:

- Assistant Finance Director
- Marketing & Engagement Director
- (1) Beach Facilities Technician & (1) Grounds Crew
- (2) Construction Project Managers (1 effective July and 1 effective January)
- (2) Firefighters
- Fire Rescue Communications & Marketing Administrator
- Fire Inspector
- Mechanic
- EMS Lieutenant
- Stormwater Inspector (budgeted in the Stormwater Fund)
- Stormwater Maintenance Administrator (budgeted in the Stormwater Fund)

Police Services Contract

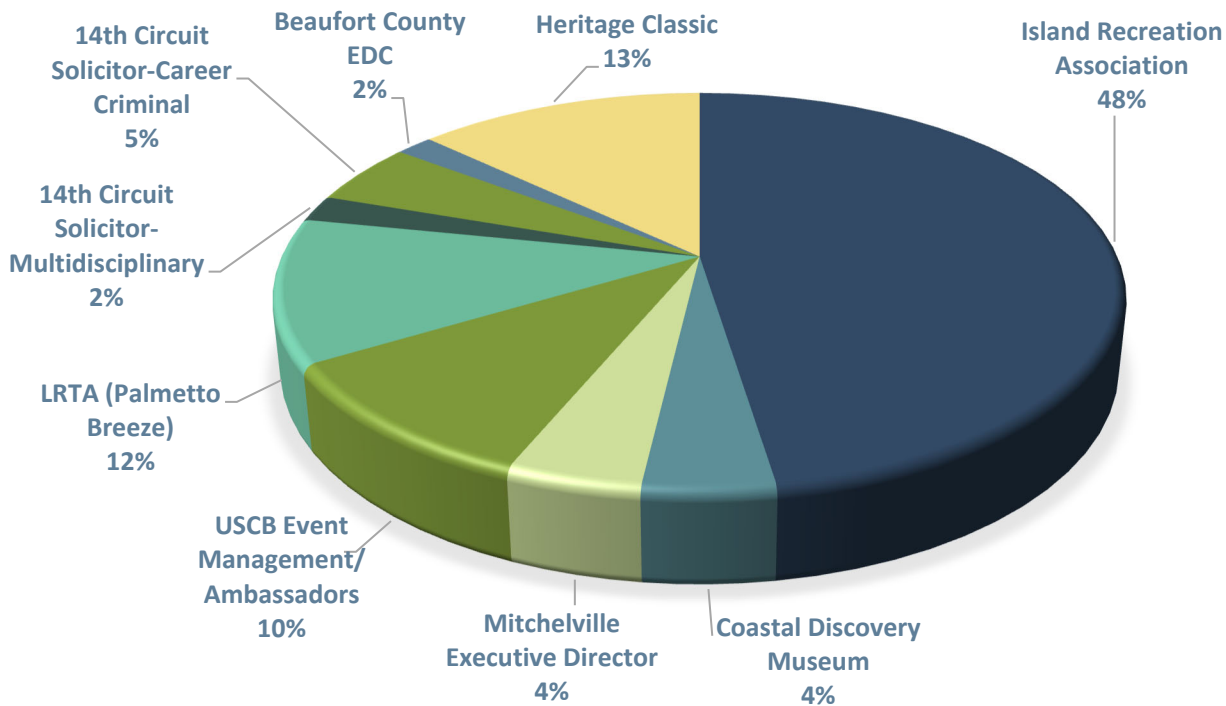
The Town has traditionally had a contractual relationship with the Beaufort County Sheriff's Office to provide police services on the Island.

For Fiscal Year 2021, negotiations with Beaufort County were unsuccessful in finding an acceptable price for these services. As a response, the County implemented a Police services fee on property taxpayers in Hilton Head Island. The Town provided through the budget \$2 million as the Town's final good faith offer. The Town challenged the County's implementation of the Police services fee, and the challenge is still in the court system.

In the meantime, the Town set aside the \$2 million in Fiscal 2021, 2022 and 2023 while the case works its way through the court system.

The Fiscal 2024 Budget continues to provide this "set aside" while the case is unresolved. The budget in FY24 has been moved from the Public Safety department to Townwide.

Affiliated Agencies Funding Requests



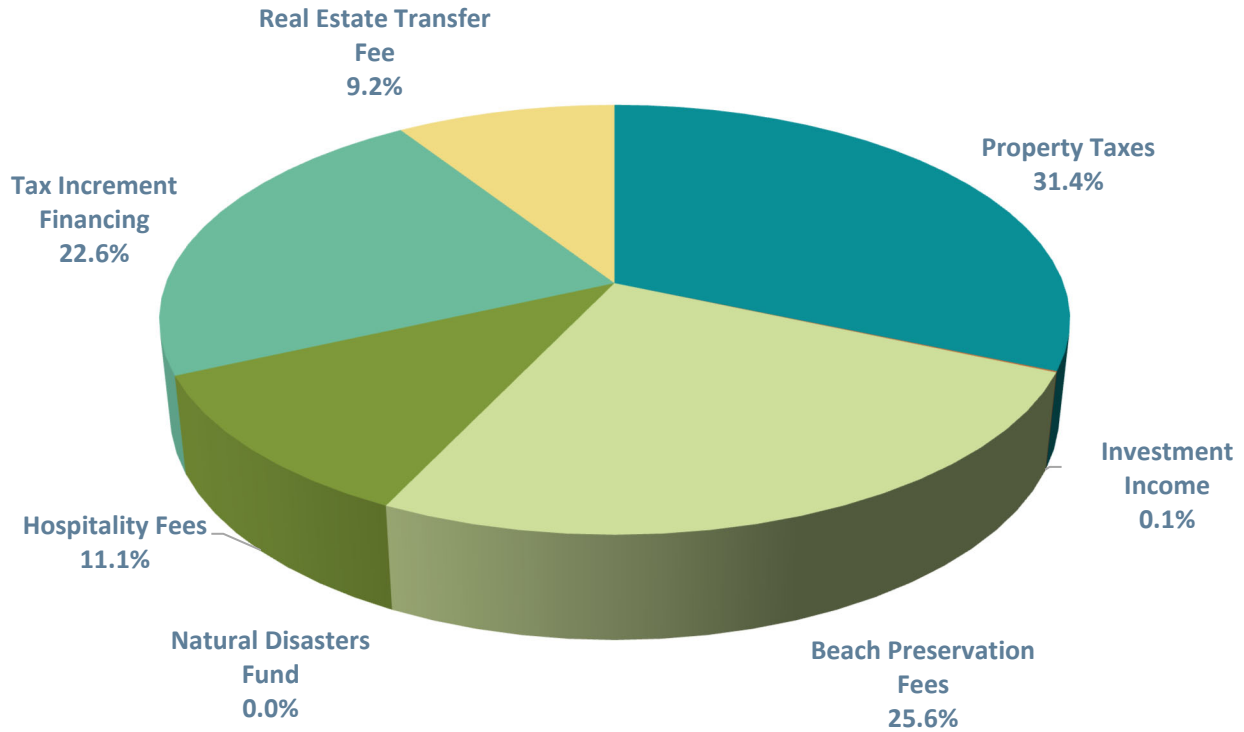
	FY 2021 Actual	FY 2022 Actual	FY 2023 Request	FY 2023 Budget	FY 2024 Request	FY 2024 Budget
Island Recreation Association	1,060,706	1,087,578	1,099,304	1,099,304	1,123,766	1,123,766
Coastal Discovery Museum	75,000	75,000	92,775	92,775	102,432	102,432
Mitchelville Executive Director	105,000	105,000	105,000	105,000	105,000	105,000
USCB Event Management/Ambassadors	110,663	186,367	190,094	190,094	238,985	238,985
LRTA (Palmetto Breeze)	200,000	225,165	283,478	282,404	277,842	277,842
14th Circuit Solicitor-Multidisciplinary	50,000	50,000	50,000	50,000	50,000	50,000
14th Circuit Solicitor-Career Criminal	118,500	118,500	118,500	118,500	118,500	118,500
Beaufort County EDC	25,000	25,000	25,000	25,000	40,000	40,000
Heritage Classic	-	289,815	298,513	298,513	307,469	307,469
Habitat for Humanity*	-	-	-	-	500,000	-
Grant Matching Funds	-	-	30,000	30,000	-	-
LEPC/Beaufort County	4,246	-	-	-	-	-
Concours D'Elegance	150,000	-	-	-	-	-
Arts Center	200,000	-	-	-	-	-
Total	2,099,115	2,162,425	2,292,664	2,291,590	2,863,994	2,363,994

*Habitat for Humanity submitted a request of \$500,000, however, staff believed it was more appropriate to be included in upcoming Housing Fund discussions rather than in the General Fund Affiliated Agency budget.

TOWN OF HILTON HEAD ISLAND: FY2024 DEBT SERVICE FUND BUDGET

Sources of Funds

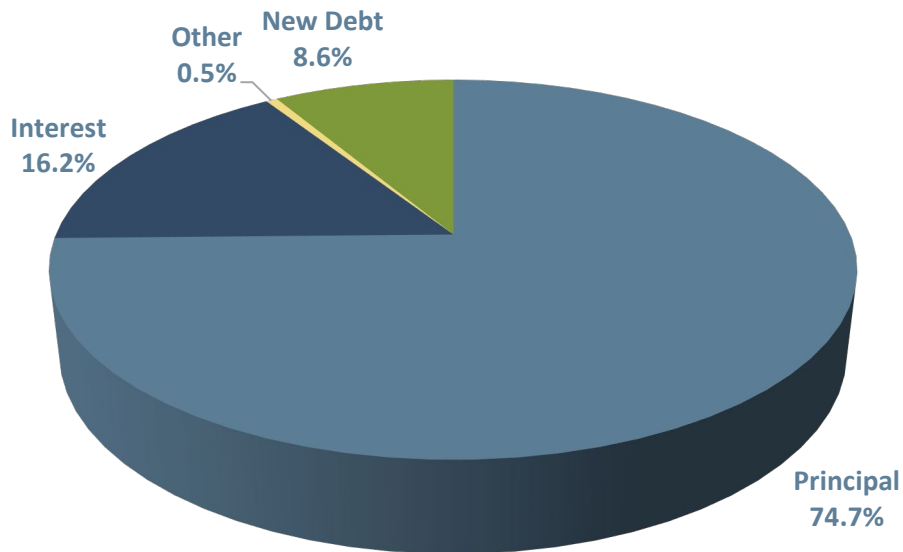
Fiscal Year 2024 Debt Service Fund - \$17,397,233



	FY 2022 Actual	FY 2023 Original Budget	FY 2024 Adopted Budget	% Change FY 2023 Budget	% of Budget
Property Taxes	\$ 5,600,014	\$ 5,402,336	\$ 5,470,300	1.3%	31.4%
Investment Income	19,270	12,000	14,315	19.3%	0.1%
Transfers In:					
Beach Preservation Fees	3,959,125	3,952,375	4,448,375	12.5%	25.6%
Natural Disasters Fund	3,535,665	3,537,765	-	-100.0%	0.0%
Hospitality Fees	1,446,406	1,444,691	1,937,134	34.1%	11.1%
Tax Increment Financing	3,927,712	3,927,564	3,931,259	0.1%	22.6%
Real Estate Transfer Fee	986,500	1,097,350	1,595,850	45.4%	9.2%
Total Revenues	19,474,692	19,374,081	17,397,233	-10.2%	100.0%

Uses of Funds

Fiscal Year 2024 Debt Service Fund - \$17,397,233



	FY 2022 Actual	FY 2023 Original Budget	FY 2024 Adopted Budget	% Change FY 2023 Budget	% of Budget
Principal	\$ 15,655,000	\$ 16,055,000	\$ 12,995,000	-19.1%	74.7%
Interest	4,138,637	3,289,081	2,809,733	-14.6%	16.2%
Other	21,375	30,000	92,500	208.3%	0.5%
New Debt	-	-	1,500,000	0.0%	8.6%
Total Expenditures	19,815,012	19,374,081	17,397,233	-10.2%	100.0%

Debt Service Fund Highlights

- \$15m debt reduction in FY21 and 22, \$16m reduction in FY23, plus \$15.8m reduction in FY24
- This is the 6th year in a row the Town's net debt declined FY 2019 - 2024
- The bonds issued after Hurricane Matthew to reinstate the Disaster Funds have been fully repaid
- The budget includes both General Obligation (GO) and Special Revenue bonds
- The Town will continue to seek out refunding opportunities
- No change in the millage (pending reappraisal)
- The Town continues to improve its financial position and capacity by steadily decreasing debt
- The Town will issue a lease for the Fire Trucks – the lease payments are built into the General Fund under Fire Rescue budget as a signal that regular replacement is a priority and expected
- Stormwater bonds are paid through the Stormwater fund
- **We are in the early stages of possibly planning a new bond issue this year. Further action by Town Council will be required to move forward.**

Uses of Funds

Debt Service Payments

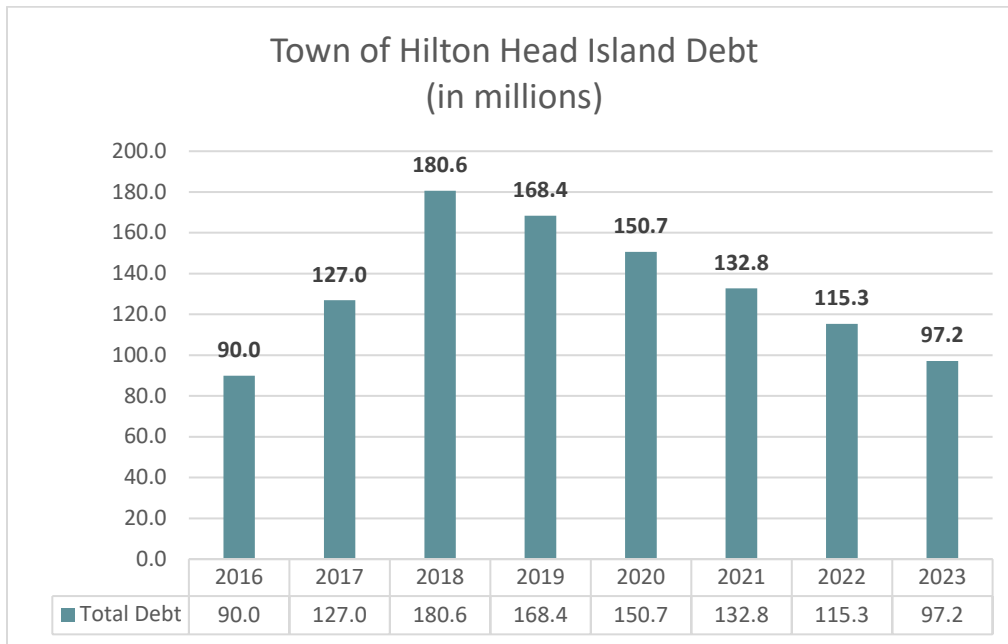
	FY 2024 Payments			Balance After FY24 Pmts	Final Payment FY
	Interest	Principal	Total		
Debt Service Payments - (without Stormwater Bonds)					
General Obligation Bonds (Original Issue Amount)					
Series 2016A GO Referendum Refunding Bonds (\$13,080,000)	\$ 18,788	\$ 825,000	\$ 843,788	\$ 840,000	2025
Series 2016C GO Referendum Refunding Bonds (\$9,035,000)	168,238	635,000	803,238	5,705,000	2035
Series 2009 GO Non-Referendum Refunding Bonds (\$5,005,000)	24,850	460,000	484,850	480,000	2025
Series 2016B GO Referendum Bonds (\$5,770,000)	10,850	1,085,000	1,095,850	-	2024
Series 2020A GO Referendum Refunding Bonds (\$5,830,000)- to 202	211,350	670,000	881,350	3,890,000	2028
Series 2017A GO Non-Referendum Bonds (\$27,310,000)	865,569	605,000	1,470,569	25,495,000	2047
Series 2020B GO Referendum Bonds (\$6,285,000)	96,670	460,000	556,670	5,575,000	2035
Series 2019 GO Obligation Bonds (\$5,000,000)	156,650	195,000	351,650	4,140,000	2039
Total General Obligation Bonds	\$1,552,965	\$ 4,935,000	\$ 6,487,965	46,125,000	
Revenue / Special Obligation Bonds (Original Issue Amount)					
Series 2019 Special Bonds (Hospitality Tax) (\$16,520,000)	\$ 327,134	\$ 1,110,000	\$ 1,437,134	\$ 10,925,000	2036
Series 2017C Special USCB Tax Increment Bonds (\$28,530,000)	136,259	3,795,000	3,931,259	3,860,000	2025
Series 2017B Special Bonds (Beach Preservation Fee) (\$30,075,000)	793,375	3,155,000	3,948,375	14,290,000	2028
Total Revenue / Special Obligation Bonds	\$1,256,768	\$ 8,060,000	\$ 9,316,768	29,075,000	
Grand Total - Existing Debt (a)	\$2,809,733	\$12,995,000	\$15,804,733	75,200,000	
Stormwater debt is accounted for in the Stormwater Fund. Outstanding Stormwater debt are these two special revenue bonds:					
Stormwater Bonds (Original Issue Amount)					
Series 2021 Special Bonds (Stormwater) (\$5,630,000)	\$ 23,157	\$ 920,000	\$ 943,157	\$ 1,870,000	2026
Series 2018 Special Bonds (Stormwater) (\$3,200,000)	45,664	320,000	365,664	1,365,000	2028
Total Stormwater Special Obligation Bonds	\$ 68,821	\$ 1,240,000	\$ 1,308,821	\$ 3,235,000	

Note: Some new bonds are provided for in FY24 – unless we see a refunding opportunity – which will be brought for consideration separately. A lease purchase option will be executed for the purchase of the new fire trucks from HTAX revenues in early calendar year 2024. Payments on the fire trucks will be budgeted in the Fire Rescue budget so that the expectation is replacement when the lease is fulfilled. This keeps the fleet renewed to maximize efficiency and effectiveness.

(a) Comparable amounts for FY 2023 are \$3,289,081 interest and \$16,055,000 principal payments – indicating the Town’s relatively fast payout schedule and significant progress toward reducing outstanding balances.

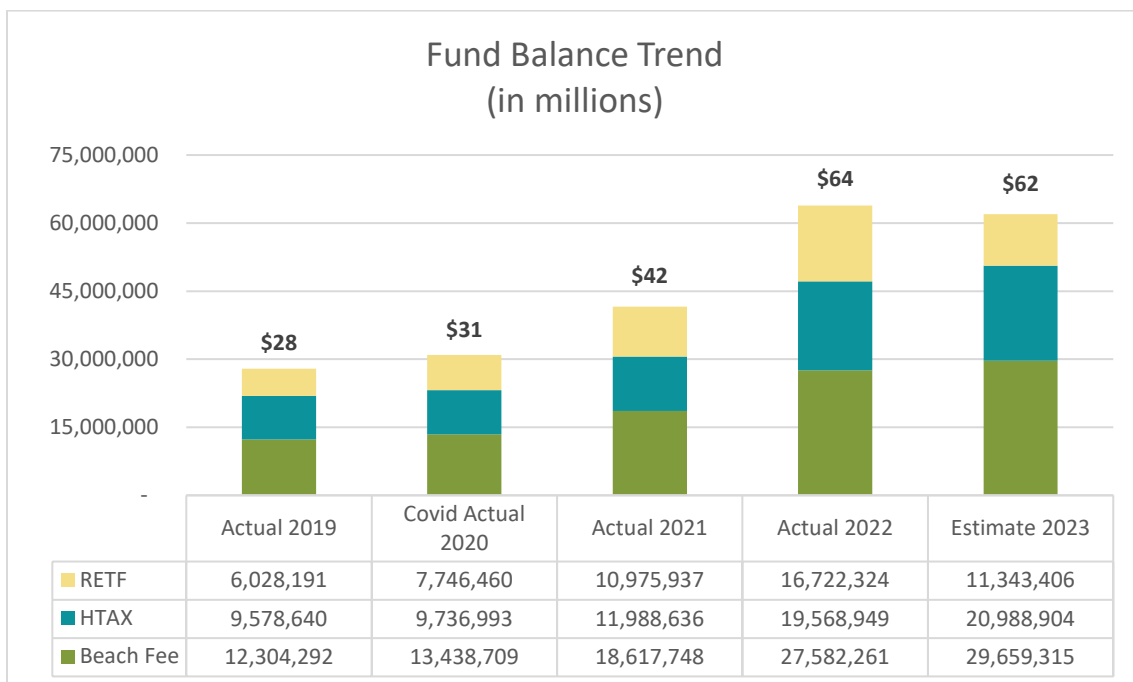
(b) The interest line item includes \$1.5 million for possible new debt

Town of Hilton Head Island Debt



The Town's debt has decreased in each of the last 5 years.

Town of Hilton Head Island Fund Balance Trends

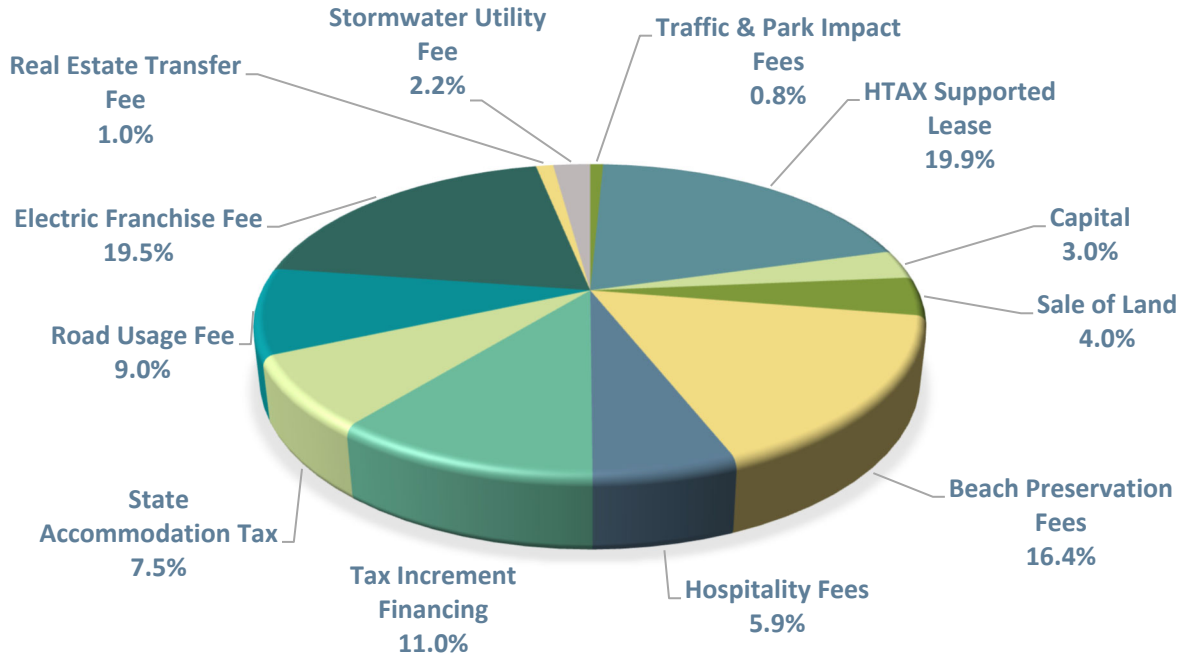


The fund balances for the primary revenues for new debt have grown significantly.

TOWN OF HILTON HEAD ISLAND: FY 2024 CAPITAL PROJECTS FUND BUDGET

Sources of Funds

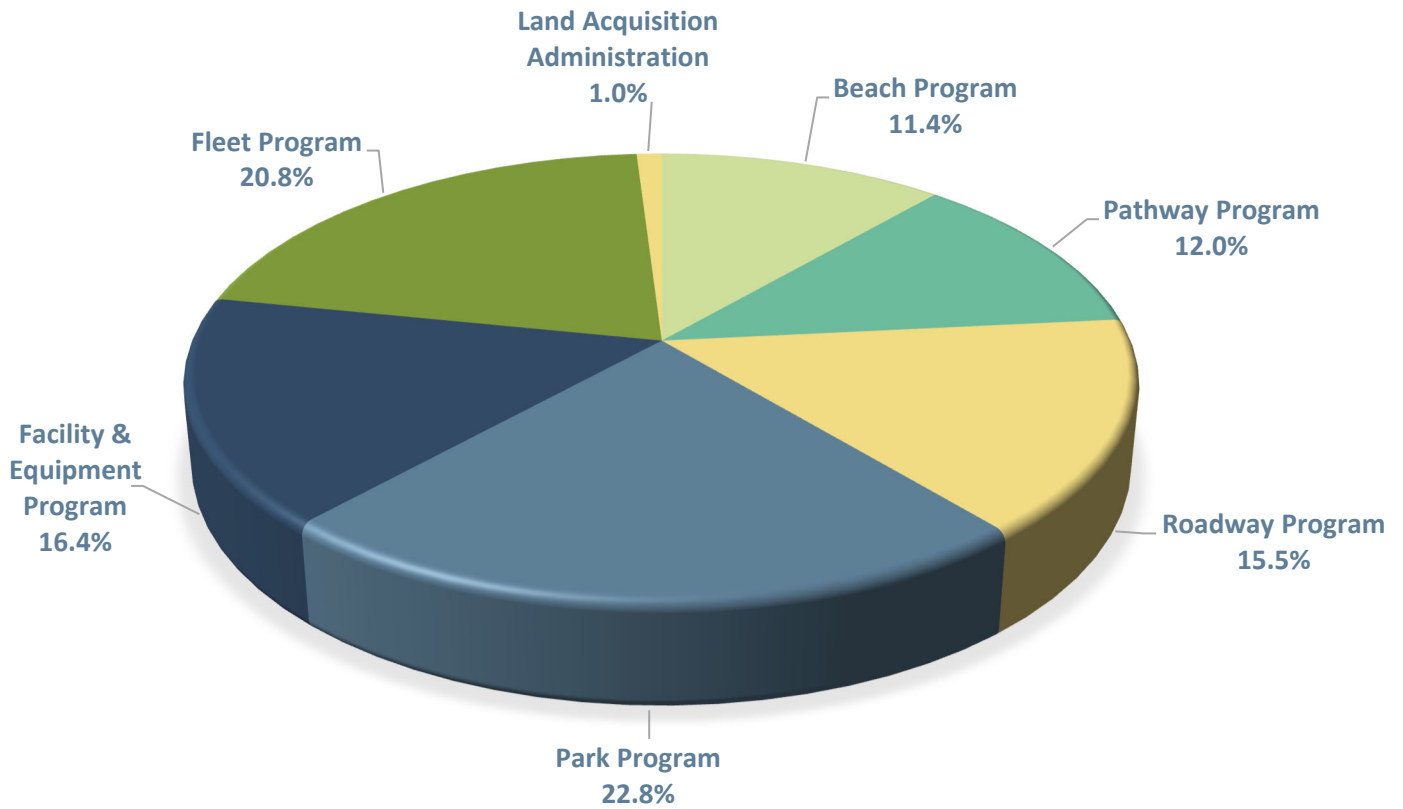
Fiscal Year 2024 - \$39,993,081



Funding Sources	FY 2022 Actual	FY 2023 Original Budget	FY 2024 Adopted Budget	\$ Change FY 2023	% Change FY 2023	% of Budget
Traffic & Park Impact Fees	321,205	1,150,000	300,000	(850,000)	-73.9%	0.8%
Sunday Liquor Permit Fees	306,410	400,000	-	(400,000)	-100.0%	0.0%
HTAX Supported Lease	-	7,742,473	7,944,420	201,947	2.6%	19.9%
Bond Proceeds	1,399	-	-	-	0.0%	0.0%
Capital	64,359	635,761	1,200,000	564,239	88.8%	3.0%
Sale of Land	43,744	800,000	1,600,000	800,000	100.0%	4.0%
Grants	193,187	3,530,000	-	(3,530,000)	-100.0%	0.0%
Transfers In:						0.0%
Beach Preservation Fees	611,004	2,850,000	6,556,000	3,706,000	130.0%	16.4%
Hospitality Fees	770,104	6,985,472	2,360,000	(4,625,472)	-66.2%	5.9%
Tax Increment Financing	1,489,637	4,187,235	4,379,500	192,265	4.6%	11.0%
General Fund	549,261	-	-	-	0.0%	0.0%
State Accommodation Tax	-	3,109,000	3,000,000	(109,000)	-3.5%	7.5%
Road Usage Fee	372,811	3,508,555	3,600,000	91,445	2.6%	9.0%
Electric Franchise Fee	1,607,772	8,743,319	7,793,161	(950,158)	-10.9%	19.5%
Real Estate Transfer Fee	201,894	-	400,000	400,000	0.0%	1.0%
Short Term Rental Permit Fee	-	1,200,118	-	(1,200,118)	-100.0%	0.0%
Stormwater Utility Fee	2,043,363	830,000	860,000	30,000	3.6%	2.2%
Total Funding Sources	8,576,150	45,671,933	39,993,081	(5,678,852)	-12.4%	100.0%

Uses of Funds

Fiscal Year 2024 Capital Projects Fund - \$39,993,081



Use of Funds	FY 2022 Actual	FY 2023 Original Budget	FY 2024 Adopted Budget	\$ Change FY 2023	% Change FY 2023	% of Budget
Beach Program	\$ 547,974	\$ 2,850,000	\$ 4,556,000	\$ 1,706,000	59.9%	11.4%
Pathway Program	143,596	4,724,000	4,810,000	\$ 86,000	1.8%	12.0%
Roadway Program	434,882	8,153,842	6,204,465	\$ (1,949,377)	-23.9%	15.5%
Park Program	4,091,113	13,795,235	9,129,500	\$ (4,665,735)	-33.8%	22.8%
Facility & Equipment Program	1,925,916	6,302,650	6,563,696	\$ 261,046	4.1%	16.4%
Fleet Program	371,528	8,166,945	8,329,420	\$ 162,475	2.0%	20.8%
Land Acquisition Administration	39,142	300,000	400,000	\$ 100,000	33.3%	1.0%
Housing	-	1,379,261	-	\$ (1,379,261)	-100.0%	0.0%
Total Use of Funds	7,554,151	45,671,933	39,993,081	(5,678,852)	-12.4%	100.0%

Proposed FY24 Projects

Beach

- C Driessen Beach Park Improvements
- D Fish Haul Beach Park Improvements

Pathways

- G William Hilton Parkway EB
- H Marshland Road

Roadways

- J Palmetto Bay Road Streetscape Enhancements
- L Fish Haul Road/Baygall Road Corridor

Parks

- M Ford Shell Ring
- O Island Recreation Association CIP
- Q Greenshell Park Enhancements
- R Old Schoolhouse Park Enhancements
- S Bristol Sports Arena
- T Rowing & Sailing Center Kayak Storage

Facilities & Equipment

- U Town Hall Facility Enhancements
- V Training Center Facility Upgrades
- W Dispatch Center Workstation Chairs
- X Jarvis Pump Station Roof Replacement
- Y Facilities Maintenance Building Mezzanine
- AA SCDOT Toll Plaza Building Demolition
- CC Coastal Discovery Museum CIP
- DD Historic Mitchelville Freedom Park CIP
- MM Palmetto Hall Outfall Improvements

Map Legend

- Town-Owned Land
- Upland
- Marsh
- Water



Capital Improvements Program (CIP)

Summary of FY 2024 Projects

Summary	FY 2023 Carry Forward	FY 2024 New Funding	FY 2024 Total Funding	Funding Sources
Beach Management	\$ 1,556,000	\$ 3,000,000	\$ 4,556,000	Beach Fee
Pathway Management	2,385,000	2,425,000	\$ 4,810,000	State ATAX & HTAX
Roadway Management	3,892,020	2,312,445	\$ 6,204,465	Impact Fee, Road Usage Fee, Electric Franchise Fee, & Sale of Land
Park Management	5,350,000	3,779,500	\$ 9,129,500	HTAX, TIF, Beach Fee, Real Estate Transfer Fee, Capital & Sale of Land
Facility & Equipment Management	950,000	5,613,696	\$ 6,563,696	Electric Franchise Fee & Stormwater Fees
Fleet Management	7,518,420	811,000	\$ 8,329,420	Electric Franchise Fee & Lease
Land Acquisition Admin.	290,000	110,000	\$ 400,000	Sale of Land
Total Use of Funds	21,941,440	18,051,641	39,993,081	

Capital Improvements Program (CIP)

Summary of FY 2024 Projects

Projects	FY 2023 Carry Forward	FY 2024 New Funding	FY 2024 Total Funding	Funding Sources
Beach Management				
Beach Management & Monitoring	-	450,000	450,000	Beach Fee
Beach Renourishment	-	700,000	700,000	Beach Fee
Beach Park Improvements	956,000	1,750,000	2,706,000	Beach Fee
Harbour Town Dredge	600,000	-	600,000	Beach Fee
Contingency	-	100,000	100,000	Beach Fee
Beach Management Total	1,556,000	3,000,000	4,556,000	
Pathway Management				
Pathway Maintenance & Improvements	345,000	-	345,000	HTAX
New Pathway Segments	2,040,000	2,325,000	4,365,000	State ATAX & HTAX
Contingency	-	100,000	100,000	HTAX
Pathway Management Total	2,385,000	2,425,000	4,810,000	
Roadway Management				
Dirt Road Acquisition & Paving Program	1,128,465	300,000	1,428,465	Road Usage Fee & Sale of Land
William Hilton Parkway Enhancements	1,945,000	505,000	2,450,000	Road Usage Fee
Pope Ave, Palmetto Bay Rd., New Orleans Rd. Streetscap Enhancements	275,000	500,000	775,000	Electric Franchise Fee
Main Street Enhancements	75,000	175,000	250,000	Electric Franchise Fee
Squire Pope Road Crosswalks	135,000	-	135,000	Electric Franchise Fee
Roadway Maintenance & Improvements	333,555	352,445	686,000	Road Usage Fee & Electric Franchise Fee
Closed Loop Traffic Signal Maintenance	-	230,000	230,000	Impact Fee
Wayfinding & Signage Master Plan	-	150,000	150,000	Road Usage Fee
Contingency	-	100,000	100,000	Impact Fee & Road Usage Fee
Roadway Management Total	3,892,020	2,312,445	6,204,465	
Park Management				
Parks & Recreation	5,145,000	2,455,000	7,600,000	HTAX, TIF, Beach Fee, Real Estate Transfer Fee, & Sale of Land
Island Recreation Association	-	509,500	509,500	Capital
Public Art Program	5,000	30,000	35,000	HTAX
General Park Enhancements	200,000	685,000	885,000	Capital & HTAX
Contingency	-	100,000	100,000	HTAX
Park Management Total	5,350,000	3,779,500	9,129,500	

Capital Improvements Program (CIP)

Summary of FY 2024 Projects

Projects	FY 2023 Carry Forward	FY 2024 New Funding	FY 2024 Total Funding	Funding Sources
Facility & Equipment Management				
Town Hall Facility Enhancements	180,000	1,250,000	1,430,000	Electric Franchise Fee
Fire Rescue Training Center Upgrades	-	250,000	250,000	Electric Franchise Fee
Jarvis Pump Station Roof Replacement	-	30,000	30,000	Electric Franchise Fee
SCDOT Toll Plaza Building Demolition	-	200,000	200,000	Electric Franchise Fee
Electric Vehicle Charging Stations	-	30,000	30,000	Electric Franchise Fee
Parking Master Plan Implementation	200,000	-	200,000	Electric Franchise Fee
Emergency Access Gates	-	150,000	150,000	Electric Franchise Fee
Coastal Discovery Museum	60,000	518,000	578,000	Electric Franchise Fee
Historic Mitchelville Freedom Park	75,000	675,000	750,000	Electric Franchise Fee
IT Equipment & Software	100,000	1,045,000	1,145,000	Electric Franchise Fee
Security Cameras & Connectivity	-	390,696	390,696	Electric Franchise Fee
Fire/Medical Systems & Equipment	-	375,000	375,000	Electric Franchise Fee
Fire Hydrant Expansion	-	50,000	50,000	Electric Franchise Fee
Arts Campus Feasibility Study	25,000	-	25,000	Electric Franchise Fee
Stormwater Projects	310,000	550,000	860,000	Stormwater Fees
Contingency	-	100,000	100,000	Electric Franchise Fee
Facility & Equipment Management Total	950,000	5,613,696	6,563,696	
Fleet Management				
Town Vehicle Replacement	-	541,000	541,000	Electric Franchise Fee
F/R Apparatus & Vehicle Replacement	7,518,420	170,000	7,688,420	Electric Franchise Fee & Lease
Contingency	-	100,000	100,000	Electric Franchise Fee
Fleet Management Total	7,518,420	811,000	8,329,420	
Land Acquisition Administration Total	290,000	110,000	400,000	Sale of Land
Total FY 2024 Capital Program	\$ 21,941,440	\$ 18,051,641	\$ 39,993,081	

TOWN OF HILTON HEAD ISLAND - CAPITAL IMPROVEMENTS PROGRAM FY24 - FY28

MAP KEY	PROJECTS	FY23 ADOPTED/ AMENDED BUDGET	FY23 BALANCE AVAILABLE	REALLOCATION	FY23 CARRY FORWARD	FY24 BUDGET (NEW FUNDS)	FY24 TOTAL	FY25 TOTAL	FY26 TOTAL	FY27 TOTAL	FY28 TOTAL	FY24 PROJECT SCOPE	PC RANKING
BEACH PROGRAM													
B1	Beach Management & Monitoring	\$ 300,000	\$ -	\$ -	\$ -	\$ 450,000	\$ 450,000	\$ 300,000	\$ 300,000	\$ 300,000	\$ 300,000	Ongoing activities as to manage the beach including SLR/Resiliency, endangered species monitoring, Beach Program Economic Sustainability Analysis, etc.	1A
B2	Beach Renourishment	\$ 600,000	\$ -	\$ -	\$ -	\$ 700,000	\$ 700,000	\$ 35,000,000	\$ 500,000	\$ 500,000	\$ 500,000	Activities related to the next Renourishment Project, including permitting, bidding, etc. Construction of Renourishment Project anticipated in FY25	1A
BEACH PARK IMPROVEMENTS													
	Beach Park Maintenance & Improvements	\$ 350,000	\$ -	\$ -	\$ -	\$ 250,000	\$ 250,000	\$ 250,000	\$ 250,000	\$ 250,000	\$ 250,000	Maintenance and general improvements to 7 beach parks such as paving, landscaping, lighting, and site furnishings, etc. Includes replacement of roof on restroom building at Folly Field Beach Park	1A
B3	Driessen Beach Park Boardwalk Replacement	\$ 600,000	\$ 556,000	\$ -	\$ 556,000	\$ 250,000	\$ 806,000	\$ -	\$ -	\$ -	\$ -	Replacement of boardwalk and construction of overlook pavilion at Driessen Beach Park	1A
B4	Folly Field Beach Park Boardwalk Replacement	\$ 100,000	\$ -	\$ -	\$ -	\$ -	\$ -	\$ -	\$ -	\$ -	\$ -	Complete by end of FY23	1A
B5	Islanders Beach Park Improvements	\$ 500,000	\$ 400,000	\$ -	\$ 400,000	\$ 1,250,000	\$ 1,650,000	\$ 1,650,000	\$ -	\$ -	\$ -	Design (Final) & Permitting of improvements at existing Beach Park including parking for beach passholders, pathways, and playground amenity area improvements. Start Construction in FY24 and finish in FY25.	1A
B6	Coligny Beach Park/Parking	\$ 100,000	\$ -	\$ -	\$ -	\$ -	\$ -	\$ 500,000	\$ -	\$ -	\$ -	Improvements to existing decking and substructure	1A
	Driessen Beach Park Improvements	\$ -	\$ -	\$ -	\$ -	\$ -	\$ -	\$ -	\$ -	\$ 350,000	\$ 2,500,000	Future enhancements to vehicular/pedestrian circulation including accessibility, improved beach access, new site furnishings/lighting, playground, landscape enhancements	1B
	Fish Haul Beach Park Improvements	\$ -	\$ -	\$ -	\$ -	\$ -	\$ -	\$ -	\$ -	\$ -	\$ 350,000	Future enhancements to vehicular/pedestrian circulation including accessibility, improved beach access, new site furnishings/lighting, playground, landscape enhancements	1B
	Folly Field Beach Park Improvements	\$ -	\$ -	\$ -	\$ -	\$ -	\$ -	\$ -	\$ -	\$ -	\$ -	Future enhancements to vehicular/pedestrian circulation including accessibility, improved beach access, new site furnishings/lighting, playground, landscape enhancements	X
	<i>Total BEACH PARK IMPROVEMENTS</i>	\$ 1,650,000	\$ 956,000	\$ -	\$ 956,000	\$ 1,750,000	\$ 2,706,000	\$ 2,400,000	\$ 250,000	\$ 600,000	\$ 3,100,000		
B7	Harbour Town Dredge	\$ 600,000	\$ 600,000	\$ -	\$ 600,000	\$ -	\$ 600,000	\$ -	\$ -	\$ -	\$ -	Agreement with South Island Dredging Association to assist with funding for dredging of Harbour Town Yacht Basin and Braddock Cove Creek; Funding approved in FY19, 20, and 21 budgets	N/A
	Beach Project Management and Contingency	\$ -	\$ -	\$ -	\$ -	\$ 100,000	\$ 100,000	\$ 100,000	\$ 100,000	\$ 100,000	\$ 100,000	Miscellaneous unexpected project expenses	N/A
	TOTAL BEACH PROGRAM	\$ 3,150,000	\$ 1,556,000	\$ -	\$ 1,556,000	\$ 3,000,000	\$ 4,556,000	\$ 37,800,000	\$ 1,150,000	\$ 1,500,000	\$ 4,000,000		

TOWN OF HILTON HEAD ISLAND - CAPITAL IMPROVEMENTS PROGRAM FY24 - FY28

MAP KEY	PROJECTS	FY23 ADOPTED/ AMENDED BUDGET	FY23 BALANCE AVAILABLE	REALLOCATION	FY23 CARRY FORWARD	FY24 BUDGET (NEW FUNDS)	FY24 TOTAL	FY25 TOTAL	FY26 TOTAL	FY27 TOTAL	FY28 TOTAL	FY24 PROJECT SCOPE	PC RANKING
PATHWAY PROGRAM													
	Pathway Maintenance & Improvements	\$ 807,670	\$ 345,000	\$ -	\$ 345,000	\$ -	\$ 345,000	\$ 350,000	\$ 350,000	\$ 350,000	\$ 350,000	Maintenance and Improvements to existing pathways including Repair, Rejuvenation, and Striping plus Safety and Enhancements aimed at improving consistency and uniformity of all pathway signs, landings, crosswalks, pavement markings, ADA compliance, etc. May include Preliminary Planning, Design (Conceptual & Final), Permitting, and/or Construction depending on specific project. Includes replacement of pathway boardwalk decking on Spanish Wells and Assessment/repair of all pathway boardwalks.	1B
Pa5	Pathway Improvement Master Plan	\$ -	\$ -	\$ -	\$ -	\$ -	\$ -	\$ 150,000	\$ -	\$ -	\$ -	Island-wide pathway and connectivity plan based on recommendations from Corridors Plan and Pathway Assessment Report. Project will identify existing pathways, gaps/improvement areas, and new pathway segments. Project will include well-defined standards for pathway design and maintenance.	1B
	NEW PATHWAY SEGMENTS												
Pa1	Shelter Cove Lane	\$ 304,841	\$ 260,000	\$ -	\$ 260,000	\$ 150,000	\$ 410,000	\$ -	\$ -	\$ -	\$ -	Construction of +/- 900 LF pathway from William Hilton Parkway to Shelter Cove Park	1A
Pa2	Woodhaven Drive/Lane	\$ 349,312	\$ -	\$ -	\$ -	\$ -	\$ -	\$ -	\$ -	\$ -	\$ -	Complete by end of FY23	N/A
Pa3	William Hilton Parkway EB (Mathews Drive/Folly Field Road to Shelter Cove Lane)	\$ 1,337,177	\$ 1,280,000		\$ 1,280,000	\$ -	\$ 1,280,000	\$ 1,220,000	\$ -	\$ -	\$ -	Easement Acquisition & Construction of Phase 1 of +/- 6,000 LF of pathway from Shelter Cove Lane (at BCSO) to Mathews Drive at Folly Field Road. Phase 2 Construction planned for FY25.	1A
Pa4	Jonesville Road	\$ 2,125,000	\$ 1,970,000	\$ 1,470,000	\$ 500,000	\$ -	\$ 500,000	\$ 1,500,000	\$ 3,000,000	\$ -	\$ -	Design (Final), Permitting, & significant Easement Acquisition of +/- 1.2 miles of pathway along Jonesville Road. Construction starting in FY25.	1A
	William Hilton Parkway EB (Wexford to Arrow Road)	\$ -	\$ -	\$ -	\$ -	\$ 1,925,000	\$ 1,925,000	\$ -	\$ -	\$ -	\$ -	Permitting, Easement Acquisition, and Construction of pathway from Village at Wexford to Arrow Road	1B
	William Hilton Parkway EB (Port Royal Plaza to Mathews Drive/Folly Field Road)	\$ -	\$ -	\$ -	\$ -	\$ -	\$ -	\$ -	\$ 150,000	\$ 2,500,000	\$ -	Future Preliminary Planning, Design (Conceptual & Final), Permitting, Easement Acquisition, and Construction of +/- 1 mile of pathway from Folly Field Road to Port Royal Plaza	1B
	William Hilton Parkway at Sea Pines Circle	\$ -	\$ -	\$ -	\$ -	\$ -	\$ -	\$ -	\$ -	\$ -	\$ 150,000	Future Preliminary Planning, Design (Conceptual & Final), Permitting, Easement Acquisition, and Construction of pathway around perimeter of Sea Pines Circle	1B
	William Hilton Parkway EB (Gum Tree Road to Gardner Drive)	\$ -	\$ -	\$ -	\$ -	\$ -	\$ -	\$ -	\$ -	\$ -	\$ -	Future Preliminary Planning, Design (Conceptual & Final), Permitting, Easement Acquisition, and Construction of pathway from Gardner Drive to Gum Tree Road	3
	William Hilton Parkway EB (Squire Pope Road to Gum Tree Road)	\$ -	\$ -	\$ -	\$ -	\$ -	\$ -	\$ -	\$ -	\$ -	\$ -	Future Preliminary Planning, Design (Conceptual & Final), Permitting, Easement Acquisition, and Construction of pathway from Gum Tree Road to Squire Pope Road	3
	William Hilton Parkway WB (Bridge to Jenkins Road to Squire Pope Road)	\$ -	\$ -	\$ -	\$ -	\$ -	\$ -	\$ -	\$ -	\$ -	\$ -	Future Preliminary Planning, Design (Conceptual & Final), Permitting, Easement Acquisition, and Construction of pathway from Bridge to Squire Pope Road	3
	Dunnagans Alley (Wexford Drive to Arrow Road)	\$ -	\$ -	\$ -	\$ -	\$ 200,000	\$ 200,000	\$ 2,200,000	\$ -	\$ -	\$ -	Preliminary Planning, Design (Conceptual & Final), & Permitting of streetscape improvements from Wexford Drive to Arrow Road. Easement Acquisition & Construction planned for FY25 & FY26.	X
	Cross Island Parkway (Coastal Discovery Museum Access) to Spanish Wells Road	\$ -	\$ -	\$ -	\$ -	\$ -	\$ -	\$ -	\$ -	\$ -	\$ -	Future Preliminary Planning, Design (Conceptual & Final), Permitting, Easement Acquisition, and Construction of pathway from Cross Island Parkway access to Spanish Wells Road	1A

TOWN OF HILTON HEAD ISLAND - CAPITAL IMPROVEMENTS PROGRAM FY24 - FY28

MAP KEY	PROJECTS	FY23 ADOPTED/ AMENDED BUDGET	FY23 BALANCE AVAILABLE	REALLOCATION	FY23 CARRY FORWARD	FY24 BUDGET (NEW FUNDS)	FY24 TOTAL	FY25 TOTAL	FY26 TOTAL	FY27 TOTAL	FY28 TOTAL	FY24 PROJECT SCOPE	PC RANKING
	Shelter Cove Towne Centre to Shelter Cove Marina	\$ -	\$ -	\$ -	\$ -	\$ -	\$ -	\$ -	\$ -	\$ 250,000	\$ 3,000,000	Future Preliminary Planning, Design (Conceptual & Final), Permitting, Easement Acquisition, and Construction of +/- 2000 LF of pathway from Shelter Cove Marina to Shelter Cove Community Park	1B
	South Forest Beach (from HAWK Signal to Marriott Hotel)	\$ -	\$ -	\$ -	\$ -	\$ -	\$ -	\$ -	\$ -	\$ -	\$ -	Future Preliminary Planning, Design (Conceptual & Final), Permitting, Easement Acquisition, and Construction of pathway on South Forest Beach Drive	1
	Lagoon Road (Avocet Road to North Forest Beach Drive)	\$ -	\$ -	\$ -	\$ -	\$ -	\$ -	\$ -	\$ -	\$ -	\$ -	Future Preliminary Planning, Design (Conceptual & Final), Permitting, Easement Acquisition, and Construction of pathway on Lagoon Road	1
Pa6	Cordillo Parkway at Pope Avenue	\$ -	\$ -	\$ -	\$ -	\$ 50,000	\$ 50,000	\$ 550,000	\$ -	\$ -	\$ -	Preliminary Planning, Design (Conceptual & Final), & Permitting of pathway connection from Pope Avenue to Shipyard along Cordillo Parkway. Construction planned for FY25.	X
	<i>Total NEW PATHWAY SEGMENTS</i>	\$ 4,116,330	\$ 3,510,000	\$ 1,470,000	\$ 2,040,000	\$ 2,325,000	\$ 4,365,000	\$ 5,470,000	\$ 3,150,000	\$ 2,750,000	\$ 3,150,000		
	Pathway Project Management and Contingency	\$ -	\$ -	\$ -	\$ -	\$ 100,000	\$ 100,000	\$ 100,000	\$ 100,000	\$ 100,000	\$ 100,000	Miscellaneous unexpected project expenses	N/A
	TOTAL PATHWAY PROGRAM	\$ 4,924,000	\$ 3,855,000	\$ 1,470,000	\$ 2,385,000	\$ 2,425,000	\$ 4,810,000	\$ 6,070,000	\$ 3,600,000	\$ 3,200,000	\$ 3,600,000		

TOWN OF HILTON HEAD ISLAND - CAPITAL IMPROVEMENTS PROGRAM FY24 - FY28

MAP KEY	PROJECTS	FY23 ADOPTED/ AMENDED BUDGET	FY23 BALANCE AVAILABLE	REALLOCATION	FY23 CARRY FORWARD	FY24 BUDGET (NEW FUNDS)	FY24 TOTAL	FY25 TOTAL	FY26 TOTAL	FY27 TOTAL	FY28 TOTAL	FY24 PROJECT SCOPE	PC RANKING
ROADWAY PROGRAM													
	DIRT ROAD ACQUISITION & PAVING PROGRAM											Program to accept dedications of private, unpaved roads to become public rights of way and then pave the roads and install storm drainage infrastructure.	
R1	Mitchelville Lane	\$ 678,583	\$ 647,965	\$ -	\$ 647,965	\$ -	\$ 647,965	\$ -	\$ -	\$ -	\$ -	Permitting & Construction of +/- 1300 LF paved road, pending 100% ROW Acquisition.	1A
R2	Pine Field Road	\$ 550,000	\$ -	\$ -	\$ -	\$ -	\$ -	\$ -	\$ -	\$ -	\$ -	Complete by end of FY23	N/A
R3	Horse Sugar Lane & Alice Perry Drive	\$ 150,000	\$ 89,000	\$ -	\$ 89,000	\$ 300,000	\$ 389,000	\$ -	\$ -	\$ -	\$ -	Design (Final), Permitting, & Construction of +/- 925 LF of paved road, pending 100% ROW Acquisition.	1A
R4	Freddie's Way	\$ 400,000	\$ 343,000	\$ -	\$ 343,000	\$ -	\$ 343,000	\$ -	\$ -	\$ -	\$ -	Design (Final), Permitting, & Construction of +/-500 LF paved road, pending 100% ROW Acquisition.	1A
R5	Alfred Lane	\$ 150,000	\$ 135,000	\$ 86,500	\$ 48,500	\$ -	\$ 48,500	\$ 500,000	\$ -	\$ -	\$ -	Preliminary Planning, Design (Conceptual & Final), & Permitting +/- 900 LF of paved road, pending 100% ROW Acquisition. Construction planned for FY25.	1A
	Aranda's Way	\$ -	\$ -	\$ -	\$ -	\$ -	\$ -	\$ 26,250	\$ 255,000	\$ -	\$ -	Preliminary Planning, Design (Conceptual & Final), & Permitting +/- 350 LF of paved road, pending 100% ROW Acquisition. Construction planned for FY25.	2
	Christopher Drive	\$ -	\$ -	\$ -	\$ -	\$ -	\$ -	\$ 71,250	\$ 525,000	\$ -	\$ -	Preliminary Planning, Design (Conceptual & Final), & Permitting +/- 950 LF of paved road, pending 100% ROW Acquisition. Construction planned for FY25.	2
	Darling Road	\$ -	\$ -	\$ -	\$ -	\$ -	\$ -	\$ 41,250	\$ 345,000	\$ -	\$ -	Preliminary Planning, Design (Conceptual & Final), & Permitting +/- 550 LF of paved road, pending 100% ROW Acquisition. Construction planned for FY25.	2
	Manatee Way	\$ -	\$ -	\$ -	\$ -	\$ -	\$ -	\$ 60,000	\$ 477,000	\$ -	\$ -	Preliminary Planning, Design (Conceptual & Final), & Permitting +/- 850 LF of paved road, pending 100% ROW Acquisition. Construction planned for FY25.	2
	Other Dirt Roads To Be Determined	\$ -	\$ -	\$ -	\$ -	\$ -	\$ -	\$ -	\$ -	\$ -	\$ -	Future paving of existing dirt roads	2
	<i>Total DIRT ROAD ACQUISITION & PAVING PROGRAM</i>	\$ 1,928,583	\$ 1,214,965	\$ 86,500	\$ 1,128,465	\$ 300,000	\$ 1,428,465	\$ 698,750	\$ 1,602,000	\$ -	\$ -		
	WILLIAM HILTON PARKWAY ENHANCEMENTS											Improvements to William Hilton Parkway from Sea Pines Circle to Spanish Wells Road (SCDOT Gateway project) targeting safety, beautification and consistency to include landscaping, signage, pavement markings, curbing etc.	
R10	William Hilton Parkway Gateway Corridor	\$ 300,000	\$ -	\$ -	\$ -	\$ 50,000	\$ 50,000	\$ -	\$ -	\$ -	\$ -	Additional planning on recommendations not included in SCDOT project	1
R6	Crosswalk Uniformity - Spot Intersection Improvements	\$ 200,000	\$ 150,000	\$ -	\$ 150,000	\$ -	\$ 150,000	\$ -	\$ 150,000	\$ -	\$ -	Installation of consistent and uniform pathway signs, pavement markings, lighting, landscaping, and related traffic signs, etc. based on Corridors Plan	1
R7	Crosswalk Lighting - Northridge/Palmetto Parkway Safety Improvements	\$ 295,000	\$ 295,000	\$ -	\$ 295,000	\$ 455,000	\$ 750,000	\$ -	\$ -	\$ -	\$ -	Design (Final), Permitting & Construction of improvements including lighting, crosswalk markings, and signage to enhance pedestrian safety.	1
R8	Turn Lane Extensions / Curb and Gutter	\$ 135,000	\$ 135,000	\$ 135,000	\$ -	\$ -	\$ -	\$ 135,000	\$ 1,200,000	\$ -	\$ -	Future addition of curb and gutter and extend turn lanes as necessary to prevent rutting and driving into the medians at William Hilton Parkway intersections with Wilborn Rd, Pembroke Dr, and Mathews Drive.	1
R9	Pedestrian and Vehicular Enhancements	\$ 1,142,051	\$ 550,000	\$ 50,000	\$ 500,000	\$ -	\$ 500,000	\$ -	\$ 360,000	\$ 3,000,000	\$ 3,000,000	Specific projects include the addition of power and water in medians and landscape enhancements including the removal, enhancement, and/or rejuvenation pruning of existing landscape.	1
R11	Adaptive Traffic Signal Management - all signalized intersections on William Hilton Parkway	\$ 2,065,224	\$ 1,000,000	\$ -	\$ 1,000,000	\$ -	\$ 1,000,000	\$ -	\$ -	\$ -	\$ -	Installation for 26 signals including Spanish Wells and Squire Pope	N/A
R12	Dillon Road at William Hilton Parkway - Right Turn Lane	\$ 150,000	\$ 150,000	\$ 150,000	\$ -	\$ -	\$ -	\$ 150,000	\$ 300,000	\$ -	\$ -	Future Right Turn lane from Dillon Road onto William Hilton Parkway	1
	<i>Total WILLIAM HILTON PARKWAY ENHANCEMENTS</i>	\$ 4,287,275	\$ 2,280,000	\$ 335,000	\$ 1,945,000	\$ 505,000	\$ 2,450,000	\$ 285,000	\$ 2,010,000	\$ 3,000,000	\$ 3,000,000		
	POPE AVE., PALMETTO BAY ROAD, ARROW ROAD, & NEW ORLEANS ROAD STREETSCAPE ENHANCEMENTS												
R13	Pope Avenue Streetscape Enhancements	\$ 443,000	\$ -	\$ -	\$ -	\$ 500,000	\$ 500,000	\$ 3,000,000	\$ 3,000,000	\$ -	\$ -	Implementation of recommendations from the Corridors Planning project	1A

TOWN OF HILTON HEAD ISLAND - CAPITAL IMPROVEMENTS PROGRAM FY24 - FY28

MAP KEY	PROJECTS	FY23 ADOPTED/ AMENDED BUDGET	FY23 BALANCE AVAILABLE	REALLOCATION	FY23 CARRY FORWARD	FY24 BUDGET (NEW FUNDS)	FY24 TOTAL	FY25 TOTAL	FY26 TOTAL	FY27 TOTAL	FY28 TOTAL	FY24 PROJECT SCOPE	PC RANKING
R14	Adaptive Traffic Signal Management - all signalized intersections on Palmetto Bay Road & Pope Avenue	\$ 543,480	\$ 275,000	\$ -	\$ 275,000	\$ -	\$ 275,000	\$ -	\$ -	\$ -	\$ -	Installation for signals on Palmetto Bay Road & Pope Avenue	N/A
	Palmetto Bay Road Streetscape Enhancements	\$ -	\$ -	\$ -	\$ -	\$ -	\$ -	\$ -	\$ -	\$ 150,000	\$ 5,000,000	Future streetscape improvements to Palmetto Bay Road Corridor from Cross Island Parkway to Sea Pines Circle including landscaping, pathways, signage, etc.	1B
	Arrow Road Streetscape Enhancements	\$ -	\$ -	\$ -	\$ -	\$ -	\$ -	\$ -	\$ -	\$ -	\$ 150,000	Future streetscape improvements to Arrow Road including landscaping, pathways, signage, etc.	2
	New Orleans Road Streetscape Enhancements	\$ -	\$ -	\$ -	\$ -	\$ -	\$ -	\$ -	\$ -	\$ -	\$ 150,000	Future streetscape improvements to New Orleans Road including landscaping, pathways, signage, etc.	2
	<i>Total POPE AVE., PALMETTO BAY ROAD, ARROW ROAD, & NEW ORLEANS ROAD STREETScape ENHANCEMENTS</i>	\$ 986,480	\$ 275,000	\$ -	\$ 275,000	\$ 500,000	\$ 775,000	\$ 3,000,000	\$ 3,000,000	\$ 150,000	\$ 5,300,000		
R15	Main Street Enhancements	\$ 225,000	\$ 75,000	\$ -	\$ 75,000	\$ 175,000	\$ 250,000	\$ 2,000,000	\$ 2,000,000	\$ 2,000,000	\$ 2,000,000	Design-Final & Permitting of improvements to Main Street from Whooping Crane to Wilborn Road including side streets (Museum Street, Central Avenue, and Merchant Street and North Main Street from Whooping Crane to Hospital Center Boulevard including roadway, pathways, streetscape, and drainage improvements. Construction planned for FY25 & FY26. Construction of a new roundabout at Wilborn Road is planned for FY27 and a new roundabout at Hospital Center Boulevard is planned for FY28.	1
R16	Squire Pope Road Crosswalks	\$ 150,000	\$ 150,000	\$ 15,000	\$ 135,000	\$ -	\$ 135,000	\$ -	\$ 150,000	\$ -	\$ -	Preliminary Planning, Design-Conceptual, & Design-Final for 3 crosswalks to access Town parks (Greens Shell Park, Rowing & Sailing Center at Squire Pope Community Park, Fords Shell Ring)	1
	Roadway Maintenance & Improvements	\$ 565,555	\$ 333,555	\$ -	\$ 333,555	\$ 352,445	\$ 686,000	\$ 400,000	\$ 400,000	\$ 400,000	\$ 400,000	Maintenance of and Improvements to existing roadways including general maintenance such as repair of potholes, curbing, and shoulders; pavement markings; permanent traffic signs; surveying, testing, and analysis; etc. Including Hospital Center Boulevard and Dune Lane (Town-owned portion, Jacana to Sandpiper).	1
	Closed Loop Traffic Signal Maintenance	\$ -	\$ -	\$ -	\$ -	\$ 230,000	\$ 230,000	\$ -	\$ -	\$ -	\$ -	On-call contract for maintenance of closed loop signals	1
	Marshland Road (Mathews Drive to Leg O' Mutton)	\$ -	\$ -	\$ -	\$ -	\$ -	\$ -	\$ -	\$ -	\$ -	\$ 250,000	Future streetscape improvements from the Mathews-Marshland Round-a-bout to Leg O' Mutton	X
	Fish Haul Road/Baygall Road Corridor	\$ -	\$ -	\$ -	\$ -	\$ -	\$ -	\$ -	\$ -	\$ -	\$ -	Future streetscape improvements to include traffic calming, landscaping, pathways, signage, etc. Project to be coordinated with Barker Field Park Master Plan.	1
R17	Wayfinding & Signage Master Plan	\$ -	\$ -	\$ -	\$ -	\$ 150,000	\$ 150,000	\$ -	\$ -	\$ -	\$ -	Island wide branding and style design guide based on recommendations from Corridor Study Project will identify new design standards, materials, implementation, etc.	N/A
	Roadway Project Management and Contingency	\$ -	\$ -	\$ -	\$ -	\$ 100,000	\$ 100,000	\$ 100,000	\$ 100,000	\$ 100,000	\$ 100,000	Miscellaneous unexpected project expenses	N/A
	TOTAL ROADWAY PROGRAM	\$ 8,142,893	\$ 4,328,520	\$ 436,500	\$ 3,892,020	\$ 2,312,445	\$ 6,204,465	\$ 6,483,750	\$ 9,262,000	\$ 5,650,000	\$ 11,050,000		

TOWN OF HILTON HEAD ISLAND - CAPITAL IMPROVEMENTS PROGRAM FY24 - FY28

MAP KEY	PROJECTS	FY23 ADOPTED/ AMENDED BUDGET	FY23 BALANCE AVAILABLE	REALLOCATION	FY23 CARRY FORWARD	FY24 BUDGET (NEW FUNDS)	FY24 TOTAL	FY25 TOTAL	FY26 TOTAL	FY27 TOTAL	FY28 TOTAL	FY24 PROJECT SCOPE	PC RANKING
PARK PROGRAM													
	PARKS & RECREATION												
PR1	Mid-Island Tract Park	\$ 5,200,830	\$ 3,900,000	\$ 3,000,000	\$ 900,000	\$ -	\$ 900,000	\$ 4,500,000	\$ 4,500,000	\$ 9,000,000	\$ -	Deign (Final) and Permitting of phase 1 of new community park. Construction starting in FY25.	1A
PR2	Chaplin Community Park Renovation	\$ 1,910,925	\$ 1,550,000	\$ -	\$ 1,550,000	\$ 450,000	\$ 2,000,000	\$ 600,000	\$ 600,000	\$ 5,000,000	\$ 600,000	Design (Final), Permitting and Construction of phase 1 renovation of existing Community Park.	1A
PR3	Crossings Park Renovation	\$ 1,829,586	\$ 1,550,000	\$ 1,000,000	\$ 550,000	\$ -	\$ 550,000	\$ 2,000,000	\$ 5,000,000	\$ 600,000	\$ 5,000,000	Design (Final) and Permitting of phase 1 renovation of existing Community Park. Phase 1 Construction in FY25.	1A
PR4	Shelter Cove Community Park Expansion	\$ 940,000	\$ 750,000	\$ 750,000	\$ -	\$ -	\$ -	\$ 560,000	\$ 4,000,000	\$ -	\$ -	Future expansion of existing Community Park	1A
PR5	Chaplin Linear Park with Treehouse	\$ 478,238	\$ 478,238	\$ 128,238	\$ 350,000	\$ -	\$ 350,000	\$ 2,500,000	\$ -	\$ -	\$ -	Design (Conceptual & Final) and Permitting of Phase 1 of Linear Park including trail head up-fit, pedestrian bridge at Broad Creek inlet, tree house, and marsh-side trail connection to Singleton Beach Road	1A
PR6	Patterson Family Property Park	\$ 1,385,656	\$ 1,300,000	\$ -	\$ 1,300,000	\$ 900,000	\$ 2,200,000	\$ -	\$ -	\$ -	\$ -	Permitting & Construction for new Neighborhood Park; FY22 CDBG Project included in Parks & Recreation Maser Plan	1A
PR7	Taylor Family Property Park	\$ 125,000	\$ 95,000	\$ -	\$ 95,000	\$ 905,000	\$ 1,000,000	\$ -	\$ -	\$ -	\$ -	Permitting & Construction for new Mini Park on +/- 4.9 acre Town-owned parcel at 252 Wild Horse Road; FY23 CDBG Project included in Parks & Recreation Master Plan	1A
PR8	Barker Field	\$ 500,000	\$ 400,000	\$ -	\$ 400,000	\$ 100,000	\$ 500,000	\$ 1,500,000	\$ 600,000	\$ 5,000,000	\$ -	Improvements to existing park including demolition and clean-up; Design (Conceptual & Final) & Permitting of Phase 1 improvements. Phase 1 Construction in FY25.	1A
PR14	Ford Shell Ring	\$ -	\$ -	\$ -	\$ -	\$ 100,000	\$ 100,000	\$ -	\$ -	\$ -	\$ -	CDBG project; Preliminary Planning for improvements to supplement Beaufort's County's construction project	1B
	Marshland Road Racquet Facility	\$ -	\$ -	\$ -	\$ -	\$ -	\$ -	\$ 150,000	\$ 300,000	\$ 10,000,000	\$ -	Future racquet facility	
	<i>Total PARKS & RECREATION</i>	\$ 12,370,235	\$ 10,023,238	\$ 4,878,238	\$ 5,145,000	\$ 2,455,000	\$ 7,600,000	\$ 11,810,000	\$ 15,000,000	\$ 29,600,000	\$ 5,600,000		
PR9	Island Recreation Association - Capital Projects											Island Recreation Center seeks funds to improve the buildings, pool and grounds, as well as manage events	
	Rec Center Building Enhancements	\$ 256,500	\$ -	\$ -	\$ -	\$ 354,500	\$ 354,500	\$ 172,500	\$ 104,000	\$ 162,500	\$ 137,500	Building enhancements including educational equipment, floor replacement, HVAC equipment, basketball court lines, climbing wall, etc.	1B
	Rec Center Pool Enhancements	\$ 101,000	\$ -	\$ -	\$ -	\$ 110,000	\$ 110,000	\$ 139,500	\$ 259,000	\$ 161,500	\$ 95,000	Pool enhancements including dome equipment and pool equipment updates, windscreens, pool covers, etc.	1B
	Parks/Event Enhancements	\$ 42,500	\$ -	\$ -	\$ -	\$ 45,000	\$ 45,000	\$ 65,000	\$ 57,500	\$ 247,500	\$ 47,500		1B
	Outdoor Recreation	\$ -	\$ -	\$ -	\$ -	\$ -	\$ -	\$ 30,000	\$ -	\$ 30,000	\$ -	Redevelop/resurface existing basketball courts and update soccer goals and benches at Island Recreation Center	1B
	<i>Total Island Recreation Association - Capital Projects</i>	\$400,000	\$0	\$0	\$0	\$509,500	\$509,500	\$407,000	\$420,500	\$601,500	\$280,000		
PR10	Public Art Program	\$ 25,000	\$ 5,000	\$ -	\$ 5,000	\$ 30,000	\$ 35,000	\$ 25,000	\$ 25,000	\$ 25,000	\$ 25,000	Funding to accommodate installation of public art pieces donated to or curated by the Town.	1B
PR11	GENERAL PARK ENHANCEMENTS	\$ 759,243	\$ 200,000	\$ -	\$ 200,000	\$ 110,000	\$ 310,000	\$ 500,000	\$ 500,000	\$ 500,000	\$ 500,000	Includes various identified facility and service improvements at existing parks including restroom partition replacement, restroom floor re-tiling, restroom building roof replacement, etc.	1A
PR12	Jarvis Creek Park Enhancements	\$ -	\$ -	\$ -	\$ -	\$ -	\$ -	\$ -	\$ -	\$ -	\$ -	Complete by end of FY23	
PR13	Cordillo Tennis Courts Restroom Building	\$ -	\$ -	\$ -	\$ -	\$ -	\$ -	\$ -	\$ -	\$ -	\$ -	Complete	
PR15	Greens Shell Park Enhancements	\$ -	\$ -	\$ -	\$ -	\$ 250,000	\$ 250,000	\$ 200,000	\$ 150,000	\$ -	\$ -	Replacement of property line fencing, curb, playground equipment, and observation decks	1B
PR16	Old Schoolhouse Park Enhancements	\$ -	\$ -	\$ -	\$ -	\$ 250,000	\$ 250,000	\$ 250,000	\$ -	\$ -	\$ -	Renovation of existing pickleball courts and basketball courts and site improvements	1B
PR17	Bristol Sports Arena	\$ -	\$ -	\$ -	\$ -	\$ 75,000	\$ 75,000	\$ -	\$ -	\$ -	\$ -	Replace existing metal halide lights with LED lights	1B
	Park Project Management and Contingency	\$ -	\$ -	\$ -	\$ -	\$ 100,000	\$ 100,000	\$ 100,000	\$ 100,000	\$ 100,000	\$ 100,000	Miscellaneous unexpected project expenses	1B
	TOTAL PARK PROGRAM	\$ 13,554,478	\$ 10,228,238	\$ 4,878,238	\$ 5,350,000	\$ 3,779,500	\$ 9,129,500	\$ 13,292,000	\$ 16,195,500	\$ 30,826,500	\$ 6,505,000		

TOWN OF HILTON HEAD ISLAND - CAPITAL IMPROVEMENTS PROGRAM FY24 - FY28

MAP KEY	PROJECTS	FY23 ADOPTED/ AMENDED BUDGET	FY23 BALANCE AVAILABLE	REALLOCATION	FY23 CARRY FORWARD	FY24 BUDGET (NEW FUNDS)	FY24 TOTAL	FY25 TOTAL	FY26 TOTAL	FY27 TOTAL	FY28 TOTAL	FY24 PROJECT SCOPE	PC RANKING
FACILITIES AND EQUIPMENT PROGRAM													
FE1	Town Hall Facility Enhancements	\$ 1,081,556	\$ -	\$ -	\$ -	\$ 750,000	\$ 750,000	\$ 600,000	\$ 400,000	\$ -	\$ -	Installation of upgrades to building including structural and flooring repairs	1A
FE26	Town Facilities Improvements Planning	\$ 100,000	\$ -	\$ -	\$ -	\$ 100,000	\$ 100,000	\$ -	\$ 250,000	\$ -	\$ -	Planning for improvements to Town Hall, Fire Rescue Headquarters/EOC/Dispatch based on results of Assessment	
FE3	Sprinkler Head Replacement	\$ 180,000	\$ 180,000	\$ -	\$ 180,000	\$ 100,000	\$ 280,000	\$ -	\$ -	\$ -	\$ -	Replacement of sprinkler heads at Town Hall, Fire Rescue HQ, & Shelter Cove	
	Awning Replacement	\$ -	\$ -	\$ -	\$ -	\$ -	\$ -	\$ -	\$ -	\$ 150,000	\$ -	Replacement of existing canvas roof between Buildings C & D with wood/shingle roof	
	Wood Walkway/Deck Replacement	\$ -	\$ -	\$ -	\$ -	\$ -	\$ -	\$ 160,000	\$ -	\$ -	\$ -	Replacement of existing wood walkways and wood decking	
FE27	Furniture Replacement	\$ -	\$ -	\$ -	\$ -	\$ 100,000	\$ 100,000	\$ 100,000	\$ 100,000	\$ 100,000	\$ 100,000	Replacement of old office furniture based on standard office palette	
	Interior/Exterior Door Replacement	\$ -	\$ -	\$ -	\$ -	\$ -	\$ -	\$ -	\$ -	\$ -	\$ 500,000	Replacement existing wood interior doors with glass doors and replace old exterior doors	
	Flooring Replacement	\$ -	\$ -	\$ -	\$ -	\$ -	\$ -	\$ -	\$ 100,000	\$ -	\$ -	Replace existing carpet with carpet tiles in offices and conference rooms and luxury vinyl tile in common areas	
	Exterior Painting	\$ -	\$ -	\$ -	\$ -	\$ -	\$ -	\$ -	\$ -	\$ 80,000	\$ -	Paint building exterior	
	Exterior Window Replacement	\$ -	\$ -	\$ -	\$ -	\$ -	\$ -	\$ -	\$ -	\$ 350,000	\$ -	Replacement of existing single-pane windows with energy efficient windows	
FE28	Generator Replacement	\$ -	\$ -	\$ -	\$ -	\$ 200,000	\$ 200,000	\$ -	\$ -	\$ -	\$ -	Replacement of outdated generator	
	<i>Total Town Hall Facility Enhancements</i>	\$ 1,361,556	\$ 180,000	\$ -	\$ 180,000	\$ 1,250,000	\$ 1,430,000	\$ 860,000	\$ 850,000	\$ 680,000	\$ 600,000		
FE4	Shelter Cove/BCSO Office	\$ 450,000	\$ -	\$ -	\$ -	\$ -	\$ -	\$ -	\$ -	\$ -	\$ -	Complete	N/A
	Fire Rescue Headquarters/Dispatch Center/EOC (New Facility)	\$ -	\$ -	\$ -	\$ -	\$ -	\$ -	\$ -	\$ -	\$ -	\$ -	Future construction of new facility	
FE29	Fire Rescue Training Center Facility Upgrades	\$ -	\$ -	\$ -	\$ -	\$ 250,000	\$ 250,000	\$ 214,000	\$ -	\$ -	\$ -	Upgrades to Classroom or Burn Building	1B
FE30	Jarvis Pump Station Roof Replacement	\$ -	\$ -	\$ -	\$ -	\$ 30,000	\$ 30,000	\$ -	\$ -	\$ -	\$ -	Replacement of existing roof	1B
	Facilities Maintenance Building Mezzanine	\$ -	\$ -	\$ -	\$ -	\$ -	\$ -	\$ 30,000	\$ -	\$ -	\$ -	Future addition of mezzanine in bay and garage areas for storage	
	Light Fixture upgrades at all Fire Stations, Fire Rescue HQ, and Training Center	\$ -	\$ -	\$ -	\$ -	\$ -	\$ -	\$ 170,000	\$ -	\$ -	\$ -	Update all CFL fixtures to LED	
FE31	SCDOT Toll Plaza Building Demolition	\$ -	\$ -	\$ -	\$ -	\$ 200,000	\$ 200,000	\$ -	\$ -	\$ -	\$ -	Demolition of existing vacant building	1B
FE5	Electric Vehicle Charging Stations at Town Facilities	\$ 30,000	\$ -	\$ -	\$ -	\$ 30,000	\$ 30,000	\$ 30,000	\$ 30,000	\$ 30,000	\$ 30,000	Installation of Electric Vehicle Charging Stations at Town Facilities including Shelter Cove Community Park, Shelter Cove Trail Head Parking, and Driessen Beach Park	1B
FE6	Parking Master Plan Implementation	\$ 200,000	\$ 200,000	\$ -	\$ 200,000	\$ -	\$ 200,000	\$ -	\$ -	\$ -	\$ -	Physical improvements at existing beach parks including Coligny Beach Park and Islanders Beach Park; may include the addition of gates, video cameras, signage, etc.	1A
	Forest Management Plan	\$ -	\$ -	\$ -	\$ -	\$ -	\$ -	\$ 200,000	\$ -	\$ -	\$ -	Assess and evaluate areas to manage undergrowth and promote specimen trees and park/facility functionality	
	Emergency Access Gates	\$ -	\$ -	\$ -	\$ -	\$ 150,000	\$ 150,000	\$ -	\$ -	\$ -	\$ -	Addition of Emergency Access Gates, Location To Be Determined	

TOWN OF HILTON HEAD ISLAND - CAPITAL IMPROVEMENTS PROGRAM FY24 - FY28

MAP KEY	PROJECTS	FY23 ADOPTED/ AMENDED BUDGET	FY23 BALANCE AVAILABLE	REALLOCATION	FY23 CARRY FORWARD	FY24 BUDGET (NEW FUNDS)	FY24 TOTAL	FY25 TOTAL	FY26 TOTAL	FY27 TOTAL	FY28 TOTAL	FY24 PROJECT SCOPE	PC RANKING
FE7	Coastal Discovery Museum - Capital Projects											Coastal Discovery Museum seeks funds to improve and maintain the buildings and grounds including the addition of 3-phase power at the Hay Barn and the addition of power pedestals for special events	
	Discovery House	\$ 21,500	\$ -	\$ -	\$ -	\$ 10,500	\$ 10,500	\$ 7,000	\$ 7,000	\$ -	\$ -	Windows, bathroom and wood rot repairs	1B
	Armstrong/Hack House	\$ 3,000	\$ -	\$ -	\$ -	\$ 3,500	\$ 3,500	\$ 9,500	\$ 3,500	\$ -	\$ -	Interior painting and floor repairs	1B
	Pavilion	\$ 4,000	\$ -	\$ -	\$ -	\$ 4,500	\$ 4,500	\$ 3,600	\$ 7,000	\$ -	\$ -	Roof	1B
	Discovery Lab	\$ 1,500	\$ -	\$ -	\$ -	\$ 4,500	\$ 4,500	\$ -	\$ 6,000	\$ -	\$ -	Interior repairs	1B
	Pavilion/Restroom Building	\$ 6,000	\$ -	\$ -	\$ -	\$ 7,000	\$ 7,000	\$ 6,000	\$ 7,000	\$ -	\$ -	Interior and exterior painting, porch repairs, bathroom repairs	1B
	Horse Barn	\$ -	\$ -	\$ -	\$ -	\$ 3,000	\$ 3,000	\$ 5,000	\$ -	\$ -	\$ -	Interior repairs and plumbing	1B
	Misc. Improvements	\$ 18,500	\$ -	\$ -	\$ -	\$ 25,000	\$ 25,000	\$ 24,500	\$ 13,500	\$ -	\$ -	Boardwalk repairs, emergency access road improvements, tree work, irrigation repairs, security cameras	1B
	Hay Barn	\$ 43,750	\$ -	\$ -	\$ -	\$ -	\$ -	\$ 4,000	\$ 4,000	\$ -	\$ -	Hay Barn 3-phase power	1B
	Additional Power Pedestals	\$ -	\$ -	\$ -	\$ -	\$ 60,000	\$ 60,000	\$ -	\$ -	\$ -	\$ -	Additional power hook ups for banks and more electrical for tents/vendors	1B
	Event Space Improvements	\$ 100,000	\$ 60,000	\$ -	\$ 60,000	\$ 400,000	\$ 460,000	\$ -	\$ -	\$ -	\$ -	Construction of Town initiated enhancements including ADA compliance and lighting upgrades	1A
	<i>Total Coastal Discovery Museum - Capital Projects</i>	\$ 198,250	\$ 60,000	\$ -	\$ 60,000	\$ 518,000	\$ 578,000	\$ 59,600	\$ 48,000	\$ 55,000	\$ 55,000		
FE8	Historic Mitchelville Freedom Park - Capital Projects											At the request of Ahmad Ward, Executive Director, Historic Mitchelville Freedom Park seeks funds to improve property in accordance with approved master plan	
	Primary Parking Lot	\$ 100,000	\$ 50,000	\$ -	\$ 50,000	\$ 550,000	\$ 600,000	\$ -	\$ -	\$ -	\$ -	Permitting & Construction of primary parking lot	1A
	Loop Road to Visitor's Center	\$ 25,000	\$ 25,000	\$ -	\$ 25,000	\$ 125,000	\$ 150,000	\$ -	\$ -	\$ -	\$ -	Permitting & Construction of loop road	1A
	Beach Parking, Pathways, and Playground	\$ -	\$ -	\$ -	\$ -	\$ -	\$ -	\$ 100,000	\$ 750,000	\$ -	\$ -	Future parking, pathways, and playground to support beach access	1B
	<i>Total Historic Mitchelville Freedom Park - Capital Projects</i>	\$ 125,000	\$ 75,000	\$ -	\$ 75,000	\$ 675,000	\$ 750,000	\$ 100,000	\$ 750,000	\$ -	\$ -		
	IT EQUIPMENT & SOFTWARE												
FE9	Town Hall Equipment & Software												
	CISCO 9404 Data Center Switches	\$ 24,900	\$ -	\$ -	\$ -	\$ -	\$ -	\$ -	\$ -	\$ -	\$ -	Complete	
	Enterprise Storage Solution 345TB	\$ 360,000	\$ -	\$ -	\$ -	\$ -	\$ -	\$ -	\$ -	\$ -	\$ -	Complete	
	Tyler Cloud ERP Hosting	\$ 246,000	\$ -	\$ -	\$ -	\$ -	\$ -	\$ -	\$ -	\$ -	\$ -	Complete	
	Short Term Rental Software	\$ 454,491	\$ -	\$ -	\$ -	\$ -	\$ -	\$ -	\$ -	\$ -	\$ -	Complete	
	Network Infrastructure Enhancements	\$ -	\$ -	\$ -	\$ -	\$ 225,000	\$ 225,000	\$ 225,000	\$ 225,000	\$ 225,000	\$ 225,000	Begin 5-year replacement program for all vital network equipment	1B
	Tyler Assist	\$ -	\$ -	\$ -	\$ -	\$ 50,000	\$ 50,000	\$ -	\$ -	\$ -	\$ -	Program to get extra support to implement more citizen- and user-friendly applications	1B
	Recable Town Hall and Shelter Cove Buildings	\$ -	\$ -	\$ -	\$ -	\$ 95,000	\$ 95,000	\$ -	\$ -	\$ -	\$ -	Replace existing network cabling for all four buildings at Town Hall and Shelter Cove office	1B
	Cloud Services Enhancements	\$ -	\$ -	\$ -	\$ -	\$ 100,000	\$ 100,000	\$ 100,000	\$ 100,000	\$ 100,000	\$ 100,000	Ability to move more services and applications to hosted solutions	1B
	Town Strategic Plan SWOT for Town Connectivity	\$ -	\$ -	\$ -	\$ -	\$ 30,000	\$ 30,000	\$ 125,000	\$ -	\$ -	\$ -	Strategic Plan request for connectivity SWOT analysis	1B
	Applicant Tracking System Replacement	\$ -	\$ -	\$ -	\$ -	\$ 20,000	\$ 20,000	\$ -	\$ -	\$ -	\$ -	Replacement of Applicant Tracking System for Human Resources Department	1B
	IT Hardware	\$ -	\$ -	\$ -	\$ -	\$ 180,000	\$ 180,000	\$ -	\$ -	\$ -	\$ -	IT Hardware	1B

TOWN OF HILTON HEAD ISLAND - CAPITAL IMPROVEMENTS PROGRAM FY24 - FY28

MAP KEY	PROJECTS	FY23 ADOPTED/ AMENDED BUDGET	FY23 BALANCE AVAILABLE	REALLOCATION	FY23 CARRY FORWARD	FY24 BUDGET (NEW FUNDS)	FY24 TOTAL	FY25 TOTAL	FY26 TOTAL	FY27 TOTAL	FY28 TOTAL	FY24 PROJECT SCOPE	PC RANKING
FE10	Public Safety Systems Equipment and Software												
	Dispatch Center Equipment												
	E911 Data Center Virtualization	\$ 180,000	\$ -	\$ -	\$ -	\$ -	\$ -	\$ -	\$ -	\$ -	\$ -	Complete	
	911 Simulator	\$ 20,000	\$ -	\$ -	\$ -	\$ -	\$ -	\$ -	\$ -	\$ -	\$ -	Complete	
FE11	Fire Rescue Conference Upgrades (HQ, Dispatch, 7 Stations)	\$ 93,000	\$ -	\$ -	\$ -	\$ -	\$ -	\$ -	\$ -	\$ -	\$ -	Complete	
	Radio Maintenance & Replacement - Portable/Mobile	\$ 20,000	\$ -	\$ -	\$ -	\$ -	\$ -	\$ -	\$ -	\$ -	\$ -	Complete	
FE32	CAD System Replacement	\$ -	\$ -	\$ -	\$ -	\$ 200,000	\$ 200,000	\$ -	\$ -	\$ -	\$ -	Purchase of complete Computer Aided Dispatch System	1B
FE33	Fire Apparatus Technology Equipment	\$ -	\$ -	\$ -	\$ -	\$ 95,000	\$ 95,000	\$ -	\$ -	\$ -	\$ -	New MDC's, mounts, radios, cameras and cradlepoints for the 10 new fire apparatus	1B
FE12	Station Alerting	\$ 100,000	\$ 100,000	\$ -	\$ 100,000	\$ -	\$ 100,000	\$ -	\$ -	\$ -	\$ -	Current Station Alerting system is reaching end of service and is not compatible with modern IT infrastructure. Costs to maintain are increasing and parts are difficult to obtain	1A
	Dispatch Center Workstation Desks	\$ -	\$ -	\$ -	\$ -	\$ -	\$ -	\$ 200,000	\$ -	\$ -	\$ -	Replacement of Dispatch workstation desks	
FE34	Weather Stations	\$ -	\$ -	\$ -	\$ -	\$ 50,000	\$ 50,000	\$ -	\$ -	\$ -	\$ -	Installation of weather stations at Training Facility	1B
	<i>Total IT EQUIPMENT & SOFTWARE</i>	\$ 1,498,391	\$ 100,000	\$ -	\$ 100,000	\$ 1,045,000	\$ 1,145,000	\$ 650,000	\$ 325,000	\$ 325,000	\$ 325,000		
	SECURITY CAMERAS & CONNECTIVITY												
FE13	Shelter Cove Community Park	\$ 150,000	\$ -	\$ -	\$ -	\$ -	\$ -	\$ -	\$ -	\$ -	\$ -	Complete	
FE14	Shelter Cove Connectivity & Chaplin Linear Park Trailhead	\$ 300,000	\$ -	\$ -	\$ -	\$ -	\$ -	\$ -	\$ -	\$ -	\$ -	Complete	
FE15	Fire Stations	\$ 56,000	\$ -	\$ -	\$ -	\$ -	\$ -	\$ -	\$ -	\$ -	\$ -	Complete	
	Ambulance	\$ 30,000	\$ -	\$ -	\$ -	\$ -	\$ -	\$ -	\$ -	\$ -	\$ -	Complete	
	FY22 Cameras (Crossings Park) Open Purchase Order Roll-Forward	\$ 77,407	\$ -	\$ -	\$ -	\$ -	\$ -	\$ -	\$ -	\$ -	\$ -	Complete	
FE35	Coligny Beach Park/Parking	\$ -	\$ -	\$ -	\$ -	\$ 140,000	\$ 140,000	\$ -	\$ -	\$ -	\$ -	Replacement of aging cameras	1B
FE36	Fish Haul Beach Park/Parking	\$ -	\$ -	\$ -	\$ -	\$ 35,000	\$ 35,000	\$ -	\$ -	\$ -	\$ -	Replacement of aging cameras and Wi-Fi upgrades	1B
FE37	Rowing & Sailing Center at Squire Pope Community Park	\$ -	\$ -	\$ -	\$ -	\$ 32,000	\$ 32,000	\$ -	\$ -	\$ -	\$ -	New connectivity and camera installation	1B
FE38	Bristol Sports Arena	\$ -	\$ -	\$ -	\$ -	\$ 32,000	\$ 32,000	\$ -	\$ -	\$ -	\$ -	New connectivity for camera and Wi-Fi abilities	1B
FE39	Driessen Beach Park	\$ -	\$ -	\$ -	\$ -	\$ 32,000	\$ 32,000	\$ -	\$ -	\$ -	\$ -	New connectivity and camera installation	1B
FE40	Historic Mitchelville Freedom Park	\$ -	\$ -	\$ -	\$ -	\$ 65,000	\$ 65,000	\$ -	\$ -	\$ -	\$ -	Replacement of aging cameras	1B
FE41	Public Safety Cameras	\$ -	\$ -	\$ -	\$ -	\$ 54,696	\$ 54,696	\$ -	\$ -	\$ -	\$ -	Add 16 specialty public safety cameras to the Town for enhanced coverage	1B
	<i>Total SECURITY CAMERAS & CONNECTIVITY</i>	\$ 613,407	\$ -	\$ -	\$ -	\$ 390,696	\$ 390,696	\$ 175,000	\$ 300,000	\$ 175,000	\$ 300,000		

TOWN OF HILTON HEAD ISLAND - CAPITAL IMPROVEMENTS PROGRAM FY24 - FY28

MAP KEY	PROJECTS	FY23 ADOPTED/ AMENDED BUDGET	FY23 BALANCE AVAILABLE	REALLOCATION	FY23 CARRY FORWARD	FY24 BUDGET (NEW FUNDS)	FY24 TOTAL	FY25 TOTAL	FY26 TOTAL	FY27 TOTAL	FY28 TOTAL	FY24 PROJECT SCOPE	PC RANKING
FE16	FIRE/MEDICAL SYSTEMS & EQUIPMENT REPLACEMENT												
	Vehicle Lift Replacement & Trade of Old Unit	\$ 150,000	\$ -	\$ -	\$ -	\$ -	\$ -	\$ -	\$ -	\$ -	\$ -	Complete	
	Stair Chair Replacement	\$ 60,000	\$ -	\$ -	\$ -	\$ -	\$ -	\$ -	\$ -	\$ -	\$ -	Complete	
	Rescue Tool Replacement	\$ 150,000	\$ -	\$ -	\$ -	\$ -	\$ -	\$ -	\$ -	\$ -	\$ -	Complete	
	Fire Hose Replacement	\$ 100,000	\$ -	\$ -	\$ -	\$ -	\$ -	\$ -	\$ -	\$ -	\$ -	Complete	
FE42	Radio & Mic Battery Replacement	\$ -	\$ -	\$ -	\$ -	\$ 70,000	\$ 70,000	\$ -	\$ -	\$ -	\$ -	Replacement of handheld radio batteries (110) radios. Replace mics for the Apx 6000	1B
FE43	AED Replacement	\$ -	\$ -	\$ -	\$ -	\$ 110,000	\$ 110,000	\$ -	\$ -	\$ -	\$ -	AED Replacement for Town Vehicles and Facilities	1B
FE44	Fleet Maintenance Equipment	\$ -	\$ -	\$ -	\$ -	\$ 30,000	\$ 30,000	\$ 45,000	\$ -	\$ -	\$ -	Replace the aging tire balancer with a modern and upgraded balancer to handle fire apparatus tire size	1B
FE45	Fire Service Atmospheric Monitors	\$ -	\$ -	\$ -	\$ -	\$ 50,000	\$ 50,000	\$ -	\$ -	\$ -	\$ -	Replacement of toxic gas monitors	1B
FE46	Personal Protective Equipment Replacement	\$ -	\$ -	\$ -	\$ -	\$ 115,000	\$ 115,000	\$ 60,000	\$ 60,000	\$ 60,000	\$ 60,000	Replacement of PPE as necessary	1B
	Cardiac Monitor Replacement	\$ -	\$ -	\$ -	\$ -	\$ -	\$ -	\$ 800,000	\$ -	\$ -	\$ -	Replace (13) cardiac monitors	
	SCBA Replacement	\$ -	\$ -	\$ -	\$ -	\$ -	\$ -	\$ -	\$ 1,000,000	\$ -	\$ -	Replace SCBAs	
	TIC Replacement	\$ -	\$ -	\$ -	\$ -	\$ -	\$ -	\$ -	\$ -	\$ -	\$ 150,000	Replace TIC	
	Stretcher Replacement	\$ -	\$ -	\$ -	\$ -	\$ -	\$ -	\$ -	\$ -	\$ -	\$ -	Replace stretchers	
	<i>Total FIRE/MEDICAL SYSTEMS & EQUIPMENT REPLACEMENT</i>	\$ 460,000	\$ -	\$ -	\$ -	\$ 375,000	\$ 375,000	\$ 905,000	\$ 1,060,000	\$ 60,000	\$ 210,000		
FE17	Automobile Place / Modern Classic Motors Site Enhancements	\$ 472,500	\$ -	\$ -	\$ -	\$ -	\$ -	\$ -	\$ -	\$ -	\$ -	Complete	N/A
	Fire Hydrant Expansion	\$ 50,000	\$ -	\$ -	\$ -	\$ 50,000	\$ 50,000	\$ 50,000	\$ 50,000	\$ 50,000	\$ 50,000	Installation of Fire Hydrants through matching program with HHPSD.	1B
FE19	Arts Campus Feasibility Study	\$ 25,000	\$ 25,000	\$ -	\$ 25,000	\$ -	\$ 25,000	\$ -	\$ -	\$ -	\$ -	Feasibility study of existing site including expansion options; Residual funds transferred to Island-wide Master Plan	

TOWN OF HILTON HEAD ISLAND - CAPITAL IMPROVEMENTS PROGRAM FY24 - FY28

MAP KEY	PROJECTS	FY23 ADOPTED/ AMENDED BUDGET	FY23 BALANCE AVAILABLE	REALLOCATION	FY23 CARRY FORWARD	FY24 BUDGET (NEW FUNDS)	FY24 TOTAL	FY25 TOTAL	FY26 TOTAL	FY27 TOTAL	FY28 TOTAL	FY24 PROJECT SCOPE	PC RANKING
	STORMWATER PROJECTS												
FE21	Wexford Debris System Design	\$ 75,000	\$ 38,000	\$ -	\$ 38,000	\$ 85,000	\$ 123,000	\$ -	\$ 4,800,000	\$ -	\$ -	Design of pump station to consider multiple factors including function and aesthetics in preparation for FY24 construction	1A
FE22	Gum Tree Road Improvements	\$ 125,000	\$ 80,000	\$ -	\$ 80,000	\$ -	\$ 80,000	\$ -	\$ -	\$ -	\$ -	Permitting & Construction of improvements to address various deficiencies along Gum Tree Road between Katie Miller Drive and Georgianna Drive, including regrading of ditches, installation of new inlets, new pipe and repairs along the outfall system	1A
FE23	Jarvis Creek Outfall	\$ 500,000	\$ 500,000	\$ 400,000	\$ 100,000	\$ -	\$ 100,000	\$ 490,000	\$ -	\$ -	\$ -	Installation of flap gates on the outfall end of two 84-inch diameter concrete pipes that discharge stormwater from the Jarvis Creek Pump Station outfall system; necessary to improve operation and effectiveness of the pump station during extreme events by mitigating the impacts of tidal storm surge on the system	1A
FE24	25 Moonshell Road	\$ 80,000	\$ 42,000	\$ -	\$ 42,000	\$ 50,000	\$ 92,000	\$ -	\$ -	\$ -	\$ -	Permitting & Installation of 500 linear feet of 24-inch pipe and two inlet structures to improve efficiency and reduce long-term maintenance costs along the existing Folly Field ditch between Moonshell Road and the Island Club	1A
FE25	Cordillo Court Improvements	\$ 50,000	\$ 50,000	\$ -	\$ 50,000	\$ 20,000	\$ 70,000	\$ -	\$ -	\$ -	\$ -	Permitting & installation of improvements to address drainage issues on and adjacent to Town-owned property including inlets, pipe and minor grading	1A
	Palmetto Hall Outfall Improvements	\$ -	\$ -	\$ -	\$ -	\$ -	\$ -	\$ 60,000	\$ 300,000	\$ 60,000	\$ -	Addition of hydraulic capacity at the system outfall and addition of backflow prevention devices	
FE47	Lawton Pump Station	\$ -	\$ -	\$ -	\$ -	\$ 350,000	\$ 350,000	\$ -	\$ -	\$ -	\$ -	Third pump at Lawton Station to complete replacement of all 2006 pumps	1B
FE48	Pump Station Security Cameras	\$ -	\$ -	\$ -	\$ -	\$ 45,000	\$ 45,000	\$ -	\$ -	\$ -	\$ -	Add security cameras at pump stations	1B
	Main Street Drainage Improvements	\$ -	\$ -	\$ -	\$ -	\$ -	\$ -	\$ 200,000	\$ 350,000	\$ -	\$ -	Improvements based on 2019 assessment completed by SWU	
	Wexford Pump Station	\$ -	\$ -	\$ -	\$ -	\$ -	\$ -	\$ 700,000	\$ -	\$ -	\$ -	(2) new pumps in FY25	
	Jarvis Pump Station	\$ -	\$ -	\$ -	\$ -	\$ -	\$ -	\$ -	\$ -	\$ 400,000	\$ 400,000	(1) new pump per year beginning FY27	
	Shipyard Pump Station Overhaul	\$ -	\$ -	\$ -	\$ -	\$ -	\$ -	\$ -	\$ 100,000	\$ 100,000	\$ 2,200,000	Pump station overhaul	
	North Forest Beach Pipe Replacements	\$ -	\$ -	\$ -	\$ -	\$ -	\$ -	\$ -	\$ -	\$ 100,000	\$ 1,000,000	Pipe Replacement	
	Resilience Improvements TBD	\$ -	\$ -	\$ -	\$ -	\$ -	\$ -	\$ -	\$ -	\$ 500,000	\$ 2,000,000	Future Improvements to be determined	
	<i>Total STORMWATER PROJECTS</i>	\$ 830,000	\$ 710,000	\$ 400,000	\$ 310,000	\$ 550,000	\$ 860,000	\$ 1,450,000	\$ 5,550,000	\$ 1,160,000	\$ 5,600,000		
	Facilities and Equipment Project Management and Contingency	\$ -	\$ -	\$ -	\$ -	\$ 100,000	\$ 100,000	\$ 100,000	\$ 100,000	\$ 100,000	\$ 100,000	Miscellaneous unexpected project expenses	
	TOTAL FACILITIES AND EQUIPMENT PROGRAM	\$ 6,314,104	\$ 1,350,000	\$ 400,000	\$ 950,000	\$ 5,613,696	\$ 6,563,696	\$ 4,993,600	\$ 9,063,000	\$ 2,635,000	\$ 7,270,000		

TOWN OF HILTON HEAD ISLAND - CAPITAL IMPROVEMENTS PROGRAM FY24 - FY28

MAP KEY	PROJECTS	FY23 ADOPTED/ AMENDED BUDGET	FY23 BALANCE AVAILABLE	REALLOCATION	FY23 CARRY FORWARD	FY24 BUDGET (NEW FUNDS)	FY24 TOTAL	FY25 TOTAL	FY26 TOTAL	FY27 TOTAL	FY28 TOTAL	FY24 PROJECT SCOPE	PC RANKING
FLEET PROGRAM													
F13	Town Vehicle Replacement												
	Staff Vehicle Replacement	\$ 117,000	\$ -	\$ -	\$ -	\$ 181,000	\$ 181,000	\$ 180,000	\$ 100,000	\$ 180,000	\$ 100,000	Replacement of 5 staff vehicles over 10 years old including vehicle outfitting	1B
	New Staff Vehicles	\$ 181,472	\$ -	\$ -	\$ -	\$ 360,000	\$ 360,000	\$ 60,000	\$ 60,000	\$ 60,000	\$ 60,000	Vehicles including vehicle outfitting for new staff as needed	1B
	FY22 Vehicles Open Purchase Order Roll-Forward	\$ 28,918	\$ -	\$ -	\$ -	\$ -	\$ -	\$ -	\$ -	\$ -	\$ -	Complete	
	<i>Total Town Vehicle Replacement</i>	\$ 327,390	\$ -	\$ -	\$ -	\$ 541,000	\$ 541,000	\$ 240,000	\$ 160,000	\$ 240,000	\$ 160,000		
F14	FR Apparatus & Vehicle Replacement												
	Engine/Pumper Replacement/Quint Company Replacement (2)	\$ 7,483,420	\$ 7,483,420	\$ -	\$ 7,483,420	\$ -	\$ 7,483,420	\$ -	\$ -	\$ -	\$ -		1A
	Staff Vehicle Replacement	\$ 75,000	\$ -	\$ -	\$ -	\$ 85,000	\$ 85,000	\$ -	\$ 200,000	\$ -	\$ -	Replace two staff vehicles that have reached their 120,000 mile / 12 year mark.	1B
	New Staff Vehicles	\$ -	\$ -	\$ -	\$ -	\$ 85,000	\$ 85,000	\$ -	\$ -	\$ -	\$ -	Vehicles including vehicle outfitting for new staff as needed	1B
	Support Vehicle Replacement	\$ 35,000	\$ 35,000	\$ -	\$ 35,000	\$ -	\$ 35,000	\$ 89,000	\$ -	\$ 75,000	\$ 55,000	Supply chain issues; forklift delivery expected fall 2023	1A
	Firefighting Foam for Trucks	\$ 16,000	\$ -	\$ -	\$ -	\$ -	\$ -	\$ 16,000	\$ 16,000	\$ 16,000	\$ 16,000	Firefighting foam for trucks	
	Ladder Truck Replacement (2)	\$ -	\$ -	\$ -	\$ -	\$ -	\$ -	\$ 4,500,000	\$ -	\$ -	\$ 1,750,000		
	Specialty Vehicles	\$ -	\$ -	\$ -	\$ -	\$ -	\$ -	\$ 30,000	\$ -	\$ 100,000	\$ -	Replacement of Specialty vehicles	
	Battalion 1 Replacement	\$ -	\$ -	\$ -	\$ -	\$ -	\$ -	\$ -	\$ -	\$ 110,000	\$ -	Replacement of Battalion 1 vehicle	
	Medic Unit Replacement	\$ -	\$ -	\$ -	\$ -	\$ -	\$ -	\$ -	\$ -	\$ -	\$ -	Replacement of Medic Units (10-year cycle)	
	<i>Total FR Apparatus & Vehicle Replacement</i>	\$ 7,609,420	\$ 7,518,420	\$ -	\$ 7,518,420	\$ 170,000	\$ 7,688,420	\$ 4,635,000	\$ 216,000	\$ 301,000	\$ 1,821,000		
	Fleet Project Management and Contingency	\$ -	\$ -	\$ -	\$ -	\$ 100,000	\$ 100,000	\$ 100,000	\$ 100,000	\$ 100,000	\$ 100,000	Miscellaneous unexpected project expenses	N/A
	TOTAL FLEET PROGRAM	\$ 7,936,810	\$ 7,518,420	\$ -	\$ 7,518,420	\$ 811,000	\$ 8,329,420	\$ 4,975,000	\$ 476,000	\$ 641,000	\$ 2,081,000		
LAND ACQUISITION ADMINISTRATION													
	Land Acquisition	\$ 294,925	\$ 290,000	\$ -	\$ 290,000	\$ 110,000	\$ 400,000	\$ 200,000	\$ 200,000	\$ 200,000	\$ 200,000	Land acquisition and soft costs including ROW, Survey, Appraisals, Legal Fees, etc. Includes demolition and clean up of Jonesville Road property.	N/A
	TOTAL LAND ACQUISITION ADMINISTRATION	\$ 294,925	\$ 290,000	\$ -	\$ 290,000	\$ 110,000	\$ 400,000	\$ 200,000	\$ 200,000	\$ 200,000	\$ 200,000		
	TOTAL CIP	\$ 44,317,210	\$ 29,126,178	\$ 7,184,738	\$ 21,941,440	\$ 18,051,641	\$ 39,993,081	\$ 73,814,350	\$ 39,946,500	\$ 44,652,500	\$ 34,706,000		

*FY23 Housing budget moved out of CIP and into Housing Fund

TOWN OF HILTON HEAD ISLAND - CAPITAL IMPROVEMENTS PROGRAM FY24

MAP KEY	PROJECTS	FY23 ADOPTED/ AMENDED BUDGET	FY23 BALANCE AVAILABLE	REALLOCATION	FY23 CARRY FORWARD	FY24 BUDGET (NEW MONEY)	FY24 TOTAL	ELECTRIC FRANCHISE FEE	BEACH FEE	STATE ATAX	HOSPITALITY TAX	STORMWATER UTILITY FEE	LEASE REV HTAX SUPPORTED	ROAD USAGE FEE	TIF REV	Capital	HHI TRAFFIC IMPACT FEE	REAL ESTATE TRANSFER FEE	SALE OF LAND	TOTAL FY24 REVENUE SOURCES	FY24 PROJECT SCOPE	PC RANKING	
BEACH PROGRAM																							
B1	Beach Management & Monitoring	\$ 300,000	\$ -	\$ -	\$ -	\$ 450,000	\$ 450,000		\$ 450,000												\$ 450,000	Ongoing activities as to manage the beach including SLR/Resiliency, endangered species monitoring, Beach Program Economic Sustainability Analysis, etc.	1A
B2	Beach Renourishment	\$ 600,000	\$ -	\$ -	\$ -	\$ 700,000	\$ 700,000		\$ 700,000												\$ 700,000	Activities related to the next Renourishment Project, including permitting, bidding, etc. Construction of Renourishment Project anticipated in FY25	1A
BEACH PARK IMPROVEMENTS																							
	Beach Park Maintenance & Improvements	\$ 350,000	\$ -	\$ -	\$ -	\$ 250,000	\$ 250,000		\$ 250,000												\$ 250,000	Maintenance and general improvements to 7 beach parks such as paving, landscaping, lighting, and site furnishings, etc. Includes replacement of roof on restroom building at Folly Field Beach Park	1A
B3	Driessen Beach Park Boardwalk Replacement	\$ 600,000	\$ 556,000	\$ -	\$ 556,000	\$ 250,000	\$ 806,000		\$ 806,000												\$ 806,000	Replacement of boardwalk and construction of overlook pavilion at Driessen Beach Park	1A
B4	Folly Field Beach Park Boardwalk Replacement	\$ 100,000	\$ -	\$ -	\$ -	\$ -	\$ -														\$ -	Complete by end of FY23	1A
B5	Islanders Beach Park Improvements	\$ 500,000	\$ 400,000	\$ -	\$ 400,000	\$ 1,250,000	\$ 1,650,000		\$ 1,650,000												\$ 1,650,000	Design (Final) & Permitting of improvements at existing Beach Park including parking for beach passholders, pathways, and playground amenity area improvements. Start Construction in FY24 and finish in FY25.	1A
B6	Coligny Beach Park/Parking	\$ 100,000	\$ -	\$ -	\$ -	\$ -	\$ -														\$ -	Improvements to existing decking and substructure	1A
	Driessen Beach Park Improvements	\$ -	\$ -	\$ -	\$ -	\$ -	\$ -														\$ -	Future enhancements to vehicular/pedestrian circulation including accessibility, improved beach access, new site furnishings/lighting, playground, landscape enhancements	1B
	Fish Haul Beach Park Improvements	\$ -	\$ -	\$ -	\$ -	\$ -	\$ -														\$ -	Future enhancements to vehicular/pedestrian circulation including accessibility, improved beach access, new site furnishings/lighting, playground, landscape enhancements	1B
	Folly Field Beach Park Improvements	\$ -	\$ -	\$ -	\$ -	\$ -	\$ -														\$ -	Future enhancements to vehicular/pedestrian circulation including accessibility, improved beach access, new site furnishings/lighting, playground, landscape enhancements	X
	Total BEACH PARK IMPROVEMENTS	\$ 1,650,000	\$ 956,000	\$ -	\$ 956,000	\$ 1,750,000	\$ 2,706,000		\$ 2,706,000												\$ 2,706,000		
B7	Harbour Town Dredge	\$ 600,000	\$ 600,000	\$ -	\$ 600,000	\$ -	\$ 600,000		\$ 600,000												\$ 600,000	Agreement with South Island Dredging Association to assist with funding for dredging of Harbour Town Yacht Basin and Braddock Cove Creek; Funding approved in FY19, 20, and 21 budgets	N/A
	Beach Project Management and Contingency	\$ -	\$ -	\$ -	\$ -	\$ 100,000	\$ 100,000		\$ 100,000												\$ 100,000	Miscellaneous unexpected project expenses	N/A
	TOTAL BEACH PROGRAM	\$ 3,150,000	\$ 1,556,000	\$ -	\$ 1,556,000	\$ 3,000,000	\$ 4,556,000	\$ -	\$ 4,556,000	\$ -	\$ -	\$ -	\$ -	\$ -	\$ -	\$ -	\$ -	\$ -	\$ -	\$ -	\$ 4,556,000		
PATHWAY PROGRAM																							
	Pathway Maintenance & Improvements	\$ 807,670	\$ 345,000	\$ -	\$ 345,000	\$ -	\$ 345,000				\$ 345,000										\$ 345,000	Maintenance and improvements to existing pathways including Repair, Resurfacing, and Striping plus Safety and Enhancements aimed at improving consistency and uniformity of all pathway signs, landings, crosswalks, pavement markings, ADA compliance, etc. May include Preliminary Planning, Design (Conceptual & Final), Permitting, and/or Construction depending on specific project. Includes replacement of pathway boardwalk decking on Spanish Wells and Assessment/repair of all pathway boardwalks.	1B
Pa5	Pathway Improvement Master Plan	\$ -	\$ -	\$ -	\$ -	\$ -	\$ -														\$ -	Island-wide pathway and connectivity plan based on recommendations from Corridors Plan and Pathway Assessment Report. Project will identify existing pathways, gaps/improvement areas, and new pathway segments. Project will include well-defined standards for pathway design and maintenance.	1B
NEW PATHWAY SEGMENTS																							
Pa1	Shelter Cove Lane	\$ 304,841	\$ 260,000	\$ -	\$ 260,000	\$ 150,000	\$ 410,000				\$ 410,000										\$ 410,000	Construction of +/- 900 LF pathway from William Hilton Parkway to Shelter Cove Park	1A
Pa2	Woodhaven Drive/Lane	\$ 349,312	\$ -	\$ -	\$ -	\$ -	\$ -														\$ -	Complete by end of FY23	N/A
Pa3	William Hilton Parkway EB (Mathews Drive/Folly Field Road to Shelter Cove Lane)	\$ 1,337,177	\$ 1,280,000	\$ -	\$ 1,280,000	\$ -	\$ 1,280,000			\$ 1,075,000	\$ 205,000										\$ 1,280,000	Easement Acquisition & Construction of Phase 1 of +/- 6,000 LF of pathway from Shelter Cove Lane (at BCSC) to Mathews Drive at Folly Field Road. Phase 2 Construction planned for FY25.	1A
Pa4	Jonesville Road	\$ 2,125,000	\$ 1,970,000	\$ 1,470,000	\$ 500,000	\$ -	\$ 500,000				\$ 500,000										\$ 500,000	Design (Final), Permitting, & significant Easement Acquisition of +/- 1.2 miles of pathway along Jonesville Road. Construction starting in FY25.	1A
	William Hilton Parkway EB (Wexford to Arrow Road)	\$ -	\$ -	\$ -	\$ -	\$ 1,925,000	\$ 1,925,000			\$ 1,925,000											\$ 1,925,000	Permitting, Easement Acquisition, and Construction of pathway from Village of Wexford to Arrow Road	1B
	William Hilton Parkway EB (Port Royal Plaza to Mathews Drive/Folly Field Road)	\$ -	\$ -	\$ -	\$ -	\$ -	\$ -														\$ -	Future Preliminary Planning, Design (Conceptual & Final), Permitting, Easement Acquisition, and Construction of +/- 1 mile of pathway from Folly Field Road to Port Royal Plaza	1B
	William Hilton Parkway at Sea Pines Circle	\$ -	\$ -	\$ -	\$ -	\$ -	\$ -														\$ -	Future Preliminary Planning, Design (Conceptual & Final), Permitting, Easement Acquisition, and Construction of pathway around perimeter of Sea Pines Circle	1B
	William Hilton Parkway EB (Gum Tree Road to Gardner Drive)	\$ -	\$ -	\$ -	\$ -	\$ -	\$ -														\$ -	Future Preliminary Planning, Design (Conceptual & Final), Permitting, Easement Acquisition, and Construction of pathway from Gardner Drive to Gum Tree Road	3
	William Hilton Parkway EB (Squire Pope Road to Gum Tree Road)	\$ -	\$ -	\$ -	\$ -	\$ -	\$ -														\$ -	Future Preliminary Planning, Design (Conceptual & Final), Permitting, Easement Acquisition, and Construction of pathway from Gum Tree Road to Squire Pope Road	3
	William Hilton Parkway WB (Bridge to Jenkins Road to Squire Pope Road)	\$ -	\$ -	\$ -	\$ -	\$ -	\$ -														\$ -	Future Preliminary Planning, Design (Conceptual & Final), Permitting, Easement Acquisition, and Construction of pathway from Bridge to Squire Pope Road	3
	Dunnagans Alley (Wexford Drive to Arrow Road)	\$ -	\$ -	\$ -	\$ -	\$ 200,000	\$ 200,000				\$ 200,000										\$ 200,000	Preliminary Planning, Design (Conceptual & Final), & Permitting of streetscape improvements from Wexford Drive to Arrow Road. Easement Acquisition & Construction planned for FY25 & FY26.	X
	Cross Island Parkway (Coastal Discovery Museum Access) to Spanish Wells Road	\$ -	\$ -	\$ -	\$ -	\$ -	\$ -														\$ -	Future Preliminary Planning, Design (Conceptual & Final), Permitting, Easement Acquisition, and Construction of pathway from Cross Island Parkway access to Spanish Wells Road	1A
	Shelter Cove Towne Centre to Shelter Cove Marina	\$ -	\$ -	\$ -	\$ -	\$ -	\$ -														\$ -	Future Preliminary Planning, Design (Conceptual & Final), Permitting, Easement Acquisition, and Construction of +/- 2000 LF of pathway from Shelter Cove Marina to Shelter Cove Community Park	1B
	South Forest Beach (from HAWK Signal to Marriott Hotel)	\$ -	\$ -	\$ -	\$ -	\$ -	\$ -														\$ -	Future Preliminary Planning, Design (Conceptual & Final), Permitting, Easement Acquisition, and Construction of pathway on South Forest Beach Drive	1

TOWN OF HILTON HEAD ISLAND - CAPITAL IMPROVEMENTS PROGRAM FY24

MAP KEY	PROJECTS	FY23 ADOPTED/ AMENDED BUDGET	FY23 BALANCE AVAILABLE	REALLOCATION	FY23 CARRY FORWARD	FY24 BUDGET (NEW MONEY)	FY24 TOTAL	ELECTRIC FRANCHISE FEE	BEACH FEE	STATE ATAX	HOSPITALITY TAX	STORMWATER UTILITY FEE	LEASE REV HTAX SUPPORTED	ROAD USAGE FEE	TIF REV	Capital	HHI TRAFFIC IMPACT FEE	REAL ESTATE TRANSFER FEE	SALE OF LAND	TOTAL FY24 REVENUE SOURCES	FY24 PROJECT SCOPE	PC RANKING	
Pa6	Lagoon Road (Avocet Road to North Forest Beach Drive)	\$ -	\$ -	\$ -	\$ -	\$ -	\$ -													\$ -	Future Preliminary Planning, Design (Conceptual & Final), Permitting, Easement Acquisition, and Construction of pathway on Lagoon Road	1	
	Cordillo Parkway at Pope Avenue	\$ -	\$ -	\$ -	\$ -	\$ 50,000	\$ 50,000				\$ 50,000									\$ 50,000	Preliminary Planning, Design (Conceptual & Final), & Permitting of pathway connection from Pope Avenue to Shipyard along Cordillo Parkway. Construction planned for FY25.	X	
	Total NEW PATHWAY SEGMENTS	\$ 4,116,330	\$ 3,510,000	\$ 1,470,000	\$ 2,040,000	\$ 2,325,000	\$ 4,365,000	\$ -	\$ -	\$ 3,000,000	\$ 1,365,000	\$ -	\$ -	\$ -	\$ -	\$ -	\$ -	\$ -	\$ -	\$ -	\$ 4,365,000		
	Pathway Project Management and Contingency	\$ -	\$ -	\$ -	\$ -	\$ 100,000	\$ 100,000				\$ 100,000										\$ 100,000	Miscellaneous unexpected project expenses	N/A
TOTAL PATHWAY PROGRAM		\$ 4,924,000	\$ 3,855,000	\$ 1,470,000	\$ 2,385,000	\$ 2,425,000	\$ 4,810,000	\$ -	\$ -	\$ 3,000,000	\$ 1,810,000	\$ -	\$ -	\$ -	\$ -	\$ -	\$ -	\$ -	\$ -	\$ -	\$ 4,810,000		
ROADWAY PROGRAM																							
DIRT ROAD ACQUISITION & PAVING PROGRAM																					\$ -	Program to accept dedications of private, unpaved roads to become public rights of way and then pave the roads and install storm drainage infrastructure.	
R1	Mitchellville Lane	\$ 678,583	\$ 647,965	\$ -	\$ 647,965	\$ -	\$ 647,965													\$ 600,000	\$ 647,965	Permitting & Construction of +/- 1300 LF paved road, pending 100% ROW Acquisition.	1A
R2	Pine Field Road	\$ 550,000	\$ -	\$ -	\$ -	\$ -	\$ -													\$ -	\$ -	Complete by end of FY23	N/A
R3	Horse Sugar Lane & Alice Perry Drive	\$ 150,000	\$ 89,000	\$ -	\$ 89,000	\$ 300,000	\$ 389,000													\$ 389,000	\$ 389,000	Design (Final), Permitting, & Construction of +/- 925 LF of paved road, pending 100% ROW Acquisition.	1A
R4	Freddie's Way	\$ 400,000	\$ 343,000	\$ -	\$ 343,000	\$ -	\$ 343,000													\$ 343,000	\$ 343,000	Design (Final), Permitting, & Construction of +/- 500 LF paved road, pending 100% ROW Acquisition.	1A
R5	Alfred Lane	\$ 150,000	\$ 135,000	\$ 86,500	\$ 48,500	\$ -	\$ 48,500													\$ 48,500	\$ 48,500	Preliminary Planning, Design (Conceptual & Final), & Permitting +/- 900 LF of paved road, pending 100% ROW Acquisition. Construction planned for FY25.	1A
	Aranda's Way	\$ -	\$ -	\$ -	\$ -	\$ -	\$ -													\$ -	\$ -	Preliminary Planning, Design (Conceptual & Final), & Permitting +/- 350 LF of paved road, pending 100% ROW Acquisition. Construction planned for FY25.	2
	Christopher Drive	\$ -	\$ -	\$ -	\$ -	\$ -	\$ -													\$ -	\$ -	Preliminary Planning, Design (Conceptual & Final), & Permitting +/- 950 LF of paved road, pending 100% ROW Acquisition. Construction planned for FY25.	2
	Darling Road	\$ -	\$ -	\$ -	\$ -	\$ -	\$ -													\$ -	\$ -	Preliminary Planning, Design (Conceptual & Final), & Permitting +/- 550 LF of paved road, pending 100% ROW Acquisition. Construction planned for FY25.	2
	Manatee Way	\$ -	\$ -	\$ -	\$ -	\$ -	\$ -													\$ -	\$ -	Preliminary Planning, Design (Conceptual & Final), & Permitting +/- 850 LF of paved road, pending 100% ROW Acquisition. Construction planned for FY25.	2
	Other Dirt Roads To Be Determined	\$ -	\$ -	\$ -	\$ -	\$ -	\$ -													\$ -	\$ -	Future paving of existing dirt roads	2
	Total DIRT ROAD ACQUISITION & PAVING PROGRAM	\$ 1,928,583	\$ 1,214,965	\$ 86,500	\$ 1,128,465	\$ 300,000	\$ 1,428,465	\$ -	\$ -	\$ -	\$ -	\$ -	\$ -	\$ 828,465	\$ -	\$ -	\$ -	\$ -	\$ -	\$ 600,000	\$ 1,428,465		
WILLIAM HILTON PARKWAY ENHANCEMENTS																					\$ -	Improvements to William Hilton Parkway from Sea Pines Circle to Spanish Wells Road [SCDOT Gateway project] targeting safety, beautification and consistency to include landscaping, signage, pavement markings, curbing etc.	
R10	William Hilton Parkway Gateway Corridor	\$ 300,000	\$ -	\$ -	\$ -	\$ 50,000	\$ 50,000													\$ 50,000	\$ 50,000	Additional planning on recommendations not included in SCDOT project	1
R6	Crosswalk Uniformity - Spot Intersection Improvements	\$ 200,000	\$ 150,000	\$ -	\$ 150,000	\$ -	\$ 150,000													\$ 150,000	\$ 150,000	Installation of consistent and uniform pathway signs, pavement markings, lighting, landscaping, and related traffic signs, etc. based on Corridors Plan	1
R7	Crosswalk Lighting - Northridge/Palmetto Parkway Safety Improvements	\$ 295,000	\$ 295,000	\$ -	\$ 295,000	\$ 455,000	\$ 750,000													\$ 750,000	\$ 750,000	Design (Final), Permitting & Construction of improvements including lighting, crosswalk markings, and signage to enhance pedestrian safety.	1
R8	Turn Lane Extensions / Curb and Gutter	\$ 135,000	\$ 135,000	\$ 135,000	\$ -	\$ -	\$ -													\$ -	\$ -	Future addition of curb and gutter and extend turn lanes as necessary to prevent rutting and diving into the medians at William Hilton Parkway intersections with Wilborn Rd, Pembroke Dr, and Mathews Drive.	1
R9	Pedestrian and Vehicular Enhancements	\$ 1,142,051	\$ 550,000	\$ 50,000	\$ 500,000	\$ -	\$ 500,000													\$ 500,000	\$ 500,000	Specific projects include the addition of power and water in medians and landscape enhancements including the removal, enhancement, and/or rejuvenation pruning of existing landscape.	1
R11	Adaptive Traffic Signal Management - all signalized intersections on William Hilton Parkway	\$ 2,065,224	\$ 1,000,000	\$ -	\$ 1,000,000	\$ -	\$ 1,000,000													\$ 1,000,000	\$ 1,000,000	Installation for 26 signals including Spanish Wells and Squire Pope	N/A
R12	Dillon Road at William Hilton Parkway - Right Turn Lane	\$ 150,000	\$ 150,000	\$ 150,000	\$ -	\$ -	\$ -													\$ -	\$ -	Future Right Turn lane from Dillon Road onto William Hilton Parkway	1
	Total WILLIAM HILTON PARKWAY ENHANCEMENTS	\$ 4,287,275	\$ 2,280,000	\$ 335,000	\$ 1,945,000	\$ 505,000	\$ 2,450,000	\$ -	\$ -	\$ -	\$ -	\$ -	\$ -	\$ 2,450,000	\$ -	\$ -	\$ -	\$ -	\$ -	\$ -	\$ 2,450,000		
POPE AVE., PALMETTO BAY ROAD, ARROW ROAD, & NEW ORLEANS ROAD STREETScape ENHANCEMENTS																					\$ -		
R13	Pope Avenue Streetscape Enhancements	\$ 443,000	\$ -	\$ -	\$ -	\$ 500,000	\$ 500,000	\$ 500,000												\$ 500,000	\$ 500,000	Implementation of recommendations from the Corridors Planning project	1A
R14	Adaptive Traffic Signal Management - all signalized intersections on Palmetto Bay Road & Pope Avenue	\$ 543,480	\$ 275,000	\$ -	\$ 275,000	\$ -	\$ 275,000	\$ 275,000												\$ 275,000	\$ 275,000	Installation for signals on Palmetto Bay Road & Pope Avenue	N/A
	Palmetto Bay Road Streetscape Enhancements	\$ -	\$ -	\$ -	\$ -	\$ -	\$ -													\$ -	\$ -	Future streetscape improvements to Palmetto Bay Road Corridor from Cross Island Parkway to Sea Pines Circle including landscaping, pathways, signage, etc.	1B
	Arrow Road Streetscape Enhancements	\$ -	\$ -	\$ -	\$ -	\$ -	\$ -													\$ -	\$ -	Future streetscape improvements to Arrow Road including landscaping, pathways, signage, etc.	2
	New Orleans Road Streetscape Enhancements	\$ -	\$ -	\$ -	\$ -	\$ -	\$ -													\$ -	\$ -	Future streetscape improvements to New Orleans Road including landscaping, pathways, signage, etc.	2
	Total POPE AVE., PALMETTO BAY ROAD, ARROW ROAD, & NEW ORLEANS ROAD STREETScape ENHANCEMENTS	\$ 986,480	\$ 275,000	\$ -	\$ 275,000	\$ 500,000	\$ 775,000	\$ 775,000	\$ -	\$ -	\$ -	\$ -	\$ -	\$ -	\$ -	\$ -	\$ -	\$ -	\$ -	\$ -	\$ 775,000		
R15	Main Street Enhancements	\$ 225,000	\$ 75,000	\$ -	\$ 75,000	\$ 175,000	\$ 250,000	\$ 250,000												\$ 250,000	\$ 250,000	Design-Final & Permitting of improvements to Main Street from Whooping Crane to Wilborn Road including side streets (Museum Street, Central Avenue, and Merchant Street and North Main Street from Whooping Crane to Hospital Center Boulevard including roadway, pathways, streetscape, and drainage improvements. Construction planned for FY25 & FY26. Construction of a new roundabout at Wilborn Road is planned for FY27 and a new roundabout at Hospital Center Boulevard is planned for FY28.	1
R16	Squire Pope Road Crosswalks	\$ 150,000	\$ 150,000	\$ 15,000	\$ 135,000	\$ -	\$ 135,000	\$ 135,000												\$ 135,000	\$ 135,000	Preliminary Planning, Design-Conceptual, & Design-Final for 3 crosswalks to access Town parks (Greens Shell Park, Rowing & Sailing Center of Squire Pope Community Park, Fords Shell Ring)	1
	Roadway Maintenance & Improvements	\$ 565,555	\$ 333,555	\$ -	\$ 333,555	\$ 352,445	\$ 686,000	\$ 544,465												\$ 141,535	\$ 686,000	Maintenance of and improvements to existing roadways including general maintenance such as repair of potholes, curbing, and shoulders; pavement markings; permanent traffic signs; surveying, testing, and analysis; etc. Including Hospital Center Boulevard and Dune Lane (Town-owned portion, Jacana to Sandpiper).	1
	Closed Loop Traffic Signal Maintenance	\$ -	\$ -	\$ -	\$ -	\$ 230,000	\$ 230,000													\$ 230,000	\$ 230,000	On-call contract for maintenance of closed loop signals	1
	Marshland Road (Mathews Drive to Leg O' Mutton)	\$ -	\$ -	\$ -	\$ -	\$ -	\$ -													\$ -	\$ -	Future streetscape improvements from the Mathews-Marshland Round-a-bout to Leg O' Mutton	X
	Fish Haul Road/Baygall Road Corridor	\$ -	\$ -	\$ -	\$ -	\$ -	\$ -													\$ -	\$ -	Future streetscape improvements to include traffic calming, landscaping, pathways, signage, etc. Project to be coordinated with Barker Field Park Master Plan.	1

TOWN OF HILTON HEAD ISLAND - CAPITAL IMPROVEMENTS PROGRAM FY24

MAP KEY	PROJECTS	FY23 ADOPTED/ AMENDED BUDGET	FY23 BALANCE AVAILABLE	REALLOCATION	FY23 CARRY FORWARD	FY24 BUDGET (NEW MONEY)	FY24 TOTAL	ELECTRIC FRANCHISE FEE	BEACH FEE	STATE ATAX	HOSPITALITY TAX	STORMWATER UTILITY FEE	LEASE REV HTAX SUPPORTED	ROAD USAGE FEE	TIF REV	Capital	HHI TRAFFIC IMPACT FEE	REAL ESTATE TRANSFER FEE	SALE OF LAND	TOTAL FY24 REVENUE SOURCES	FY24 PROJECT SCOPE	PC RANKING
R17	Wayfinding & Signage Master Plan	\$ -	\$ -	\$ -	\$ -	\$ 150,000	\$ 150,000							\$ 150,000						\$ 150,000	Island wide branding and style design guide based on recommendations from Corridor Study Project will identify new design standards, materials, implementation, etc.	N/A
	Roadway Project Management and Contingency	\$ -	\$ -	\$ -	\$ -	\$ 100,000	\$ 100,000							\$ 30,000			\$ 70,000			\$ 100,000	Miscellaneous unexpected project expenses	N/A
	TOTAL ROADWAY PROGRAM	\$ 8,142,893	\$ 4,328,520	\$ 436,500	\$ 3,892,020	\$ 2,312,445	\$ 6,204,465	\$ 1,704,465	\$ -	\$ -	\$ -	\$ -	\$ -	\$ 3,600,000	\$ -	\$ -	\$ 300,000	\$ -	\$ 600,000	\$ 6,204,465		
PARK PROGRAM																						
PARKS & RECREATION																						
PR1	Mid-Island Tract Park	\$ 5,200,830	\$ 3,900,000	\$ 3,000,000	\$ 900,000	\$ -	\$ 900,000									\$ 900,000				\$ 900,000	Design (Final) and Permitting of phase 1 of new community park. Construction starting in FY25.	1A
PR2	Chaplin Community Park Renovation	\$ 1,910,925	\$ 1,550,000	\$ -	\$ 1,550,000	\$ 450,000	\$ 2,000,000		\$ 600,000							\$ 1,400,000				\$ 2,000,000	Design (Final), Permitting and Construction of phase 1 renovation of existing Community Park.	1A
PR3	Crossings Park Renovation	\$ 1,829,586	\$ 1,550,000	\$ 1,000,000	\$ 550,000	\$ -	\$ 550,000			\$ 50,000								\$ 500,000		\$ 550,000	Design (Final) and Permitting of phase 1 renovation of existing Community Park. Phase 1 Construction in FY25.	1A
PR4	Shelter Cove Community Park Expansion	\$ 940,000	\$ 750,000	\$ 750,000	\$ -	\$ -	\$ -													\$ -	Future expansion of existing Community Park	1A
PR5	Chaplin Linear Park with Treehouse	\$ 478,238	\$ 478,238	\$ 128,238	\$ 350,000	\$ -	\$ 350,000									\$ 350,000				\$ 350,000	Design (Conceptual & Final) and Permitting of Phase 1 of Linear Park including trail head up-fit, pedestrian bridge at Broad Creek inlet, tree house, and marsh-side trail connection to Singleton Beach Road	1A
PR6	Patterson Family Property Park	\$ 1,385,656	\$ 1,300,000	\$ -	\$ 1,300,000	\$ 900,000	\$ 2,200,000		\$ 900,000		\$ 170,500					\$ 1,129,500				\$ 2,200,000	Permitting & Construction for new Neighborhood Park; FY22 CDBG Project included in Parks & Recreation Maser Plan	1A
PR7	Taylor Family Property Park	\$ 125,000	\$ 95,000	\$ -	\$ 95,000	\$ 905,000	\$ 1,000,000										\$ 500,000	\$ 400,000	\$ 100,000	\$ 1,000,000	Permitting & Construction for new Mini Park on +/- 4.9 acre Town-owned parcel at 252 Wild Horse Road; FY23 CDBG Project included in Parks & Recreation Master Plan	1A
PR8	Barker Field	\$ 500,000	\$ 400,000	\$ -	\$ 400,000	\$ 100,000	\$ 500,000		\$ 500,000											\$ 500,000	Improvements to existing park including demolition and clean-up; Design (Conceptual & Final) & Permitting of Phase 1 improvements. Phase 1 Construction in FY25.	1A
PR14	Ford Shell Ring	\$ -	\$ -	\$ -	\$ -	\$ 100,000	\$ 100,000									\$ 100,000				\$ 100,000	CDBG project; Preliminary Planning for improvements to supplement Beaufort's County's construction project	1B
	Marshland Road Racquet Facility	\$ -	\$ -	\$ -	\$ -	\$ -	\$ -													\$ -	Future racquet facility	
	Total PARKS & RECREATION	\$ 12,370,235	\$ 10,023,238	\$ 4,878,238	\$ 5,145,000	\$ 2,455,000	\$ 7,600,000	\$ -	\$ 2,000,000	\$ -	\$ 220,500	\$ -	\$ -	\$ -	\$ 3,879,500	\$ 500,000	\$ -	\$ 400,000	\$ 600,000	\$ 7,600,000		
PR9	Island Recreation Association - Capital Projects																			\$ -	Island Recreation Center seeks funds to improve the buildings, pool and grounds, as well as manage events	
	Rec Center Building Enhancements	\$ 256,500	\$ -	\$ -	\$ -	\$ 354,500	\$ 354,500										\$ 354,500			\$ 354,500	Building enhancements including educational equipment, floor replacement, HVAC equipment, basketball court lines, climbing wall, etc.	1B
	Rec Center Pool Enhancements	\$ 101,000	\$ -	\$ -	\$ -	\$ 110,000	\$ 110,000										\$ 110,000			\$ 110,000	Pool enhancements including dome equipment and pool equipment updates, windscreens, pool covers, etc.	1B
	Parks/Event Enhancements	\$ 42,500	\$ -	\$ -	\$ -	\$ 45,000	\$ 45,000										\$ 45,000			\$ 45,000		1B
	Outdoor Recreation	\$ -	\$ -	\$ -	\$ -	\$ -	\$ -													\$ -	Redevelop/resurface existing basketball courts and update soccer goals and benches at Island Recreation Center	1B
	Total Island Recreation Association - Capital Projects	\$ 400,000	\$ -	\$ -	\$ -	\$ 509,500	\$ 509,500	\$ -	\$ -	\$ -	\$ -	\$ -	\$ -	\$ -	\$ -	\$ 509,500	\$ -	\$ -	\$ -	\$ 509,500		
PR10	Public Art Program	\$ 25,000	\$ 5,000	\$ -	\$ 5,000	\$ 30,000	\$ 35,000				\$ 35,000									\$ 35,000	Funding to accommodate installation of public art pieces donated to or curated by the Town.	1B
PR11	GENERAL PARK ENHANCEMENTS	\$ 759,243	\$ 200,000	\$ -	\$ 200,000	\$ 110,000	\$ 310,000				\$ 194,500						\$ 115,500			\$ 310,000	Includes various identified facility and service improvements at existing parks including restroom partition replacement, restroom floor re-tiling, restroom building roof replacement, etc.	1A
PR12	Jarvis Creek Park Enhancements	\$ -	\$ -	\$ -	\$ -	\$ -	\$ -													\$ -	Complete by end of FY23	
PR13	Cordillo Tennis Courts Restroom Building	\$ -	\$ -	\$ -	\$ -	\$ -	\$ -													\$ -	Complete	
PR15	Greens Shell Park Enhancements	\$ -	\$ -	\$ -	\$ -	\$ 250,000	\$ 250,000									\$ 250,000				\$ 250,000	Replacement of property line fencing, curb, playground equipment, and observation decks.	1B
PR16	Old Schoolhouse Park Enhancements	\$ -	\$ -	\$ -	\$ -	\$ 250,000	\$ 250,000									\$ 250,000				\$ 250,000	Renovation of existing pickleball courts and basketball courts and site improvements	1B
PR17	Bristol Sports Arena	\$ -	\$ -	\$ -	\$ -	\$ 75,000	\$ 75,000									\$ 75,000				\$ 75,000	Replace existing metal halide lights with LED lights	1B
	Park Project Management and Contingency	\$ -	\$ -	\$ -	\$ -	\$ 100,000	\$ 100,000				\$ 100,000									\$ 100,000	Miscellaneous unexpected project expenses	1B
	TOTAL PARK PROGRAM	\$ 13,554,478	\$ 10,228,238	\$ 4,878,238	\$ 5,350,000	\$ 3,779,500	\$ 9,129,500	\$ -	\$ 2,000,000	\$ -	\$ 550,000	\$ -	\$ -	\$ -	\$ 4,379,500	\$ 1,200,000	\$ -	\$ 400,000	\$ 600,000	\$ 9,129,500		
FACILITIES AND EQUIPMENT PROGRAM																						
FE1	Town Hall Facility Enhancements	\$ 1,081,556	\$ -	\$ -	\$ -	\$ 750,000	\$ 750,000	\$ 750,000												\$ 750,000	Installation of upgrades to building including structural and flooring repairs	1A
FE26	Town Facilities Improvements Planning	\$ 100,000	\$ -	\$ -	\$ -	\$ 100,000	\$ 100,000	\$ 100,000												\$ 100,000	Planning for improvements to Town Hall, Fire Rescue Headquarters/EOC/Dispatch based on results of Assessment	
FE3	Sprinkler Head Replacement	\$ 180,000	\$ 180,000	\$ -	\$ 180,000	\$ 100,000	\$ 280,000	\$ 280,000												\$ 280,000	Replacement of sprinkler heads at Town Hall, Fire Rescue HQ, & Shelter Cove	
	Awning Replacement	\$ -	\$ -	\$ -	\$ -	\$ -	\$ -													\$ -	Replacement of existing canvas roof between Buildings C & D with wood/shingle roof	
	Wood Walkway/Deck Replacement	\$ -	\$ -	\$ -	\$ -	\$ -	\$ -													\$ -	Replacement of existing wood walkways and wood decking	
FE27	Furniture Replacement	\$ -	\$ -	\$ -	\$ -	\$ 100,000	\$ 100,000	\$ 100,000												\$ 100,000	Replacement of old office furniture based on standard office palette	
	Interior/Exterior Door Replacement	\$ -	\$ -	\$ -	\$ -	\$ -	\$ -													\$ -	Replacement existing wood interior doors with glass doors and replace old exterior doors	
	Flooring Replacement	\$ -	\$ -	\$ -	\$ -	\$ -	\$ -													\$ -	Replace existing carpet with carpet tiles in offices and conference rooms and luxury vinyl tile in common areas	
	Exterior Painting	\$ -	\$ -	\$ -	\$ -	\$ -	\$ -													\$ -	Paint building exterior	
	Exterior Window Replacement	\$ -	\$ -	\$ -	\$ -	\$ -	\$ -													\$ -	Replacement of existing single-pane windows with energy efficient windows	
FE28	Generator Replacement	\$ -	\$ -	\$ -	\$ -	\$ 200,000	\$ 200,000	\$ 200,000												\$ 200,000	Replacement of outdated generator	
	Total Town Hall Facility Enhancements	\$ 1,361,556	\$ 180,000	\$ -	\$ 180,000	\$ 1,250,000	\$ 1,430,000	\$ 1,430,000	\$ -	\$ -	\$ -	\$ -	\$ -	\$ -	\$ -	\$ -	\$ -	\$ -	\$ -	\$ 1,430,000		
FE4	Shelter Cove/BCSO Office	\$ 450,000	\$ -	\$ -	\$ -	\$ -	\$ -													\$ -	Complete	N/A
	Fire Rescue Headquarters/Dispatch Center/EOC (New Facility)	\$ -	\$ -	\$ -	\$ -	\$ -	\$ -													\$ -	Future construction of new facility	
FE29	Fire Rescue Training Center Facility Upgrades	\$ -	\$ -	\$ -	\$ -	\$ 250,000	\$ 250,000	\$ 250,000												250,000	Upgrades to Classroom or Burn Building	1B
FE30	Jarvis Pump Station Roof Replacement	\$ -	\$ -	\$ -	\$ -	\$ 30,000	\$ 30,000	\$ 30,000												30,000	Replacement of existing roof	1B
	Facilities Maintenance Building Mezzanine	\$ -	\$ -	\$ -	\$ -	\$ -	\$ -													-	Future addition of mezzanine in bay and garage areas for storage	
	Light Fixture upgrades at all Fire Stations, Fire Rescue HQ, and Training Center	\$ -	\$ -	\$ -	\$ -	\$ -	\$ -													-	Update all CFL fixtures to LED	
FE31	SCDOT Toll Plaza Building Demolition	\$ -	\$ -	\$ -	\$ -	\$ 200,000	\$ 200,000	\$ 200,000												200,000	Demolition of existing vacant building	1B

TOWN OF HILTON HEAD ISLAND - CAPITAL IMPROVEMENTS PROGRAM FY24

MAP KEY	PROJECTS	FY23 ADOPTED/ AMENDED BUDGET	FY23 BALANCE AVAILABLE	REALLOCATION	FY23 CARRY FORWARD	FY24 BUDGET (NEW MONEY)	FY24 TOTAL	ELECTRIC FRANCHISE FEE	BEACH FEE	STATE ATAX	HOSPITALITY TAX	STORMWATER UTILITY FEE	LEASE REV HTAX SUPPORTED	ROAD USAGE FEE	TIF REV	Capital	HHI TRAFFIC IMPACT FEE	REAL ESTATE TRANSFER FEE	SALE OF LAND	TOTAL FY24 REVENUE SOURCES	FY24 PROJECT SCOPE	PC RANKING	
FE5	Electric Vehicle Charging Stations at Town Facilities	\$ 30,000	\$ -	\$ -	\$ -	\$ 30,000	\$ 30,000	\$ 30,000												30,000	Installation of Electric Vehicle Charging Stations at Town Facilities including Shelter Cove Community Park, Shelter Cove Trail Head Parking, and Driessen Beach Park	1B	
FE6	Parking Master Plan Implementation	\$ 200,000	\$ 200,000	\$ -	\$ 200,000	\$ -	\$ 200,000	\$ 200,000													200,000	Physical improvements at existing beach parks including Coligny Beach Park and Islanders Beach Park; may include the addition of gates, video cameras, signage, etc.	1A
	Forest Management Plan	\$ -	\$ -	\$ -	\$ -	\$ -	\$ -														-	Assess and evaluate areas to manage undergrowth and promote specimen trees and park/facility functionality	
	Emergency Access Gates	\$ -	\$ -	\$ -	\$ -	\$ 150,000	\$ 150,000	\$ 150,000													150,000	Addition of Emergency Access Gates. Location To Be Determined	
FE7	Coastal Discovery Museum - Capital Projects																				-	Coastal Discovery Museum seeks funds to improve and maintain the buildings and grounds including the addition of 3-phase power at the Hay Barn and the addition of power pedestals for special events	
	Discovery House	\$ 21,500	\$ -	\$ -	\$ -	\$ 10,500	\$ 10,500	\$ 10,500													10,500	Windows, bathroom and wood rot repairs	1B
	Armstrong/Hack House	\$ 3,000	\$ -	\$ -	\$ -	\$ 3,500	\$ 3,500	\$ 3,500													3,500	Interior painting and floor repairs	1B
	Pavilion	\$ 4,000	\$ -	\$ -	\$ -	\$ 4,500	\$ 4,500	\$ 4,500													4,500	Roof	1B
	Discovery Lab	\$ 1,500	\$ -	\$ -	\$ -	\$ 4,500	\$ 4,500	\$ 4,500													4,500	Interior repairs	1B
	Pavilion/Restroom Building	\$ 6,000	\$ -	\$ -	\$ -	\$ 7,000	\$ 7,000	\$ 7,000													7,000	Interior and exterior painting, porch repairs, bathroom repairs	1B
	Horse Barn	\$ -	\$ -	\$ -	\$ -	\$ 3,000	\$ 3,000	\$ 3,000													3,000	Interior repairs and plumbing	1B
	Misc. Improvements	\$ 18,500	\$ -	\$ -	\$ -	\$ 25,000	\$ 25,000	\$ 25,000													25,000	Boardwalk repairs, emergency access road improvements, tree work, irrigation repairs, security cameras	1B
	Hay Barn	\$ 43,750	\$ -	\$ -	\$ -	\$ -	\$ -														-	Hay Barn 3-phase power	1B
	Additional Power Pedestals	\$ -	\$ -	\$ -	\$ -	\$ 60,000	\$ 60,000	\$ 60,000													60,000	Additional power hook ups for banks and more electrical for tents/vendors	1B
	Event Space Improvements	\$ 100,000	\$ 60,000	\$ -	\$ 60,000	\$ 400,000	\$ 460,000	\$ 460,000													460,000	Construction of Town initiated enhancements including ADA compliance and lighting upgrades	1A
	Total Coastal Discovery Museum - Capital Projects	\$ 198,250	\$ 60,000	\$ -	\$ 60,000	\$ 518,000	\$ 578,000	\$ 578,000	\$ -	\$ -	\$ -	\$ -	\$ -	\$ -	\$ -	\$ -	\$ -	\$ -	\$ -	\$ -	\$ 578,000		
FE8	Historic Mitchelville Freedom Park - Capital Projects																				-	At the request of Ahmad Ward, Executive Director, Historic Mitchelville Freedom Park seeks funds to improve property in accordance with approved master plan	
	Primary Parking Lot	\$ 100,000	\$ 50,000	\$ -	\$ 50,000	\$ 550,000	\$ 600,000	\$ 600,000													600,000	Permitting & Construction of primary parking lot	1A
	Loop Road to Visitor's Center	\$ 25,000	\$ 25,000	\$ -	\$ 25,000	\$ 125,000	\$ 150,000	\$ 150,000													150,000	Permitting & Construction of loop road	1A
	Beach Parking, Pathways, and Playground	\$ -	\$ -	\$ -	\$ -	\$ -	\$ -														-	Future parking, pathways, and playground to support beach access	1B
	Total Historic Mitchelville Freedom Park - Capital Projects	\$ 125,000	\$ 75,000	\$ -	\$ 75,000	\$ 675,000	\$ 750,000	\$ 750,000	\$ -	\$ -	\$ -	\$ -	\$ -	\$ -	\$ -	\$ -	\$ -	\$ -	\$ -	\$ -	\$ 750,000		
	IT EQUIPMENT & SOFTWARE																				-		
FE9	Town Hall Equipment & Software																				-		
	CISCO 9404 Data Center Switches	\$ 24,900	\$ -	\$ -	\$ -	\$ -	\$ -														-	Complete	
	Enterprise Storage Solution 345TB	\$ 360,000	\$ -	\$ -	\$ -	\$ -	\$ -														-	Complete	
	Tyler Cloud ERP Hosting	\$ 246,000	\$ -	\$ -	\$ -	\$ -	\$ -														-	Complete	
	Short Term Rental Software	\$ 454,491	\$ -	\$ -	\$ -	\$ -	\$ -														-	Complete	
	Network Infrastructure Enhancements	\$ -	\$ -	\$ -	\$ -	\$ 225,000	\$ 225,000	\$ 225,000													225,000	Begin 5-year replacement program for all vital network equipment	1B
	Tyler Assist	\$ -	\$ -	\$ -	\$ -	\$ 50,000	\$ 50,000	\$ 50,000													50,000	Program to get extra support to implement more citizen- and user-friendly applications	1B
	Recable Town Hall and Shelter Cove Buildings	\$ -	\$ -	\$ -	\$ -	\$ 95,000	\$ 95,000	\$ 95,000													95,000	Replace existing network cabling for all four buildings at Town Hall and Shelter Cove office	1B
	Cloud Services Enhancements	\$ -	\$ -	\$ -	\$ -	\$ 100,000	\$ 100,000	\$ 100,000													100,000	Ability to move more services and applications to hosted solutions	1B
	Town Strategic Plan SWOT for Town Connectivity	\$ -	\$ -	\$ -	\$ -	\$ 30,000	\$ 30,000	\$ 30,000													30,000	Strategic Plan request for connectivity SWOT analysis	1B
	Applicant Tracking System Replacement	\$ -	\$ -	\$ -	\$ -	\$ 20,000	\$ 20,000	\$ 20,000													20,000	Replacement of Applicant Tracking System for Human Resources Department	1B
	IT Hardware	\$ -	\$ -	\$ -	\$ -	\$ 180,000	\$ 180,000	\$ 180,000													180,000	IT Hardware	1B
FE10	Public Safety Systems Equipment and Software																				-		
	Dispatch Center Equipment																				-		
	E911 Data Center Virtualization	\$ 180,000	\$ -	\$ -	\$ -	\$ -	\$ -														-	Complete	
	911 Simulator	\$ 20,000	\$ -	\$ -	\$ -	\$ -	\$ -														-	Complete	
FE11	Fire Rescue Conference Upgrades (HQ, Dispatch, 7 Stations)	\$ 93,000	\$ -	\$ -	\$ -	\$ -	\$ -														-	Complete	
	Radio Maintenance & Replacement -Portable/Mobile	\$ 20,000	\$ -	\$ -	\$ -	\$ -	\$ -														-	Complete	
FE32	CAD System Replacement	\$ -	\$ -	\$ -	\$ -	\$ 200,000	\$ 200,000	\$ 200,000													200,000	Purchase of complete Computer Aided Dispatch System	1B
FE33	Fire Apparatus Technology Equipment	\$ -	\$ -	\$ -	\$ -	\$ 95,000	\$ 95,000	\$ 95,000													95,000	New MDC's, mounts, radios, cameras and cradlepoints for the 10 new fire apparatus	1B
FE12	Station Alerting	\$ 100,000	\$ 100,000	\$ -	\$ 100,000	\$ -	\$ 100,000	\$ 100,000													100,000	Current Station Alerting system is reaching end of service and is not compatible with modern IT infrastructure. Costs to maintain are increasing and parts are difficult to obtain	1A
	Dispatch Center Workstation Desks	\$ -	\$ -	\$ -	\$ -	\$ -	\$ -														-	Replacement of Dispatch workstation desks	
FE34	Weather Stations	\$ -	\$ -	\$ -	\$ -	\$ 50,000	\$ 50,000	\$ 50,000													50,000	Installation of weather stations at Training Facility	1B
	Total IT EQUIPMENT & SOFTWARE	\$ 1,498,391	\$ 100,000	\$ -	\$ 100,000	\$ 1,045,000	\$ 1,145,000	\$ 1,145,000	\$ -	\$ -	\$ -	\$ -	\$ -	\$ -	\$ -	\$ -	\$ -	\$ -	\$ -	\$ -	\$ 1,145,000		

TOWN OF HILTON HEAD ISLAND - CAPITAL IMPROVEMENTS PROGRAM FY24

MAP KEY	PROJECTS	FY23 ADOPTED/ AMENDED BUDGET	FY23 BALANCE AVAILABLE	REALLOCATION	FY23 CARRY FORWARD	FY24 BUDGET (NEW MONEY)	FY24 TOTAL	ELECTRIC FRANCHISE FEE	BEACH FEE	STATE ATAX	HOSPITALITY TAX	STORMWATER UTILITY FEE	LEASE REV HTAX SUPPORTED	ROAD USAGE FEE	TIF REV	Capital	HHI TRAFFIC IMPACT FEE	REAL ESTATE TRANSFER FEE	SALE OF LAND	TOTAL FY24 REVENUE SOURCES	FY24 PROJECT SCOPE	PC RANKING	
	SECURITY CAMERAS & CONNECTIVITY																				-		
FE13	Shelter Cove Community Park	\$ 150,000	\$ -	\$ -	\$ -	\$ -	\$ -	\$ -													-	Complete	
FE14	Shelter Cove Connectivity & Chaplin Linear Park Trailhead	\$ 300,000	\$ -	\$ -	\$ -	\$ -	\$ -	\$ -													-	Complete	
FE15	Fire Stations	\$ 56,000	\$ -	\$ -	\$ -	\$ -	\$ -	\$ -													-	Complete	
	Ambulance	\$ 30,000	\$ -	\$ -	\$ -	\$ -	\$ -	\$ -													-	Complete	
	FY22 Cameras (Crossings Park) Open Purchase Order Roll-Forward	\$ 77,407	\$ -	\$ -	\$ -	\$ -	\$ -	\$ -													-	Complete	
FE35	Coligny Beach Park/Parking	\$ -	\$ -	\$ -	\$ -	\$ 140,000	\$ 140,000	\$ 140,000													140,000	Replacement of aging cameras	1B
FE36	Fish Haul Beach Park/Parking	\$ -	\$ -	\$ -	\$ -	\$ 35,000	\$ 35,000	\$ 35,000													35,000	Replacement of aging cameras and Wi-Fi upgrades	1B
FE37	Rowing & Sailing Center at Squire Pope Community Park	\$ -	\$ -	\$ -	\$ -	\$ 32,000	\$ 32,000	\$ 32,000													32,000	New connectivity and camera installation	1B
FE38	Bristol Sports Arena	\$ -	\$ -	\$ -	\$ -	\$ 32,000	\$ 32,000	\$ 32,000													32,000	New connectivity for camera and Wi-Fi abilities	1B
FE39	Driessen Beach Park	\$ -	\$ -	\$ -	\$ -	\$ 32,000	\$ 32,000	\$ 32,000													32,000	New connectivity and camera installation	1B
FE40	Historic Mitchellville Freedom Park	\$ -	\$ -	\$ -	\$ -	\$ 65,000	\$ 65,000	\$ 65,000													65,000	Replacement of aging cameras	1B
FE41	Public Safety Cameras	\$ -	\$ -	\$ -	\$ -	\$ 54,696	\$ 54,696	\$ 54,696													54,696	Add 16 specialty public safety cameras to the Town for enhanced coverage	1B
	Total SECURITY CAMERAS & CONNECTIVITY	\$ 613,407	\$ -	\$ -	\$ -	\$ 390,696	\$ 390,696	\$ 390,696	\$ -	\$ -	\$ -	\$ -	\$ -	\$ -	\$ -	\$ -	\$ -	\$ -	\$ -	\$ -	\$ 390,696		
FE16	FIRE/MEDICAL SYSTEMS & EQUIPMENT REPLACEMENT																				-		
	Vehicle Lift Replacement & Trade of Old Unit	\$ 150,000	\$ -	\$ -	\$ -	\$ -	\$ -	\$ -													-	Complete	
	Stair Chair Replacement	\$ 40,000	\$ -	\$ -	\$ -	\$ -	\$ -	\$ -													-	Complete	
	Rescue Tool Replacement	\$ 150,000	\$ -	\$ -	\$ -	\$ -	\$ -	\$ -													-	Complete	
	Fire Hose Replacement	\$ 100,000	\$ -	\$ -	\$ -	\$ -	\$ -	\$ -													-	Complete	
FE42	Radio & Mic Battery Replacement	\$ -	\$ -	\$ -	\$ -	\$ 70,000	\$ 70,000	\$ 70,000													70,000	Replacement of handheld radio batteries (110) radios. Replace mics for the Apx 6000	1B
FE43	AED Replacement	\$ -	\$ -	\$ -	\$ -	\$ 110,000	\$ 110,000	\$ 110,000													110,000	AED Replacement for Town Vehicles and Facilities	1B
FE44	Fleet Maintenance Equipment	\$ -	\$ -	\$ -	\$ -	\$ 30,000	\$ 30,000	\$ 30,000													30,000	Replace the aging fire balancer with a modern and upgraded balancer to handle fire apparatus fire size	1B
FE45	Fire Service Atmospheric Monitors	\$ -	\$ -	\$ -	\$ -	\$ 50,000	\$ 50,000	\$ 50,000													50,000	Replacement of toxic gas monitors	1B
FE46	Personal Protective Equipment Replacement	\$ -	\$ -	\$ -	\$ -	\$ 115,000	\$ 115,000	\$ 115,000													115,000	Replacement of PPE as necessary	1B
	Cardiac Monitor Replacement	\$ -	\$ -	\$ -	\$ -	\$ -	\$ -	\$ -													-	Replace (13) cardiac monitors	
	SCBA Replacement	\$ -	\$ -	\$ -	\$ -	\$ -	\$ -	\$ -													-	Replace SCBAs	
	TIC Replacement	\$ -	\$ -	\$ -	\$ -	\$ -	\$ -	\$ -													-	Replace TIC	
	Stretcher Replacement	\$ -	\$ -	\$ -	\$ -	\$ -	\$ -	\$ -													-	Replace stretchers	
	Total FIRE/MEDICAL SYSTEMS & EQUIPMENT REPLACEMENT	\$ 460,000	\$ -	\$ -	\$ -	\$ 375,000	\$ 375,000	\$ 375,000	\$ -	\$ -	\$ -	\$ -	\$ -	\$ -	\$ -	\$ -	\$ -	\$ -	\$ -	\$ -	\$ 375,000		
FE17	Automobile Place / Modern Classic Motors Site Enhancements	\$ 472,500	\$ -	\$ -	\$ -	\$ -	\$ -	\$ -													-	Complete	
	Fire Hydrant Expansion	\$ 50,000	\$ -	\$ -	\$ -	\$ 50,000	\$ 50,000	\$ 50,000													50,000	Installation of Fire Hydrants through matching program with HHPSD.	1B
FE19	Arts Campus Feasibility Study	\$ 25,000	\$ 25,000	\$ -	\$ 25,000	\$ -	\$ 25,000	\$ 25,000													25,000	Feasibility study of existing site including expansion options; Residual funds transferred to Island-wide Master Plan	
	STORMWATER PROJECTS																				-		
FE21	Wexford Debris System Design	\$ 75,000	\$ 38,000	\$ -	\$ 38,000	\$ 85,000	\$ 123,000	\$ -				\$ 123,000									123,000	Design of pump station to consider multiple factors including function and aesthetics in preparation for FY24 construction	1A
FE22	Gum Tree Road Improvements	\$ 125,000	\$ 80,000	\$ -	\$ 80,000	\$ -	\$ 80,000	\$ -				\$ 80,000									80,000	Permitting & Construction of improvements to address various deficiencies along Gum Tree Road between Katie Miller Drive and Georgianna Drive, including regrading of ditches, installation of new inlets, new pipe and repairs along the outfall system	1A
FE23	Jarvis Creek Outfall	\$ 500,000	\$ 500,000	\$ 400,000	\$ 100,000	\$ -	\$ 100,000	\$ -				\$ 100,000									100,000	Installation of flap gates on the outfall end of two 84-inch diameter concrete pipes that discharge stormwater from the Jarvis Creek Pump Station outfall system; necessary to improve operation and effectiveness of the pump station during extreme events by mitigating the impacts of tidal storm surge on the system	1A
FE24	25 Moonshell Road	\$ 80,000	\$ 42,000	\$ -	\$ 42,000	\$ 50,000	\$ 92,000	\$ -				\$ 92,000									92,000	Permitting & Installation of 500 linear feet of 24-inch pipe and two inlet structures to improve efficiency and reduce long-term maintenance costs along the existing Folly Field ditch between Moonshell Road and the Island Club	1A
FE25	Cordillo Court Improvements	\$ 50,000	\$ 50,000	\$ -	\$ 50,000	\$ 20,000	\$ 70,000	\$ -				\$ 70,000									70,000	Permitting & installation of improvements to address drainage issues on and adjacent to Town-owned property including inlets, pipe and minor grading	1A
	Palmetto Hall Outfall Improvements	\$ -	\$ -	\$ -	\$ -	\$ -	\$ -	\$ -				\$ -									-	Addition of hydraulic capacity of the system outfall and addition of backflow prevention devices	
FE47	Lawton Pump Station	\$ -	\$ -	\$ -	\$ -	\$ 350,000	\$ 350,000	\$ -				\$ 350,000									350,000	Third pump at Lawton Station to complete replacement of all 2006 pumps	1B
FE48	Pump Station Security Cameras	\$ -	\$ -	\$ -	\$ -	\$ 45,000	\$ 45,000	\$ -				\$ 45,000									45,000	Add security cameras at pump stations	1B
	Main Street Drainage Improvements	\$ -	\$ -	\$ -	\$ -	\$ -	\$ -	\$ -				\$ -									-	Improvements based on 2019 assessment completed by SWU	
	Wexford Pump Station	\$ -	\$ -	\$ -	\$ -	\$ -	\$ -	\$ -				\$ -									-	(2) new pumps in FY25	
	Jarvis Pump Station	\$ -	\$ -	\$ -	\$ -	\$ -	\$ -	\$ -				\$ -									-	(1) new pump per year beginning FY27	
	Shipyard Pump Station Overhaul	\$ -	\$ -	\$ -	\$ -	\$ -	\$ -	\$ -				\$ -									-	Pump station overhaul	
	North Forest Beach Pipe Replacements	\$ -	\$ -	\$ -	\$ -	\$ -	\$ -	\$ -				\$ -									-	Pipe Replacement	
	Resilience Improvements TBD	\$ -	\$ -	\$ -	\$ -	\$ -	\$ -	\$ -				\$ -									-	Future Improvements to be determined	
	Total STORMWATER PROJECTS	\$ 830,000	\$ 710,000	\$ 400,000	\$ 310,000	\$ 550,000	\$ 860,000	\$ -	\$ -	\$ -	\$ -	\$ 860,000	\$ -	\$ -	\$ -	\$ -	\$ -	\$ -	\$ -	\$ -	\$ 860,000		
	Facilities and Equipment Project Management and Contingency	\$ -	\$ -	\$ -	\$ -	\$ 100,000	\$ 100,000	\$ 100,000				\$ -									100,000	Miscellaneous unexpected project expenses	
	TOTAL FACILITIES AND EQUIPMENT PROGRAM	\$ 6,314,104	\$ 1,350,000	\$ 400,000	\$ 950,000	\$ 5,613,696	\$ 6,563,696	\$ 5,703,696	\$ -	\$ -	\$ -	\$ 860,000	\$ -	\$ -	\$ -	\$ -	\$ -	\$ -	\$ -	\$ -	\$ 6,563,696		

TOWN OF HILTON HEAD ISLAND - CAPITAL IMPROVEMENTS PROGRAM FY24

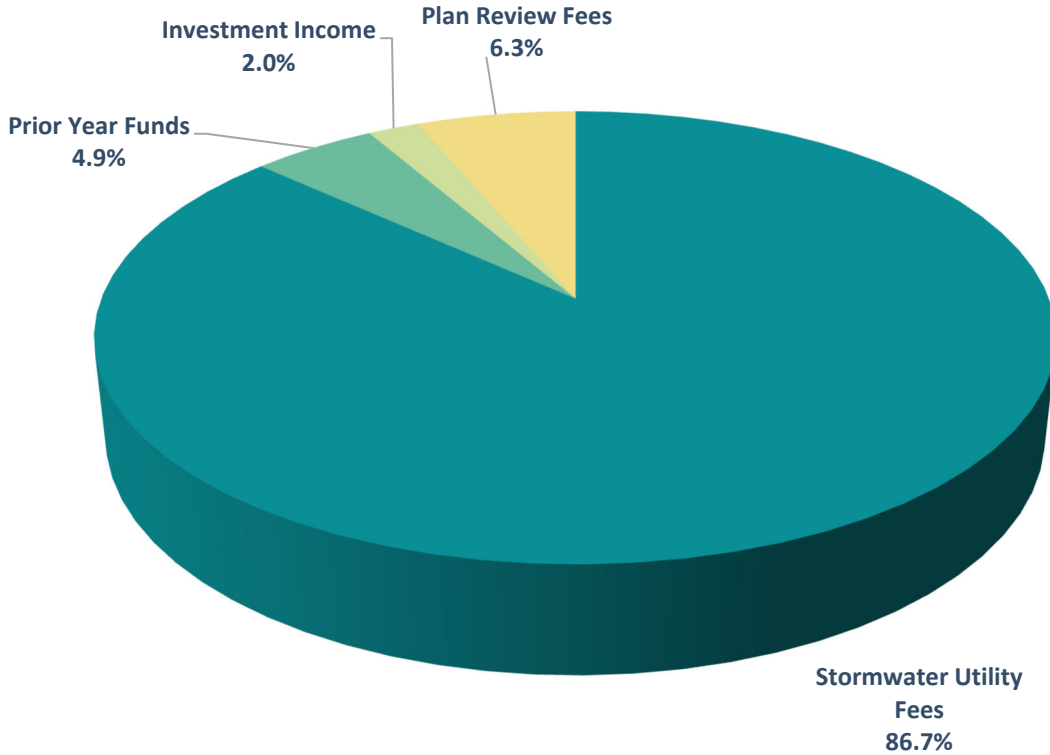
MAP KEY	PROJECTS	FY23 ADOPTED/ AMENDED BUDGET	FY23 BALANCE AVAILABLE	REALLOCATION	FY23 CARRY FORWARD	FY24 BUDGET (NEW MONEY)	FY24 TOTAL	ELECTRIC FRANCHISE FEE	BEACH FEE	STATE ATAX	HOSPITALITY TAX	STORMWATER UTILITY FEE	LEASE REV HTAX SUPPORTED	ROAD USAGE FEE	TIF REV	Capital	HHI TRAFFIC IMPACT FEE	REAL ESTATE TRANSFER FEE	SALE OF LAND	TOTAL FY24 REVENUE SOURCES	FY24 PROJECT SCOPE	PC RANKING	
FLEET PROGRAM																							
F13	Town Vehicle Replacement																						
	Staff Vehicle Replacement	\$ 117,000	\$ -	\$ -	\$ -	\$ 181,000	\$ 181,000													\$ -	Replacement of 5 staff vehicles over 10 years old including vehicle outfitting	1B	
	New Staff Vehicles	\$ 181,472	\$ -	\$ -	\$ -	\$ 360,000	\$ 360,000														Vehicles including vehicle outfitting for new staff as needed	1B	
	FY22 Vehicles Open Purchase Order Roll-Forward	\$ 28,918	\$ -	\$ -	\$ -	\$ -	\$ -														Complete		
	Total Town Vehicle Replacement	\$ 327,390	\$ -	\$ -	\$ -	\$ 541,000	\$ 541,000																
F14	FR Apparatus & Vehicle Replacement																						
	Engine/Pumper Replacement/Quint Company Replacement (2)	\$ 7,483,420	\$ 7,483,420	\$ -	\$ 7,483,420	\$ -	\$ 7,483,420															1A	
	Staff Vehicle Replacement	\$ 75,000	\$ -	\$ -	\$ -	\$ 85,000	\$ 85,000														Replace two staff vehicles that have reached their 120,000 mile / 12 year mark.	1B	
	New Staff Vehicles	\$ -	\$ -	\$ -	\$ -	\$ 85,000	\$ 85,000														Vehicles including vehicle outfitting for new staff as needed	1B	
	Support Vehicle Replacement	\$ 35,000	\$ 35,000	\$ -	\$ 35,000	\$ -	\$ 35,000														Supply chain issues; forklift delivery expected fall 2023	1A	
	Firefighting Foam for Trucks	\$ 16,000	\$ -	\$ -	\$ -	\$ -	\$ -														Firefighting foam for trucks		
	Ladder Truck Replacement (2)	\$ -	\$ -	\$ -	\$ -	\$ -	\$ -																
	Specialty Vehicles	\$ -	\$ -	\$ -	\$ -	\$ -	\$ -														Replacement of Specialty vehicles		
	Battalion 1 Replacement	\$ -	\$ -	\$ -	\$ -	\$ -	\$ -														Replacement of Battalion 1 vehicle		
	Medic Unit Replacement	\$ -	\$ -	\$ -	\$ -	\$ -	\$ -														Replacement of Medic Units (10-year cycle)		
	Total FR Apparatus & Vehicle Replacement	\$ 7,609,420	\$ 7,518,420	\$ -	\$ 7,518,420	\$ 170,000	\$ 7,688,420																
	Fleet Project Management and Contingency	\$ -	\$ -	\$ -	\$ -	\$ 100,000	\$ 100,000															Miscellaneous unexpected project expenses	N/A
	TOTAL FLEET PROGRAM	\$ 7,936,810	\$ 7,518,420	\$ -	\$ 7,518,420	\$ 811,000	\$ 8,329,420	\$ 385,000	\$ -	\$ -	\$ -	\$ -	\$ 7,944,420	\$ -	\$ -	\$ -	\$ -	\$ -	\$ -	\$ -	\$ 8,329,420		
LAND ACQUISITION ADMINISTRATION																							
	Land Acquisition	\$ 294,925	\$ 290,000	\$ -	\$ 290,000	\$ 110,000	\$ 400,000													\$ 400,000	\$ 400,000	Land acquisition and soft costs including ROW, Survey, Appraisals, Legal Fees, etc. Includes demolition and clean up of Jonesville Road property.	N/A
	TOTAL LAND ACQUISITION ADMINISTRATION	\$ 294,925	\$ 290,000	\$ -	\$ 290,000	\$ 110,000	\$ 400,000	\$ -	\$ -	\$ -	\$ -	\$ -	\$ -	\$ -	\$ -	\$ -	\$ -	\$ -	\$ -	\$ 400,000	\$ 400,000		
	TOTAL CIP	\$ 44,317,210	\$ 29,126,178	\$ 7,184,738	\$ 21,941,440	\$ 18,051,641	\$ 39,993,081	\$ 7,793,161	\$ 6,556,000	\$ 3,000,000	\$ 2,360,000	\$ 860,000	\$ 7,944,420	\$ 3,600,000	\$ 4,379,500	\$ 1,200,000	\$ 300,000	\$ 400,000	\$ 1,600,000	\$ 39,993,081			
								\$ -	\$ -	\$ -	\$ -	\$ -	\$ -	\$ -	\$ -	\$ -	\$ -	\$ -	\$ -	\$ -	\$ -		

*FY23 Housing budget moved out of CIP and into Housing Fund

TOWN OF HILTON HEAD ISLAND: FY 2024 STORMWATER FUND BUDGET

Sources of Funds

Fiscal Year 2024 Stormwater Utility Fund - \$5,885,817

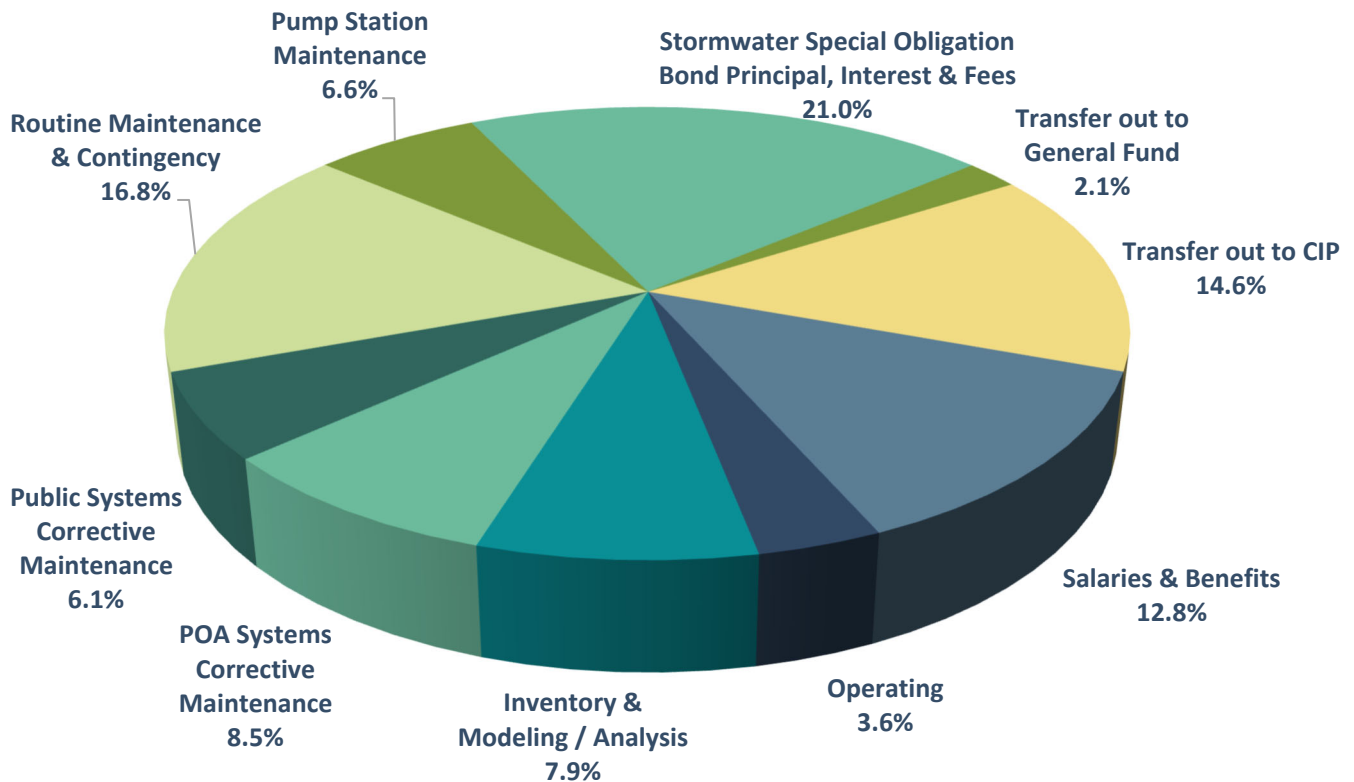


	FY 2022 Actual	FY2023 Original Budget	FY2024 Adopted Budget	\$ Change FY2023	% Change FY2023	% of Budget
Stormwater Utility Fees	\$5,081,075	\$5,044,000	\$5,104,075	60,075	1.2%	86.7%
Prior Year Funds	-	769,296	290,717	(478,579)	-62.2%	4.9%
Investment Income	10,394	20,000	120,000	100,000	500.0%	2.0%
Plan Review Fees	-	-	371,025	371,025	0.0%	6.3%
Total Revenues	5,091,469	5,833,296	5,885,817	52,521	0.9%	100.0%

Note: Prior year funds are expected one-time carryforward amounts for one-time uses.

Uses of Funds

Fiscal Year 2024 Stormwater Utility Fund - \$5,885,817



Expenditures by Category

	FY 2022 Actual	FY2023 Original Budget	FY2024 Adopted Budget	\$ Change FY2023	% Change FY2023	% of Budget
Salaries & Benefits	\$ 516,184	\$ 608,996	\$ 755,239	\$146,243	24.0%	12.8%
Operating	188,296	139,500	209,065	\$69,565	49.9%	3.6%
Inventory & Modeling / Analysis	239,008	705,000	463,180	-\$241,820	-34.3%	7.9%
POA Systems Corrective Maintenance	2,250	660,000	500,000	-\$160,000	-24.2%	8.5%
Public Systems Corrective Maintenance	3,523	400,000	360,000	-\$40,000	-10.0%	6.1%
Routine Maintenance & Contingency	95,805	710,000	990,000	\$280,000	39.4%	16.8%
Pump Station Maintenance	187,717	330,000	390,000	\$60,000	18.2%	6.6%
Stormwater Special Obligation Bond Principal, Interest & Fees	1,197,155	1,324,800	1,233,333	-\$91,467	-6.9%	21.0%
Transfer out to General Fund	116,250	125,000	125,000	\$0	0.0%	2.1%
Transfer out to CIP	2,043,364	830,000	860,000	\$30,000	3.6%	14.6%
Total Expenditures & Transfers Out	4,589,552	5,833,296	5,885,817	\$52,521	0.9%	100.0%

TOWN OF HILTON HEAD ISLAND: FY 2024 BUDGET HIGHLIGHTS

Stormwater Utility Fund Highlights

- A new Fee Schedule to support the enforcement of unfunded Federal and State water quality regulations per the terms of our current State-issued NPDES Permit.
- Stormwater is budgeted to operate within its current rate structure.
- A Rate Study is planned for FY24.
- Stormwater capital projects will be transferred to the CIP, along with a transfer of Stormwater funding.
- Stormwater Corrective Maintenance of systems:
 - Public systems
 - POA Agreement systems
- Stormwater Routine Maintenance:
 - Maintenance of channels, ditches, pipes, parks, etc.
 - Pond maintenance
 - Street Sweeping
- Other Expected Maintenance:
 - General operation, routine inspection, and maintenance of the Island's pump stations
 - Maintenance contingency
- Monitoring, Modeling & Analysis
 - Water Quality & Tide Monitoring
 - Inventory, modeling, and flood plain mapping
 - Stormwater Rate Study
- Transfer of Stormwater Capital Projects to CIP along with funding:
 - Cordillo Courts Improvements
 - Moonshell Road Improvements
 - Gum Tree Road project
 - Jarvis Outfall Improvements
 - Wexford Debris System design
 - Lawton Pump Station pump replacements
 - Pump Station Security Camera installation
- Additional Stormwater Fund expenditures will include:
 - Personnel (5 current positions plus 1 new Stormwater Maintenance Administrator and 1 new Stormwater Inspector)
 - Operating Costs
 - Stormwater Special Obligation Bond principal, interest, and fees
 - Transfer to General Fund
- Stormwater operations are accomplishing the improvement and sustainment of:
 - Stormwater infrastructure
 - Water quality
 - All watersheds within the town

Stormwater Utility Fund Corrective Maintenance

FY24 CORRECTIVE MAINTENANCE PROJECT LIST - DRAFT

PUBLIC SYSTEMS

SRID	EVAL	Ward	Project Location	Project Description	Condition
1499	12	3	Arrow Rd Haig Point Outfall	Ditch excavation, pipe replacement, and flap gate installation to alleviate upstream flooding along Arrow Road	
4995	10	1	1 Mathews Court	Pipe replacement to allow for positive flow	
4795	10	1	63 Old Wild Horse Road	Pathway and drainage improvements to alleviate private property flooding	
3749	9	2	16 Kings Court	Channel erosion stabilization	
4179	8	1	96 Mathews Drive	Pond dredging/excavation to allow for positive drainage of channel	
3947	7	3	5 Firethorn Lane	Rehabilitation of pipe to alleviate sinkhole in roadway	
3946	6	2	13 Squiresgate Road	Headwall stabilization and ditch excavation to ensure positive flow	
4450	5	3	21 Lagoon Road	Pond dredging/excavation to allow for positive drainage of channel	Easements Needed
1206	3	4	Dreissen Beach Park	Drainage improvements to alleviate park flooding	

Stormwater Utility Fund Corrective Maintenance Projects

FY24 CORRECTIVE MAINTENANCE PROJECT LIST - DRAFT					
POA AGREEMENT SYSTEMS					
SRID	EVAL	POA	Project Location	Project Description	Condition
3568	10	HHP	24 Eagle Claw Drive	Structure replacement to alleviate sinkhole in roadway	
3571	8	HHP	14 Prestwick Court	Pipe cleaning, CCTV inspection and point repairs to alleviate sinkholes	
1395	8	PR	12 Scarborough Head	Channel excavation and pipe cleaning to allow for positive flow	
5082	7	HHP	10 Quail Walk Lane	Point repair to alleviate sinkhole in roadway	
2586	6	IR	10 Brewton Court	Reimbursement for pipe point repair	
4560	6	YC	55 Bellhaven Way	Structure repair to alleviate sinkhole in roadway	
1170	5	HHP	9 & 11 Charlesfort Place	Pipe cleaning to alleviate roadway flooding	
1314	5	PD	22 Troon Drive	Clean and CCTV pipe to determine cause of issue	
1370	5	PH	29 Clyde Lane	Broken grate replacement	
997	5	PH	37 Madison Lane	Tree obstruction removal within channel	
1382	5	PR	73 South Port Royal Drive	Reimbursement for pipe point repair	
1215	5	PR	42 Planters Row	Drainage improvements to correct to deficient system	
1232	5	SP	34 Windjammer Court Pond Outfall	Flap gate installation and sump excavation to ensure positive flow	
1134	5	WE	44 Wicklow Drive	Point repair to alleviate sinkhole in yard	

STORMWATER

TOWN OF HILTON HEAD ISLAND
FY2024 BUDGET PROJECTION
FY23 ACTUALS AS OF 12/31/2022

INSTRUCTIONS FOR FY 2024 BUDGET REQUESTS:

1. Enter the budget request amount in the yellow highlighted cells for Overtime, Operating and Program Expenses.
2. Provide detailed and itemized information for each line item budget request (for overtime and operating) on the separate Departmental Budget Detail Form.
3. Submit all Budget Requests, Budget Detail, and other forms (Staffing Changes, I.T. Hardware/Software, Goals/Objectives Word Document, etc.) to Finance by EOB 01/31/2023.

	Request	Revised
revenue	5,814,344.00	5,885,817.00
expenses	5,859,394.00	5,885,817.00
difference	(45,050.00)	-

Org:	STORMWATER	FY2021			FY2022			FY2023			FY2024					
		61001	REVENUES	ORIG BUDGET	ACTUALS	VARIANCE	ORIG BUDGET	YTD ACT/ENC	VARIANCE	ORIG BUDGET	YTD ACT/ENC	VARIANCE	REQUEST	ADJUSTMENTS	REVISED	VAR TO FY23
Object:																
40100	STORMWATER FEES	4,824,000.00	5,043,167.11	(219,167.11)	4,934,000.00	5,081,074.56	147,074.56	5,044,000.00	719,849.76	4,324,150.24	5,104,075.00	-	5,104,075.00	60,075.00		
40100	PLAN REVIEW FEES	-	-	-	-	-	-	-	-	-	371,025.00	-	371,025.00	371,025.00		
40120	PRIOR YEAR FUNDS	624,000.00	-	624,000.00	560,000.00	-	(560,000.00)	769,296.00	-	769,296.00	219,244.00	71,473.00	290,717.00	(478,579.00)		
44100	INVESTMENT INCOME	2,000.00	9,229.06	(7,229.06)	6,000.00	39,684.62	33,684.62	20,000.00	39,684.62	(19,684.62)	120,000.00	-	120,000.00	100,000.00		
TOTAL STORMWATER REVENUES:		5,450,000.00	5,052,396.17	397,603.83	5,500,000.00	5,120,759.18	(379,240.82)	5,833,296.00	759,534.38	5,073,761.62	5,814,344.00	71,473.00	5,885,817.00	52,521.00		

supplied by Finance

supplied by Finance

supplied by Finance

NPDES PLAN REVIEW AND INSPECTION FEES PROPOSED FOR FY24

Org:	STORMWATER	FY2021			FY2022			FY2023			FY2024					
		61000010	PERSONNEL	ORIG BUDGET	ACTUALS	VARIANCE	ORIG BUDGET	YTD ACT/ENC	VARIANCE	ORIG BUDGET	YTD ACT/ENC	VARIANCE	REQUEST	ADJUSTMENTS	REVISED	VAR TO FY23
Object:																
51100	SALARIES	425,350.00	450,110.65	(24,760.65)	471,704.00	392,555.47	79,148.53	415,667.00	202,277.49	213,389.51	435,424.00	-	435,424.00	19,757.00		
51350	OVERTIME	-	438.43	(438.43)	-	-	-	-	455.60	(455.60)	-	-	-	-		
51400	FICA	32,540.00	33,296.70	(756.70)	36,084.00	29,166.93	6,917.07	31,799.00	15,106.09	16,692.91	33,310.00	-	33,310.00	1,511.00		
51450	401K-RETIREMENT CONTRI	34,594.00	36,325.88	(1,731.88)	38,714.00	35,102.86	3,611.14	40,199.00	20,722.43	19,476.57	45,224.00	-	45,224.00	5,025.00		
51456	RHSP-ANNUAL CONTRIBUTION	-	-	-	-	-	-	5,953.00	-	5,953.00	-	-	-	(5,953.00)		
51460	MEDICAL SPENDNG ACCT FEE	58.00	-	58.00	40.00	-	40.00	28.00	-	28.00	28.00	-	28.00	-		
51461	ADMINISTATIVE FEE (STATE)	222.00	216.00	6.00	216.00	171.00	45.00	180.00	90.00	90.00	180.00	-	180.00	-		
51500	MEDFLEX	5,562.00	3,874.57	1,687.43	4,800.00	4,333.33	466.67	5,000.00	-	5,000.00	5,750.00	-	5,750.00	750.00		
51501	PREVENTIVE HEALTH CARE	927.00	-	927.00	-	-	-	-	-	-	-	-	-	-		
51502	PREVENTIVE DENTAL CARE	-	559.60	(559.60)	900.00	439.40	460.60	750.00	-	750.00	-	-	-	(750.00)		
51551	MEDICAL (STATE)	65,566.00	50,568.24	14,997.76	51,439.00	48,954.54	2,484.46	53,584.00	24,811.56	28,772.44	62,233.00	(3,378.00)	58,855.00	5,271.00		
51552	DENTAL (STATE)	1,000.00	970.56	29.44	971.00	781.84	189.16	809.00	404.40	404.60	809.00	-	809.00	-		
51560	BASIC LTD (STATE)	239.00	231.84	7.16	232.00	186.76	45.24	193.00	96.60	96.40	193.00	-	193.00	-		
51561	STD (TOWN)	694.00	531.66	162.34	617.00	511.12	105.88	544.00	314.84	229.16	570.00	-	570.00	26.00		
51563	SUPPLEMENTAL LTD (STATE)	886.00	911.28	(25.28)	1,015.00	851.62	163.38	935.00	425.16	509.84	1,061.00	-	1,061.00	126.00		
51602	LIFE AD&D (STATE)	21.00	23.04	(2.04)	19.00	18.56	0.44	15.00	9.60	5.40	23.00	-	23.00	8.00		
51603	LIFE AD&D (TOWN)	1,006.00	871.01	134.99	1,021.00	839.77	181.23	901.00	517.82	383.18	946.00	-	946.00	45.00		
51700	WORKERS COMP	2,845.00	2,746.02	98.98	2,524.00	2,271.50	252.50	2,224.00	1,497.23	726.77	2,330.00	-	2,330.00	106.00		
51761	PERSONNEL ADJUSTMENT	-	-	-	(9,158.00)	-	(9,158.00)	50,215.00	-	50,215.00	303,750.00	(133,214.00)	170,536.00	120,321.00		
TOTAL STORMWATER PERSONNEL		571,510.00	581,675.48	-10,165.48	601,138.00	516,184.70	84,953.30	608,996.00	266,728.82	342,267.18	891,831.00	-136,592.00	755,239.00	146,243.00		

to be supplied by Finance by 2/11

NET CHANGE WITH 2 NEW POSTION REQUESTS, +1

Position Title	FY 23	FY24	
Stormwater Manager	100%	100%	
NEW Sr Engineering Project Manager		100%	SG116
Engineering Project Manager	100%	100%	
Stormwater Engineer ***	100%	100%	
NPDES Administrator *	100%	100%	
NEW SW Maintenance Administrator		100%	SG112
Stormwater Inspector	100%	100%	
NEW 2nd Stormwater Inspector **		100%	SG109
Town Engineer	25%		
Asst. Community Development Director		25%	
Infrastructure Services Director	10%		

- * Proposed NPDES Plan Review Fees can fund this position (%100)
- ** Proposed NPDES Inspection Fees can fund this position (%100)
- *** Position re-title/reclass proposed: Infrastructure Asset Manager

STORMWATER

Org:	STORMWATER	FY2021			FY2022			FY2023			FY2024			
		ORIG BUDGET	ACTUALS	VARIANCE	ORIG BUDGET	YTD ACT/ENC	VARIANCE	ORIG BUDGET	YTD ACT/ENC	VARIANCE	REQUEST	ADJUSTMENTS	REVISED	VAR TO FY23
61000041	DEBT SERVICES / OTHER													
Object:														
57122	INTEREST	264,000.00	216,558.96	47,441.04	100,358.00	96,547.13	3,810.87	84,817.00	42,408.00	42,409.00	68,821.00	-	68,821.00	(15,996.00)
57123	OTHER CHARGES	20,490.00	150,500.00	(130,010.00)	54,704.00	7,000.00	47,704.00	30,000.00	-	30,000.00	7,000.00	-	7,000.00	(23,000.00)
58000	DEPRECIATION	1,250,000.00	1,285,588.32	(35,588.32)	1,100,000.00	1,004,547.00	95,453.00	1,118,451.00	559,225.50	559,225.50	1,068,451.00	-	1,068,451.00	(50,000.00)
58200	AMORTIZATION LOSS ON REFUNDING/COI	-	91,532.04	(91,532.04)	-	89,060.53	(89,060.53)	91,532.00	-	91,532.00	89,061.00	-	89,061.00	(2,471.00)
	TOTAL STORMWATER DEBT SVC.	1,534,490.00	1,744,179.32	-209,689.32	1,255,062.00	1,197,154.66	57,907.34	1,324,800.00	601,633.50	723,166.50	1,233,333.00	0.00	1,233,333.00	-91,467.00

supplied by Finance
supplied by Finance
supplied by Finance
supplied by Finance

Org:	STORMWATER	FY2021			FY2022			FY2023			FY2024			
		ORIG BUDGET	ACTUALS	VARIANCE	ORIG BUDGET	YTD ACT/ENC	VARIANCE	ORIG BUDGET	YTD ACT/ENC	VARIANCE	REQUEST	ADJUSTMENTS	REVISED	VAR TO FY23
Various	PROGRAMS													
Object:														
Various	HILTON HEAD PLANTATION	95,000.00	157,338.70	(62,338.70)	-	-	-	-	-	-	-	-	-	-
	INDIGO RUN	82,000.00	162,874.09	(80,874.09)	-	-	-	-	-	-	-	-	-	-
	LONG COVE	-	4,705.12	(4,705.12)	-	-	-	-	-	-	-	-	-	-
	LEAMINGTON	25,000.00	4,603.60	20,396.40	-	-	-	-	-	-	-	-	-	-
	PALMETTO DUNES	4,000.00	9,300.31	(5,300.31)	-	-	-	-	-	-	-	-	-	-
	PALMETTO HALL	15,000.00	1,389.00	13,611.00	-	-	-	-	-	-	-	-	-	-
	PORT ROYAL	40,000.00	43,930.46	(3,930.46)	-	-	-	-	-	-	-	-	-	-
	SHELTER COVE	-	-	-	-	-	-	-	-	-	-	-	-	-
	SHIPYARD	20,000.00	94,802.15	(74,802.15)	20,000.00	-	20,000.00	-	-	-	-	-	-	-
	SEA PINES	456,000.00	677,965.10	(221,965.10)	250,000.00	-	250,000.00	-	-	-	-	-	-	-
	SPANISH WELLS	-	-	-	-	-	-	-	-	-	-	-	-	-
	WEXFORD	35,000.00	46,169.43	(11,169.43)	25,000.00	-	25,000.00	-	-	-	-	-	-	-
	NON-PUD	1,130,000.00	669,481.82	460,518.18	558,000.00	-	558,000.00	-	-	-	-	-	-	-
	CONTINGENCY-PUD	500,000.00	221,540.24	278,459.76	-	-	-	-	-	-	-	-	-	-
	CONTINGENCY-NON-PUD	350,000.00	1,889.00	348,111.00	-	-	-	-	-	-	-	-	-	-
	CONTINGENCY-PUMP STATION	50,000.00	-	50,000.00	135,000.00	-	135,000.00	-	-	-	-	-	-	-
	<u>MONITORING</u>													
	WATER QUALITY MONITORING							105,000.00	93,051.00	11,949.00	110,000.00	-	110,000.00	5,000.00
	TIDE MONITORING							-	3,250.35	-	3,180.00	-	3,180.00	3,180.00
	<u>MODELING AND ANALYSIS</u>													
	• INVENTORY & MODELING					239,007.62		350,000.00	-	350,000.00	350,000.00	-	350,000.00	-
	• RESILIENCY SWOT/ SEA LEVEL RISE STUDY							250,000.00	-	250,000.00	-	-	-	(250,000.00)
	<u>ROUTINE MAINTENANCE</u>													
	• POND MAINTENANCE	-	77,358.02	(77,358.02)	-	-	-	-	-	-	-	-	-	-
	• STREET SWEEPING					91,835.00		10,000.00	2,916.24	7,083.76	10,000.00	-	10,000.00	-
	• CHANNEL MAINTENANCE					3,970.00		95,000.00	232,200.00	(137,200.00)	160,000.00	-	160,000.00	65,000.00
	<u>CORRECTIVE MAINTENANCE</u>													
	• PUBLIC SYSTEM					3,523.42		400,000.00	43,110.01	356,889.99	360,000.00	-	360,000.00	(40,000.00)
	• POA AGREEMENT SYSTEMS					2,250.00		660,000.00	245,080.81	414,919.19	500,000.00	-	500,000.00	(160,000.00)
	PUMP STATION MAINTENANCE					187,716.87		330,000.00	188,292.98	141,707.02	390,000.00	-	390,000.00	60,000.00
	MAINTENANCE PROGRAMS CONTINGENCY					-		340,000.00	-	340,000.00	500,000.00	-	500,000.00	160,000.00
	TOTAL STORMWATER PROJECTS	2,802,000.00	2,173,347.04	628,652.96	988,000.00	528,302.91	988,000.00	2,805,000.00	850,409.32	1,957,841.03	2,703,180.00	0.00	2,703,180.00	-101,820.00

changed "Projects" to "Programs" in FY23

moved WQ monitoring from Operating Expenses in FY23
added in FY24, installing 2 new gauges, 3 total

Baynard Cove and Braddock Cove (finish Sea Pines)
no additional study funding in FY24
expanded Routine Maintenance to show funding for 3 programs below
Town owns 54 ponds; 10% typically require treatment each year based on new contract awarded in 2022
HHL contract unit costs *1.1

project list is still being developed
project list is still being developed
routine maintenance, inspection, and operation

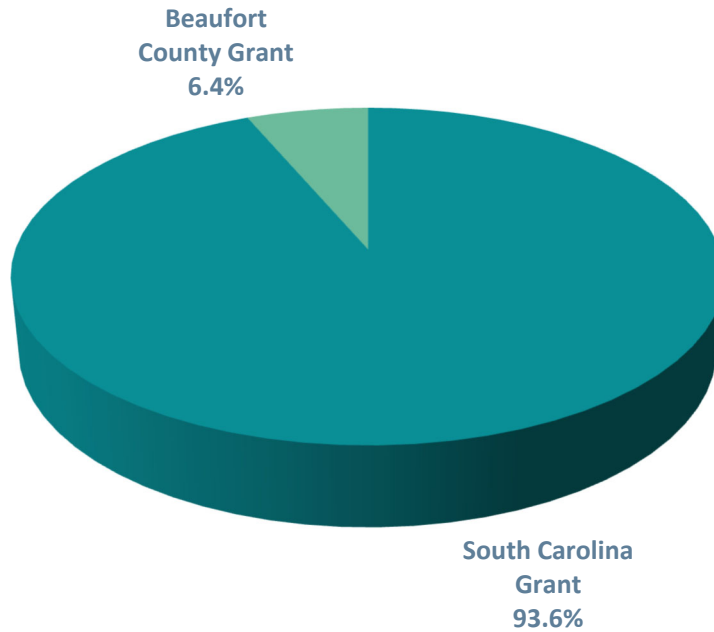
Org:	STORMWATER	FY2021			FY2022			FY2023			FY2024			
		ORIG BUDGET	ACTUALS	VARIANCE	ORIG BUDGET	YTD ACT/ENC	VARIANCE	ORIG BUDGET	YTD ACT/ENC	VARIANCE	REQUEST	ADJUSTMENTS	REVISED	VAR TO FY23
61006	TRANSFERS													
Object:														
62110	TRANSFER TO GENERAL FUND	150,000.00	125,000.00	25,000.00	155,000.00	116,250.03	38,749.97	125,000.00	62,500.02	62,499.98	125,000.00	-	125,000.00	-
62300	TRANSFER TO CIP	-	-	-	2,089,000.00	2,043,363.05	45,636.95	830,000.00	-	830,000.00	690,000.00	170,000.00	860,000.00	30,000.00
	TOTAL STORMWATER TRANSFERS	150,000.00	125,000.00	25,000.00	2,244,000.00	2,159,613.08	84,386.92	955,000.00	62,500.02	892,499.98	815,000.00	170,000.00	985,000.00	30,000.00
	TOTAL STORMWATER EXPENSES	5,450,000.00	4,889,978.84	560,021.16	5,500,000.00	4,589,551.24	1,354,364.75	5,833,296.00	1,803,529.36	4,033,016.99	5,859,394.00	26,423.00	5,885,817.00	52,521.00

9 Projects (New Funds for FY24)		
Cordillo Courts Improvements		70,000.00
MoonShell (Folly Field), construct		92,000.00
Gum Tree Road, design & construct		80,000.00
Jarvis Flap Gates, design & construct		100,000.00
Wexford Debris System, design		123,000.00
N Pump Station Security Cameras		45,000.00
N Main Street Drainage Improvements		-
N Palmetto Hall Outfall - design		-
N Lawton Pump Station - 1 New Pump		350,000.00
		860,000.00

TOWN OF HILTON HEAD ISLAND: FY 2024 GULLAH GEECHEE HISTORIC NEIGHBORHOODS COMMUNITY DEVELOPMENT CORPORATION FUND BUDGET

Sources of Funds

Fiscal Year 2024 GGHNCDC Fund - \$5,343,185

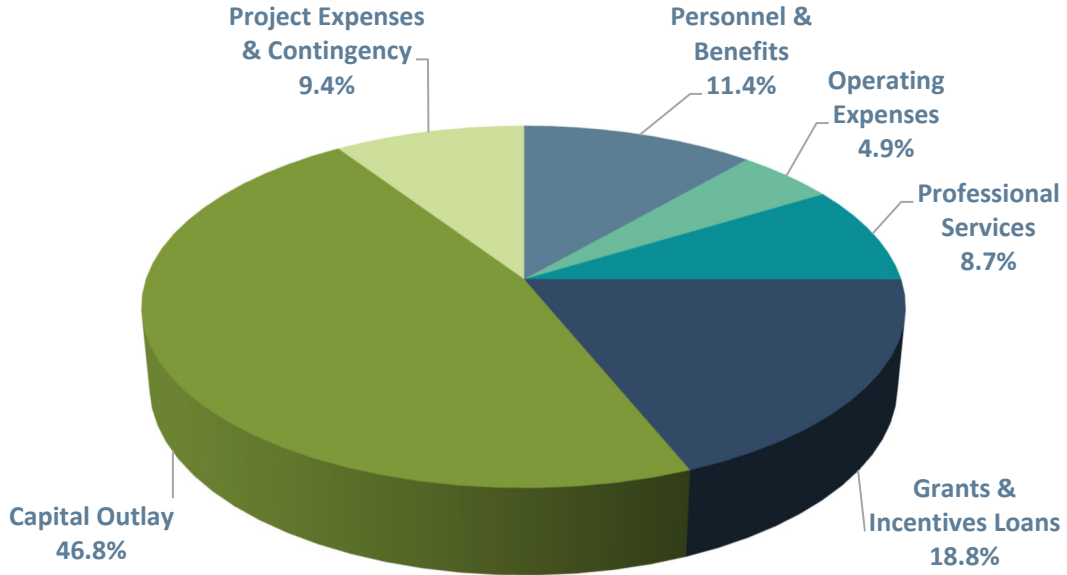


	FY 2023 Revised Budget	FY 2024 Adopted Budget	% Change FY 2023 Budget	% of Budget
South Carolina Grant	\$ 5,000,000	\$ 5,000,000	0.0%	93.6%
Beaufort County Grant	500,000	343,185	-31.4%	6.4%
Total Revenues	5,500,000	5,343,185	-2.9%	100.0%

The FY 2024 Budget amounts from the South Carolina grant and the Beaufort County grant (ARPA funds) were received in FY 2023; however, will not be deployed until FY 2024.

Uses of Funds

Fiscal Year 2024 GGHNCDC Fund - \$5,343,185



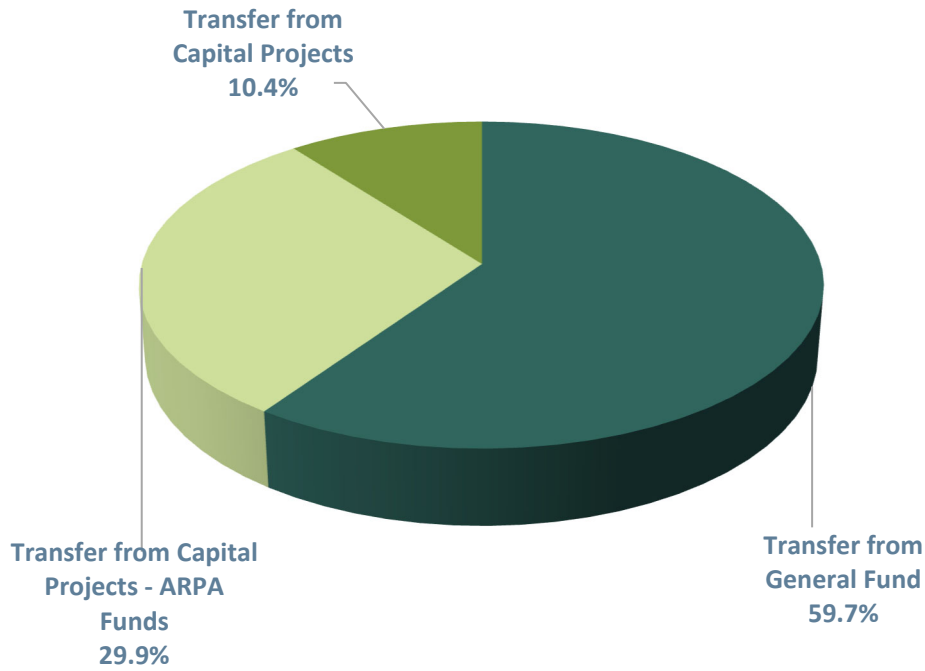
	FY 2023 Revised Budget	FY 2024 Adopted Budget	% Change FY 2023 Budget	% of Budget
Personnel & Benefits	\$ 610,850	\$ 610,850	0.0%	11.4%
Operating Expenses	418,885	262,070	-37.4%	4.9%
Professional Services	463,775	463,775	0.0%	8.7%
Grants & Incentives Loans	1,006,490	1,006,490	0.0%	18.8%
Capital Outlay	2,500,000	2,500,000	0.0%	46.8%
Project Expenses & Contingency	500,000	500,000	0.0%	9.4%
Total Expenditures	5,500,000	5,343,185	-2.9%	100.0%

A Board of Directors has been appointed by Town Council to oversee and guide the development of the Corporation and its organizational objectives. An Executive Director will be hired through coordination between the Town Manager and the appointed Board in the coming months. Planned expenditures will be refined by the Executive Director and Board of Directors upon placement.

TOWN OF HILTON HEAD ISLAND: FY 2024 HOUSING FUND BUDGET

Sources of Funds

Fiscal Year 2024 Housing Fund - \$3,350,000

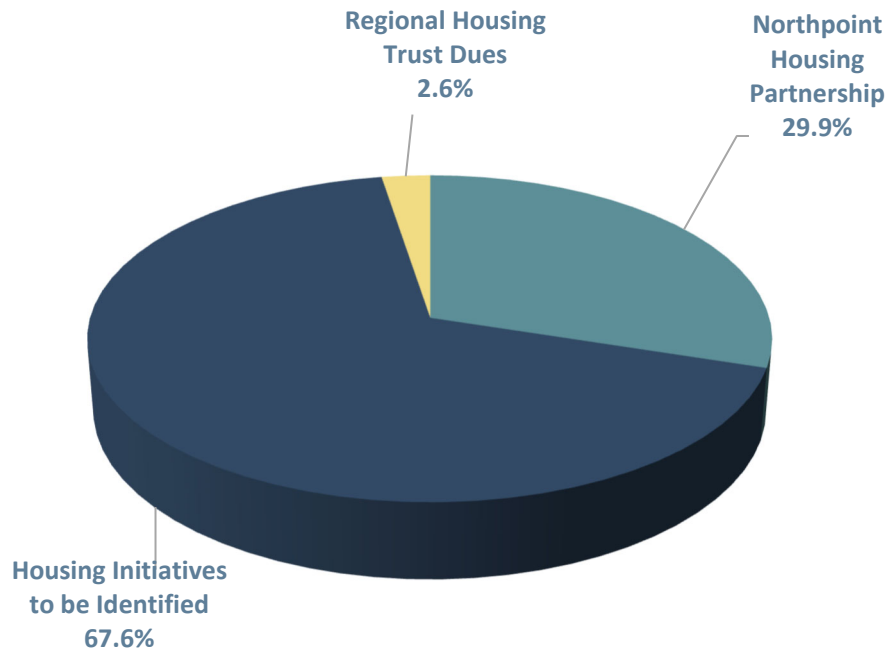


	FY 2024 Adopted Budget	% of Budget
Transfer from General Fund	\$ 2,000,000	59.7%
Transfer from Capital Projects - ARPA Funds	1,000,000	29.9%
Transfer from Capital Projects	350,000	10.4%
Total Revenues	3,350,000	100.0%

Note: In November 2022, Town Council voted to set aside \$1 million of Fiscal 2022 contribution to the General Fund Balance to provide for the Town’s future contribution toward Housing solutions. This budget proposes to move the funds from the General Fund Balance to the Housing Fund for future Town deployment toward Housing Initiatives.

Uses of Funds

Fiscal Year 2024 Housing Fund - \$3,350,000



	FY 2024 Adopted Budget	% of Budget
Northpoint Housing Partnership	\$ 1,000,000	29.9%
Housing Initiatives to be Identified	2,263,441	67.6%
Regional Housing Trust Dues	86,559	2.6%
Total Expenditures	3,350,000	100.0%



MEMORANDUM

To: Marc Orlando, Town Manager
From: Chris Yates, Building Official
Via: Missy Luick, Assistant Community Development Director
Via: Shawn Colin, Assistant Town Manager – Community Development
Date: 2/28/2023
Subject: Building Division Residential Plan Review Fee- Proposed Fee adjustment

After a review of our current fee tables, staff determined that the Town does not currently charge a residential plan review fee as part of the building permit fees collected for residential projects that require plan reviews. We currently charge a commercial plan review fee for commercial projects that require plan reviews. The current commercial plan review fee for commercial projects is 75% of the building permit fee. The building permit fee is based on the fee tables that are adopted by ordinance. In 2022 we had 668 residential permits that required a plan review. We collected roughly \$774,473.00 in residential permit fees for those 668 permits. If we charged a plan review fee based on 50% of the permit fee, then we could have generated another \$387,236.00 in residential plan review revenue in 2022. A quick scan of neighboring jurisdictions revealed, Charleston County, Town of Summerville, City of Charleston, City of Folly Beach, City of the Isle of Palms, Town of Sullivan's Island, Berkeley County, and Georgetown County charge a 50% of permit fees, plan review fee for both residential and commercial projects requiring plan reviews. (Please see Attachment A.)

I recommend that the Town consider adding a residential plan review fee of 50% of the collected permit fees for all residential permits requiring plan reviews. We are under contract with a third-party plan review services provider with the anticipated costs of the plan review contract projected to be between \$60,000.00 and \$75,000.00. The residential plan review fees would offset this cost.

Building Division Permit Review

Attachment A					
Proposed Permit Fee					
Plan Type	HHI Existing Fees	Proposed Fee	Permits	Total Permit Fees 2022	Total Revenue
Residential Plan Review	\$0	50% of the permit fee	668	\$774,473.00	\$387,236.00
Commercial Plan Review	75% of permit fee	No Change			
Permit Fee Study					
Plan Type	Beaufort County	Bluffton	City of Beaufort	Town of Port Royal	Hardeeville
Residential Plan Review	\$0, but \$30 fee if the application is withdrawn	Plan review fee: 50% of permit value.	Plan review fee: 50% of permit value.	Plan review fee: 10% of the permit fee	50% of the permit fee
Commercial Plan Review	Plan review fee: 50% of permit value.	Plan review fee: 75% of permit value.	Plan review fee: 50% of permit value.	Plan review fee: 50% of permit value.	Plan review fee: 50% of permit value.

Town of Hilton Head Island

STORMWATER UTILITY – NPDES PLAN REVIEW & INSPECTION

Recommendations for Charging Fees for NPDES Plan Review and Inspection

- The Town does not currently charge fees for NPDES Plans Review or Routine Inspection
- At the **current level of effort**:
 - Annual cost to the Town is **\$166,000**, and
 - Annual staff effort required is equivalent to **2.1 FTEs**
- At the **proposed level of effort** (adding recommended commitments):
 - Annual cost to the Town would increase to **\$355,840**, and
 - Annual staff effort required would increase to the equivalent of **4.1 FTEs**
- **To implement** the recommended increase in commitments, **additional staff would be required** (two new Full-time Stormwater Inspectors)
- A majority of 17 regional MS4 Communities researched charge fees for plan review and inspection
- **Staff recommends that the Town begin charging fees for NPDES Plan Review and Inspection**
- Recommended fee structure targets a revenue-neutral outcome



Town of Hilton Head Island

STORMWATER UTILITY – NPDES PLAN REVIEW & INSPECTION

Proposed NPDES/Stormwater Plan Review Fees – **FIRST SUBMITTAL**

Permit Type	Recommended	Town of Bluffton	City of Charleston	Beaufort County
Residential (lots less than 1 acre)	\$100	\$100	\$100	\$100
Pool or Spa (residential)	\$100	-	-	-
Demolition (residential, < 1 acre)	\$100	-	-	-
Residential (lots ≥ than 1 acre), Residential Subdivision, Multifamily, and Non-residential**	\$250/acre* (\$5000 max)	\$250/acre* (\$5000 max)	\$500 + \$200/acre* (\$5000 max)	\$250/acre* (\$5000 max)

- * Per disturbed acre, rounded up to the nearest whole acre.
- ** Including Land Disturbance Permits and Commercial Demolitions

PLAN REVIEW



Town of Hilton Head Island

STORMWATER UTILITY – NPDES PLAN REVIEW & INSPECTION

Proposed NPDES/Stormwater Plan Review Fees – **AMENDMENT/RESUBMITTAL**

Permit Type	Recommended	Town of Bluffton	City of Charleston	Beaufort County
Residential (lots less than 1 acre)	\$75	\$50	-	-
Pool or Spa (residential)	\$75	-	-	-
Demolition (residential, < 1 acre)	\$75	-	-	-
Residential (lots ≥ than 1 acre), Residential Subdivision, Multifamily, and Non-residential**	\$150/acre* (\$2500 max)	\$150/acre* (\$2500 max)	-	\$150/acre* (\$2500 max)

- * Per disturbed acre, rounded up to the nearest whole acre.
- ** Including Land Disturbance Permits and Commercial Demolitions

PLAN REVIEW



Town of Hilton Head Island

STORMWATER UTILITY – NPDES PLAN REVIEW & INSPECTION

Proposed NPDES/Stormwater Inspection Fees – Routine Monthly INSPECTION

Permit Type	Recommended	Town of Bluffton		City of Charleston		Beaufort County
Residential (lots less than 1 acre)	\$90/month	\$100/inspection		\$75/inspection		-
Pool or Spa (residential)	\$90/month	-		-		-
Demolition (residential, < 1 acre)	\$90/month	-		-		-
Residential (lots ≥ than 1 acre), Residential Subdivision, Multifamily, and Non-residential**	\$50+\$50/acre* /month (\$500 max)	less than 1 acre* 1.0 to 5.0 acres* 5.01 to 10.0 acres* 10.01+ acres*	\$100/inspection \$200/inspection \$300/inspection \$400/inspection	less than 1 acre* 1.0 to 5.0 acres* 5.01 to 10.0 acres* 10.01+ acres*	\$75/inspection \$150/inspection \$250/inspection \$500/inspection	-

INSPECTION

* Per disturbed acre, rounded up to the nearest whole acre.
 ** Including Land Disturbance Permits and Commercial Demolitions



Town of Hilton Head Island

STORMWATER UTILITY – NPDES PLAN REVIEW & INSPECTION

Proposed NPDES/Stormwater Inspection Fees – Notice Of Violation REINSPECTION

Permit Type	Recommended	Town of Bluffton		City of Charleston		Beaufort County
Residential (lots less than 1 acre)	\$140/inspection	\$150/inspection		\$75/inspection		-
Pool or Spa (residential)	\$140/inspection	-		-		-
Demolition (residential, < 1 acre)	\$140/inspection	-		-		-
Residential (lots ≥ than 1 acre), Residential Subdivision, Multifamily, and Non-residential**	\$100+\$50/acre* /inspection (\$550 max)	less than 1 acre* 1.0 to 5.0 acres* 5.01 to 10.0 acres* 10.01+ acres*	\$150/inspection \$250/inspection \$350/inspection \$450/inspection	less than 1 acre* 1.0 to 5.0 acres* 5.01 to 10.0 acres* 10.01+ acres*	\$75/inspection \$150/inspection \$250/inspection \$500/inspection	-

INSPECTION

* Per disturbed acre, rounded up to the nearest whole acre.
 ** Including Land Disturbance Permits and Commercial Demolitions



Town of Hilton Head Island

STORMWATER UTILITY – NPDES PLAN REVIEW & INSPECTION

Proposed NPDES/Stormwater Inspection Fees – Stop Work Order REINSPECTION

Permit Type	Recommended	Town of Bluffton		City of Charleston		Beaufort County
Residential (lots less than 1 acre)	\$190/inspection	\$200/inspection		\$75/inspection		-
Pool or Spa (residential)	\$190/inspection	-		-		-
Demolition (residential, < 1 acre)	\$190/inspection	-		-		-
Residential (lots ≥ than 1 acre), Residential Subdivision, Multifamily, and Non-residential**	\$150+\$50/acre* /inspection (\$600 max)	less than 1 acre* 1.0 to 5.0 acres* 5.01 to 10.0 acres* 10.01+ acres*	\$200/inspection \$300/inspection \$400/inspection \$500/inspection	less than 1 acre* 1.0 to 5.0 acres* 5.01 to 10.0 acres* 10.01+ acres*	\$75/inspection \$150/inspection \$250/inspection \$500/inspection	-

INSPECTION

* Per disturbed acre, rounded up to the nearest whole acre.
 ** Including Land Disturbance Permits and Commercial Demolitions



Town of Hilton Head Island

STORMWATER UTILITY – NPDES PLAN REVIEW & INSPECTION

Summary of Recommended NPDES Fees for FY24

Permit Type	Initial Plan Review	Re-submittal Review	Routine Inspection	Notice of Violation Reinspection	Stop Work Order Reinspection
Single-family Residential (lots <1 acre)	\$100	\$75	\$90/month	\$140/inspection	\$190/inspection
Pool or Spa (residential)	\$100	\$75	\$90/month	\$140/inspection	\$190/inspection
Demolition (residential, < 1 acre)	\$100	\$75	\$90/month	\$140/inspection	\$190/inspection
Residential (lots ≥ than 1 acre), Residential Subdivision, Multifamily, and Non-residential**	\$250/acre* (\$5000 max)	\$150/acre* (\$2500 max)	\$50+\$50/acre* /month (\$500 max)	\$100+\$50/acre* /inspection (\$550 max)	\$150+\$50/acre* /inspection (\$600 max)

* Per disturbed acre, rounded up to the nearest whole acre.

** Including Land Disturbance Permits and Commercial Demolitions



Town of Hilton Head Island

STORMWATER UTILITY – NPDES PLAN REVIEW & INSPECTION

Fee Recommendations – Projected Cost & Revenue Comparison

Permit Type	Annual Volume	Permitting Effort *	Inspection Effort *	Cost to Town (Staff Time + OH)	Estimated Revenue	Revenue less Cost
Single-family Residential (<1acre)	155	155 hours	1,630 hours	\$ 98,770	\$ 99,200	\$ 430
Single-family Residential (>1acre)	5	10 hours	50 hours	\$ 3,190	\$ 3,200	\$ 10
Pool or Spa (residential)	180	90 hours	945 hours	\$ 57,360	\$ 66,600	\$ 9,240
Demolition (residential)	45	45 hours	180 hours	\$ 12,950	\$ 12,600	(\$ 350)
Demolition (commercial)	5	10 hours	20 hours	\$ 1,440	\$ 1,400	(\$ 40)
Commercial Development	80	430 hours	2,055 hours	\$ 141,790	\$ 156,900	\$ 15,110
Land Disturbance	5	10 hours	70 hours	\$ 4,490	\$ 6,250	\$ 1,760
Residential Subdivision	5	50 hours	280 hours	\$ 18,690	\$ 21,250	\$ 2,560
Family Subdivision/Compound	10	35 hours	170 hours	\$ 11,690	-	(\$ 11,690)
Utility Installation	150	75 hours	-	\$ 5,470	-	(\$ 5,470)
	640	910 hours	5,400 hours	\$ 355,840	\$ 367,400	\$ 11,560 **

* Annual staff manhours, excluding management and administrative overhead effort.

** Revenue-neutral methodology in fee structure development within 5% of desired goal.





Follow us on the following social media sites:



HiltonHeadIslandsc.gov